


Sound Move

**Launching a Rapid Transit System
for the Puget Sound Region**

*Appendix A: Detailed description of
facilities and costs*

The Ten-Year Regional Transit System Plan

As adopted May 31, 1996



All figures in 1995 \$millions

Contents

Subarea project list summary

Snohomish County 1

North King County 1

South King County 1

East King County 1

Pierce County 2

Subarea totals 2

Regional fund 2

Total revenues and expenditures 2

Snohomish County

Revenues and project list 3

North King County

Revenues and project list 5

South King County

Revenues and project list 6

East King County

Revenues and project list 8

Pierce County

Revenues and project list 10


Regional Fund

Revenues and project list 12

Subarea project list summary

RTA's Revenue ¹	Expenditures	Capital	O&M	Total
Snohomish County —				
Taxes - \$257	Commuter rail	\$89	\$43	\$132
Federal - \$28	HOV access	49	-	49
Bonding - \$60	Regional express bus	10	46	56
Farebox - \$17	Community connections	96	-	96
	Debt service	-	7	7
Subtotal - \$362	Reserves	-	3	3
	Regional fund	7	12	19
		<u>\$251</u>	<u>\$111</u>	<u>\$362</u>
North King County —				
Taxes - \$581	Electric light rail	\$1,381	\$30	\$1,411
Federal - \$452	Contribution to commuter rail			
Bonding - \$503	and regional bus O&M	-	26	26
Farebox - \$23	Debt service	-	47	47
	Reserves	-	32	32
Subtotal - \$1,559	Regional fund	16	27	43
		<u>\$1,397</u>	<u>\$162</u>	<u>\$1,559</u>
South King County —				
Taxes - \$354	Electric light rail	\$315	\$10	\$325
Federal - \$163	Commuter rail	\$228	\$41	\$269
Bonding - \$284	HOV access	70	-	70
Farebox - \$28	Regional express bus	11	28	39
	Community connections	25	-	25
Subtotal - \$829	Debt service	-	56	56
	Reserves	-	18	18
	Regional fund	10	17	27
		<u>\$659</u>	<u>\$170</u>	<u>\$829</u>
East King County —				
Taxes - \$420	HOV access	\$258	-	\$258
Federal - \$45	Regional express bus	35	110	145
Bonding - \$69	Community connections	109	-	109
Farebox - \$33	Debt service	-	14	14
	Reserves	-	10	10
Subtotal - \$567	Regional fund	11	20	31
		<u>\$413</u>	<u>\$154</u>	<u>\$567</u>


¹ 10 year time frame; 0.52% sales tax equivalent



All figures in 1995 \$millions

RTA's Revenue ¹	Expenditures	Capital	O&M	Total
Pierce County —				
Taxes - \$368	Electric light rail	\$50	\$15	\$65
Federal - \$39	Commuter rail	222	46	268
Bonding - \$136	Regional express bus	36	85	121
Farebox - \$32	Community connections	25	-	25
	Debt service	-	47	47
	Reserves	-	21	21
	Regional fund	10	18	28
Subtotal - \$575		\$343	\$232	\$575
Subarea Totals —				
Taxes - \$1,980	Electric light rail	\$1,746	\$55	\$1,801
Federal - \$727	Commuter rail	\$539	\$130	\$669
Bonding - \$1,052	HOV access	\$377	-	\$377
Farebox - \$133	Regional express bus	\$92	\$269	\$361
	Community connections	\$255	-	\$255
	Debt Service	-	\$171	\$171
	Reserves	-	\$110	\$110
Subtotal - \$3,892		\$3,009	\$735	\$3,744
Regional Fund —				
Interest - \$22	Fare integration	-	\$45	\$45
	Research & technology	\$30	-	\$30
	Phase II planning/engineering	\$30	-	\$30
	RTA agency administration	-	\$55	\$55
	Systemwide contingency	-	\$10	\$10
		\$60	\$110	\$170
Total revenues and expenditures —				
Revenues - \$3,914	Expenditures -	\$3,069	\$845	\$3,914

¹ 10 year time frame; 0.52% sales tax equivalent



All figures in 1995 \$millions

Snohomish County

Revenues

Taxes -	\$257
Federal -	\$28
Bonding -	\$60
Farebox -	\$17
Total -	\$362

Project List

Commuter Rail —

	Capital	O&M	Combined
Everett to Seattle (track & facilities)	\$64	\$43	\$107
Everett Multimodal	\$12	-	\$12
Mukilteo Station	\$6	-	\$6
Edmonds Station	\$6	-	\$6
Bond St. Station (Everett)	\$1	-	\$1
Total -	\$89	\$43	\$132

HOV Access —

I-5 @ 164th (Ash Way)	\$11	-	\$11
I-5 @ Lynnwood P&R	\$30	-	\$30
I-5 @ 112th (Silver Lake)	\$6	-	\$6
SR-525 @ 164th (Swamp Creek)	\$2	-	\$2
Total -	\$49	-	\$49

Regional Express Bus —

Everett to Aurora Village: SR 99	\$3	\$11	\$14
Everett to Mountlake Terrace/ Seattle: I-5	\$4	\$21	\$25
S. Everett to Bellevue: SR 527 (Snohomish)	\$2	\$9	\$11
Lynnwood to Bellevue: I-405 (Snohomish)	\$1	\$5	\$6
Total -	\$10	\$46	\$56

¹ Provisional amount subject to funding availability

All figures in 1995 \$millions

	Capital	O&M	Combined
Community Connections —			
Lynnwood Transit Center	\$15	-	\$15
Ash Way Park & Ride	\$2	-	\$2
Swamp Creek Park & Ride	\$6	-	\$6
Mountlake Terrace Flyer Stop	\$3	-	\$3
Lynnwood Transit Center - Park & Ride Connector	\$5	-	\$5
Pacific Avenue Overpass (Everett)	\$10	-	\$10
South Everett Transit Center	\$3	-	\$3
East Everett Park & Ride (formerly "Landfill")	\$15	-	\$15
North Everett Transit Center	\$1	-	\$1
Lynnwood Park & Ride enhancements	\$2	-	\$2
112th St. Park & Ride / Flyer Stop (Silver Lake)	\$14	-	\$14
Funds for other Projects	\$20	-	\$20
Total -	\$96	-	\$96
Debt service —	-	\$7	\$7
Reserves —	-	\$3	\$3
Regional fund —	\$7	\$12	\$19
Grand total —	\$251	\$111	\$362

All figures in 1995 \$millions

North King County


Revenues

Taxes -	\$581
Federal -	\$452
Bonding -	\$503
Farebox -	\$23
Total -	\$1,559

Project List

	Capital	O&M	Combined
Electric light-rail —			
North University District to Boeing Access Rd.	\$1,355	\$30	\$1,385
NE 45th Street Station			
Pacific Street Station			
Capitol Hill Station			
First Hill Station			
Convention Place Station			
Westlake Station,			
University Street Station			
Pioneer Square Station			
International District Station			
I-90/Rainier Station (Atlantic St.)			
McClellan Street Station			
Columbia City Station			
Othello Street Station			
Henderson Street Station			
Boeing Access Road Station			
North University District to Northgate (contribution pending additional funding)	\$26	-	\$26
Roosevelt Station			
Northgate Station			
Commuter rail —			
Richmond Beach Station	*		
Ballard Station	*		
Georgetown Station	*		
Contribution to commuter rail & regional bus O&M —	-	\$26	\$26
Debt service —	-	\$47	\$47
Reserves —	-	\$32	\$32
Regional fund —	\$16	\$27	\$43
Grand Total —	\$1,397	\$162	\$1,559

* Provisional station subject to funding availability



South King County

Revenues

Taxes -	\$354
Federal -	\$163
Bonding -	\$284
Farebox -	\$28
Total -	\$829

Project List

Capital O&M Combined

Electric light rail —

Boeing Access Rd. to S. 200th St. (SeaTac)	\$315	\$10	\$325
Tukwila Station			
N. SeaTac Station (SR-518)			
Sea-Tac Airport Station			
SeaTac Station (S. 200th St.)			

Commuter Rail —

Seattle to Auburn (track & facilities)	\$179	\$41	\$220
King St. Station	\$11	-	\$11
Boeing Access Road Station (Tukwila)	\$10	-	\$10
Tukwila Station (Longacres)	\$13	-	\$13
Kent Station	\$6	-	\$6
Auburn Station	\$9	-	\$9
Total -	\$228	\$41	\$269

HOV Access —

I-5 @ 320th (Federal Way)	\$25	-	\$25
I-5@ 272nd (Federal Way)	\$27	-	\$27
I-405 @ Southcenter (Tukwila)	\$32	-	\$32
Total -	\$70	-	\$70



East King County

Capital O&M Combined

Regional express bus —

Bellevue to SeaTac (south)	\$3	\$8	\$11
Federal Way to Bellevue (south)	\$2	\$3	\$5
Puyallup to Bellevue (south)	\$2	\$2	\$4
SeaTac to Seattle	\$3	\$8	\$11
Tacoma to Seattle (south)	\$1	\$7	\$8
Total -	\$11	\$28	\$39

Community connections —

Federal Way Transit Center/City Center	\$4	-	\$4
Star Lake or other Federal Way park-and-ride lot capacity improvements	\$16	-	\$16
Other Park-and-ride expansion	\$5	-	\$5
Total -	\$25	-	\$25

Debt Service —

	-	\$56	\$56
--	---	------	------

Reserves —

	-	\$18	\$18
--	---	------	------

Regional fund —

	\$10	\$17	\$27
--	------	------	------

Grand Total —

	\$659	\$170	\$829
--	-------	-------	-------

All figures in 1995 \$millions

East King County

Revenues

Taxes -	\$420
Federal -	\$45
Bonding -	\$69
Farebox -	\$33
Total -	\$567

Project list

	Capital	O&M	Combined
--	---------	-----	----------

HOV access —

Kirkland I-405 HOV access improvements	\$84	-	\$84
I-405 @ Bellevue	\$66	-	\$66
I-405 @ Park Ave., (Renton)	\$32	-	\$32
I-405 @ Talbot Rd. (Renton)	\$31	-	\$31
I-90 @ Eastgate Park-and-ride	\$29	-	\$29
I-90 @ Sunset Interchange (HOV Share)	\$16	-	\$16
Total -	\$258	-	\$258

Regional express bus —

S. Everett to Bellevue: SR 527 (east)	\$2	\$4	\$6
Lynnwood to Bellevue: I-405 (east)	\$2	\$5	\$7
Woodinville to Northgate	\$4	\$10	\$14
Issaquah to Bellevue/Northgate	\$7	\$22	\$29
Redmond to Bellevue/Seattle	\$5	\$20	\$25
Redmond to Seattle: SR 520	\$4	\$3	\$7
Bellevue to SeaTac (east)	\$3	\$14	\$17
Redmond to U. District	\$4	\$13	\$17
Federal Way to Bellevue (east)	\$2	\$11	\$13
Puyallup to Bellevue (east)	\$2	\$8	\$10
Total -	\$35	\$110	\$145

All figures in 1995 \$millions

	Capital	O&M	Combined
--	---------	-----	----------

Community Connections —

Bellevue Transit Center	\$15	-	\$15
Bothell / Canyon Park flyer stop	\$5	-	\$5
Bothell Branch Campus Access @ 195th/I-405	\$5	-	\$5
Issaquah Transit Center	\$10	-	\$10
Kirkland Transit Center	\$10	-	\$10
Mercer Island Station/Park & Ride	\$10	-	\$10
Newcastle Transit Center	\$5	-	\$5
Willows HOV (Redmond)	\$5	-	\$5
Overlake Transit Center / Park & Ride (NE 40th)	\$5	-	\$5
Woodinville Arterial HOV Enhancements	\$5	-	\$5
Small cities transit access	\$3	-	\$3
Unincorporated King Co. Transit Access	\$5	-	\$5
I-90 two-way center roadway	\$15	-	\$15
SR-522 HOV enhance. (Woodinville to Bothell)	\$11	-	\$11
Total -	\$109	-	\$109

Debt service —

	-	\$14	\$14
--	---	------	------

Reserves —

	-	\$10	\$10
--	---	------	------

Regional fund —

	\$11	\$20	\$31
--	------	------	------

Grand Total —

	\$413	\$154	\$567
--	-------	-------	-------

All figures in 1995 \$millions

Pierce County

Revenues

Taxes -	\$368
Federal -	\$39
Bonding -	\$136
Farebox -	\$32
Total -	\$575

Project List

	Capital	O&M	Combined
--	---------	-----	----------

Commuter Rail —

Auburn to Lakewood (track & facilities)	\$171	\$46	\$217
Sumner Station	\$5	-	\$5
Puyallup Station	\$9	-	\$9
Tacoma Dome Station	\$17	-	\$17
S. 56th St. Station	\$7	-	\$7
Lakewood Station	\$9	-	\$9
Lakewood CBD Rail Station connection	\$4	-	\$4
Total -	\$222	\$46	\$268

Electric Light-Rail —

Tacoma CBD/Waterfront to Tacoma Dome multi-modal Terminal	\$50	\$15	\$65
Total -	\$50	\$15	\$65

Regional Express Bus —

Puyallup to Bellevue: SR-167 (Pierce)	\$2	\$7	\$9
Tacoma to Seattle: I-5 (Pierce)	\$2	\$7	\$9
Tacoma to Seattle Express	\$12	\$28	\$40
Lakewood to Seattle Express	\$5	\$17	\$22
Tacoma Dome to Auburn: SR-167	\$2	\$5	\$7
South Hill to Dupont Express	\$5	\$4	\$9
Lakewood to Tacoma Express	\$3	\$8	\$11
Midcounty to Downtown Express	\$3	\$4	\$7
Lakewood to Puyallup Express	\$2	\$5	\$7
Total -	\$36	\$85	\$121

All figures in 1995 \$millions

	Capital	O&M	Combined
--	---------	-----	----------

Community Connections —

Tacoma Dome Expansion	\$10	-	\$10
South Hill Park & Ride	\$5	-	\$5
Dupont Park & Ride	\$5	-	\$5
SR 512 Park & Ride Expansion	\$5	-	\$5
Total -	\$25	-	\$25

Debt service —

	-	\$47	\$47
--	---	------	------

Reserves —

	-	\$21	\$21
--	---	------	------

Regional fund —

	\$10	\$18	\$28
--	------	------	------

Grand Total —

	\$343	\$232	\$575
--	-------	-------	-------



Regional fund

Revenues

Local tax revenue, 7% contribution -	\$139
Interest earnings -	\$31
Total -	\$170

Project List

	Capital	O&M	Combined
Fare integration	-	\$45	\$45
Research & technology	\$30	-	\$30
Phase II planning / engineering	\$30	-	\$30
RTA agency administration	-	\$55	\$55
Systemwide contingency	-	\$10	\$10
Total - Station	\$60	\$110	\$170
Puyallup Station	\$9	-	\$9
Tacoma Dome Station	\$17	-	\$17
S. 36th St. Station	\$7	-	\$7
Lakewood Station	\$9	-	\$9
Lakewood CBD Rail Station connection	\$4	-	\$4
Total -	\$222	\$46	\$268
Electric Light-Rail -			
Tacoma CBD/Waterfront to Tacoma Dome multi-modal Terminal	\$50	\$15	\$65
Total -	\$50	\$15	\$65
Regional Express Bus -			
Puyallup to Bellevue SR-167 (Pierce)	\$2	\$7	\$9
Tacoma to Seattle I-5 (Pierce)	\$2	\$7	\$9
Tacoma to Seattle Express	\$12	\$23	\$35
Lakewood to Seattle Express	\$5	\$17	\$22
Tacoma Dome to Auburn SR-167	\$2	\$5	\$7
South Hill to Dupont Express	\$5	\$4	\$9
Lakewood to Tacoma Express	\$3	\$8	\$11
Midcounty to Downtown Express	\$3	\$4	\$7
Lakewood to Puyallup Express	\$2	\$5	\$7
Total -	\$36	\$85	\$121

Sound Move – the Regional Transit System Plan

Central Puget Sound Regional
Transit Authority
Union Station
401 S. Jackson St.
Seattle, Washington 98104-2826
E-mail: main@soundtransit.org
(800) 201-4900

Information presented in the system
plan is provided by the Sound
Transit to inform citizens and may
be reproduced freely.

Sound Transit Executive Director:
Joni Earl

This information is available in
accessible formats upon request at
888-889-6368 or 888-713-6030 TTY.
Sound Transit information is
also available on the Web at
www.soundtransit.org.

