





Overall, how do the Phase 2 options compare?

Option A

NO CHANGES TO ROUTES

 <p>How Often Buses & Trains Run</p>	 <p>How Early and How Late Buses Run</p>	 <p>Connections with other Transit Service</p>	 <p>How often buses and trains run on-time</p>
FREQUENCY	SERVICE SPAN	CONNECTIONS	RELIABILITY
NO CHANGE	NO CHANGE	NO CHANGE	MAJOR IMPACT

Option B

MORE FREQUENT SERVICE

MAJOR IMPROVEMENTS	MINOR IMPROVEMENTS	MINOR IMPROVEMENTS	MAJOR IMPROVEMENTS
--------------------	--------------------	--------------------	--------------------

Option C

SERVICE WITH MORE CONNECTIONS

MINOR IMPROVEMENTS	MINOR IMPROVEMENTS	MAJOR IMPROVEMENTS	MINOR IMPROVEMENTS
--------------------	--------------------	--------------------	--------------------