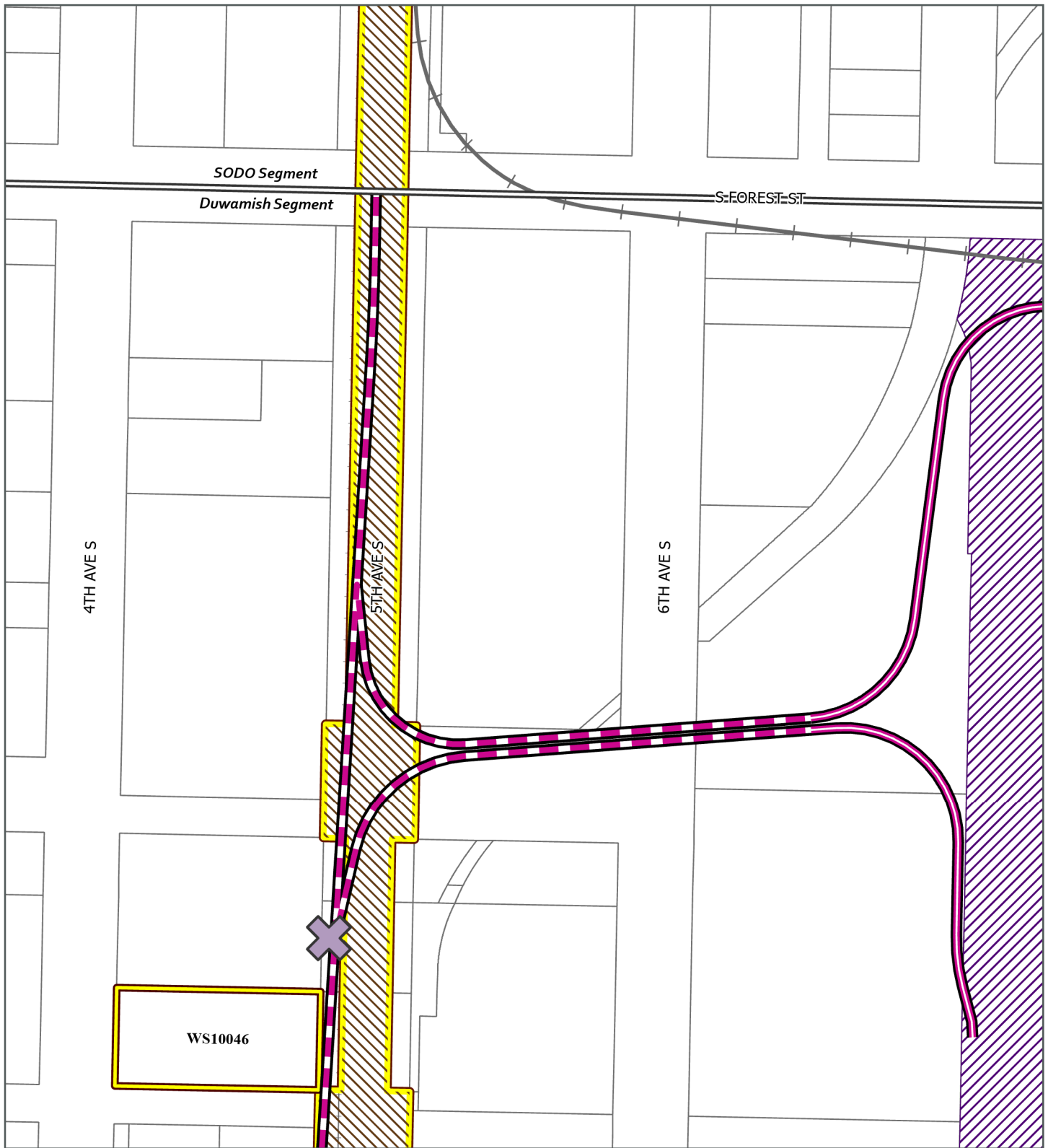


Attachment N.3E
Maps of Vibration Impact Assessment

This page is intentionally left blank.



Source: City of Seattle, King County (2023).

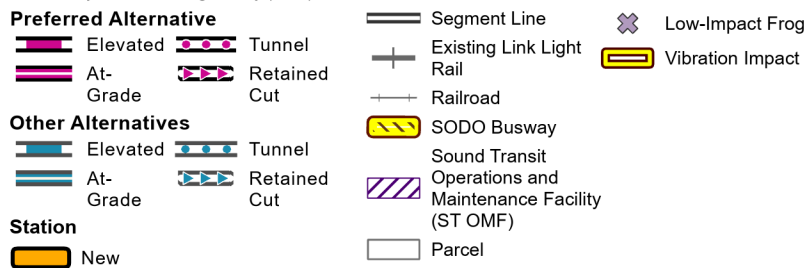

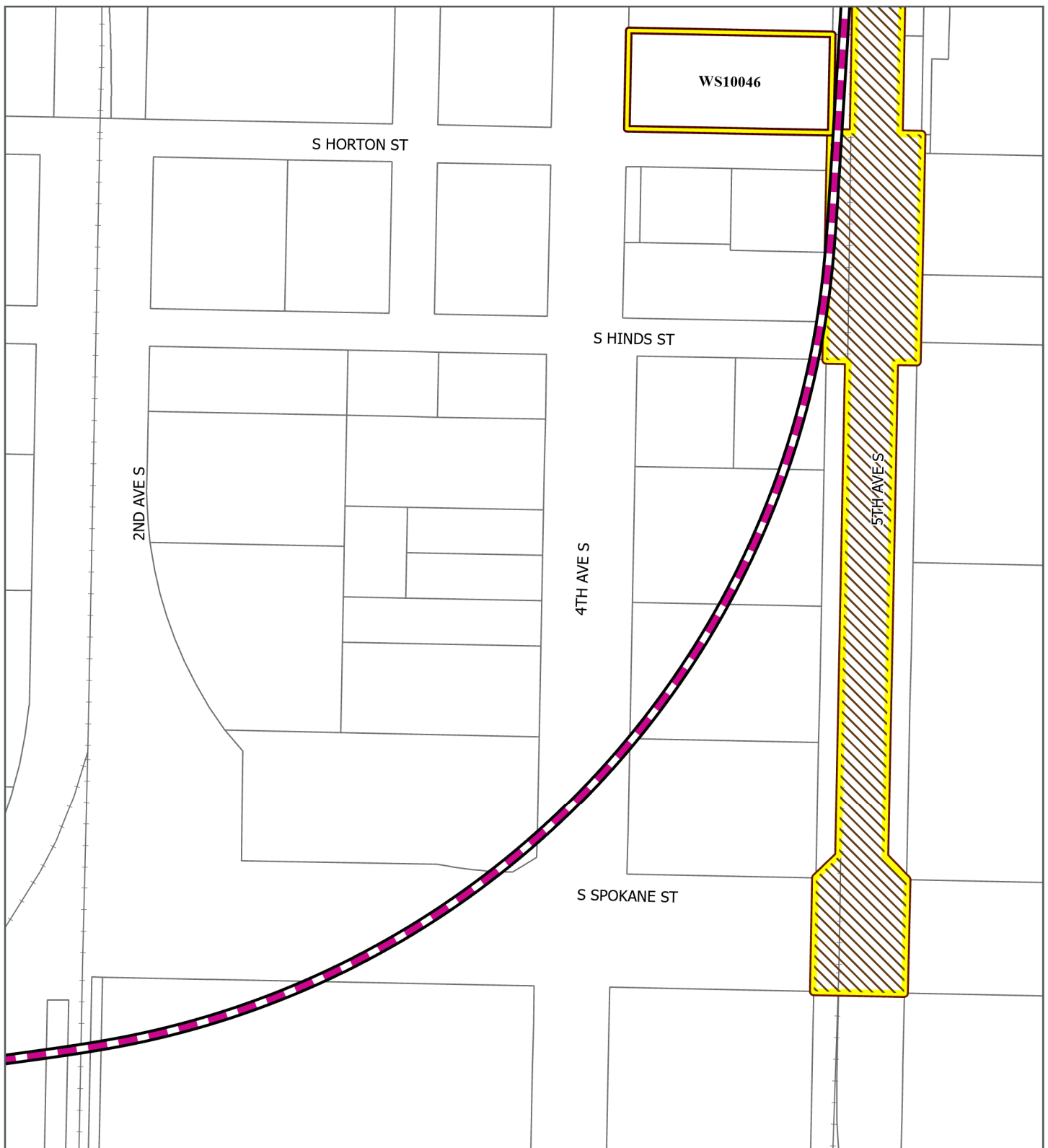


FIGURE N.3E-1a
Preferred Alternative DUW-1a
Vibration and Groundborne Noise
Impacts (before mitigation)
 Duwamish Segment

West Seattle Link Extension





Source: City of Seattle, King County (2023).

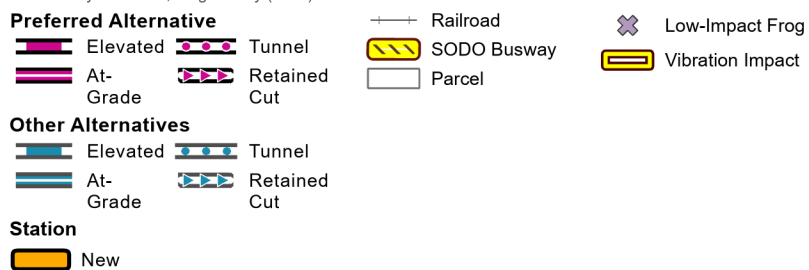



FIGURE N.3E-1b
Preferred Alternative DUW-1a
Vibration and Groundborne Noise
Impacts (before mitigation)
Duwamish Segment

West Seattle Link Extension





Source: City of Seattle, King County (2023).

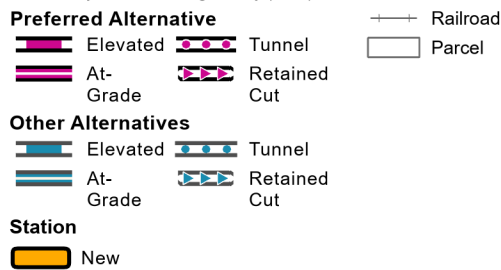

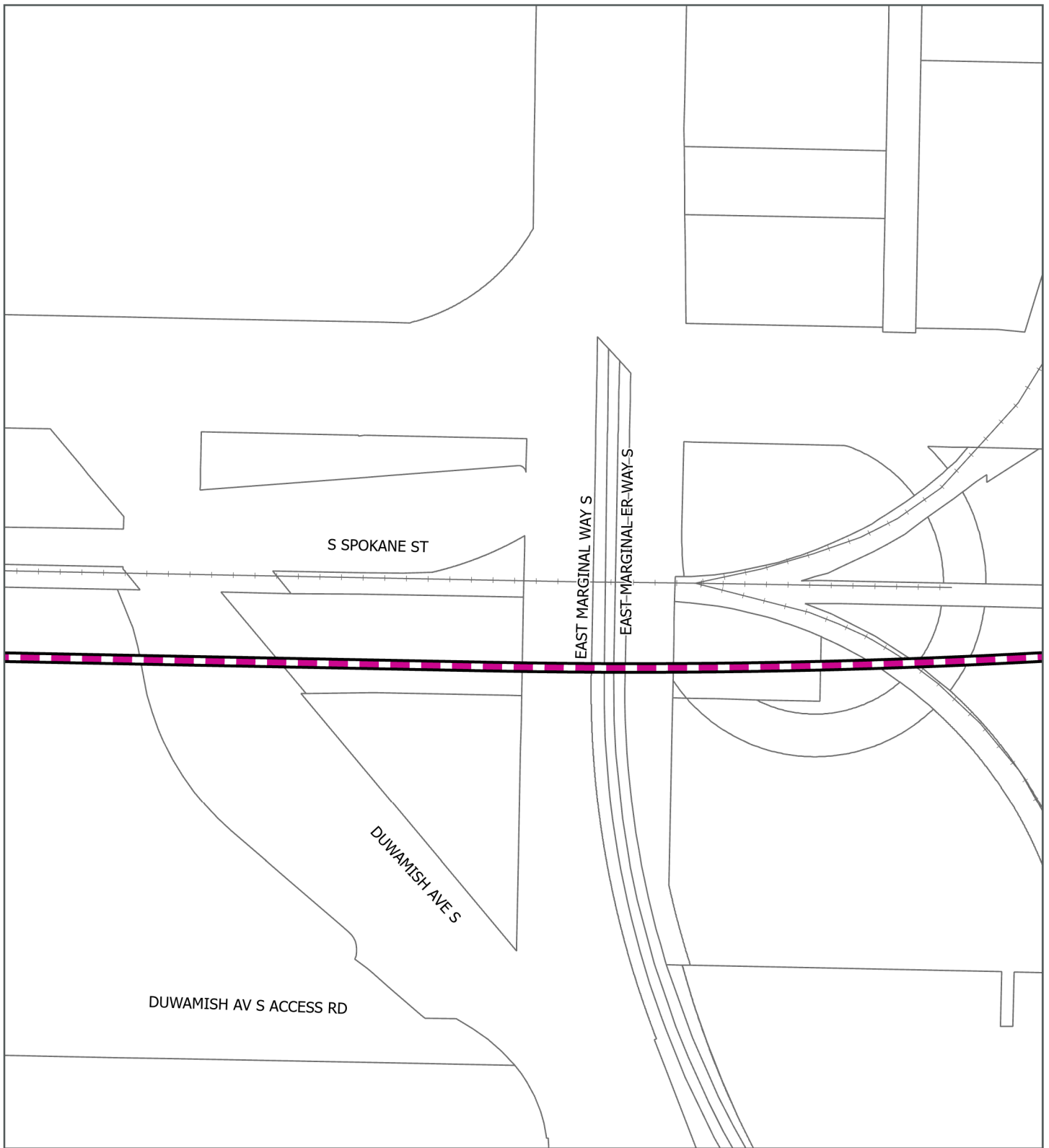


FIGURE N.3E-1c
Preferred Alternative DUW-1a
Vibration and Groundborne Noise
Impacts (before mitigation)
Duwamish Segment

West Seattle Link Extension





Source: City of Seattle, King County (2023).

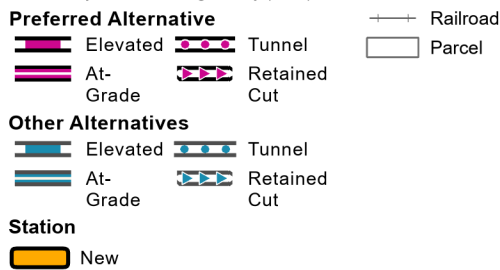

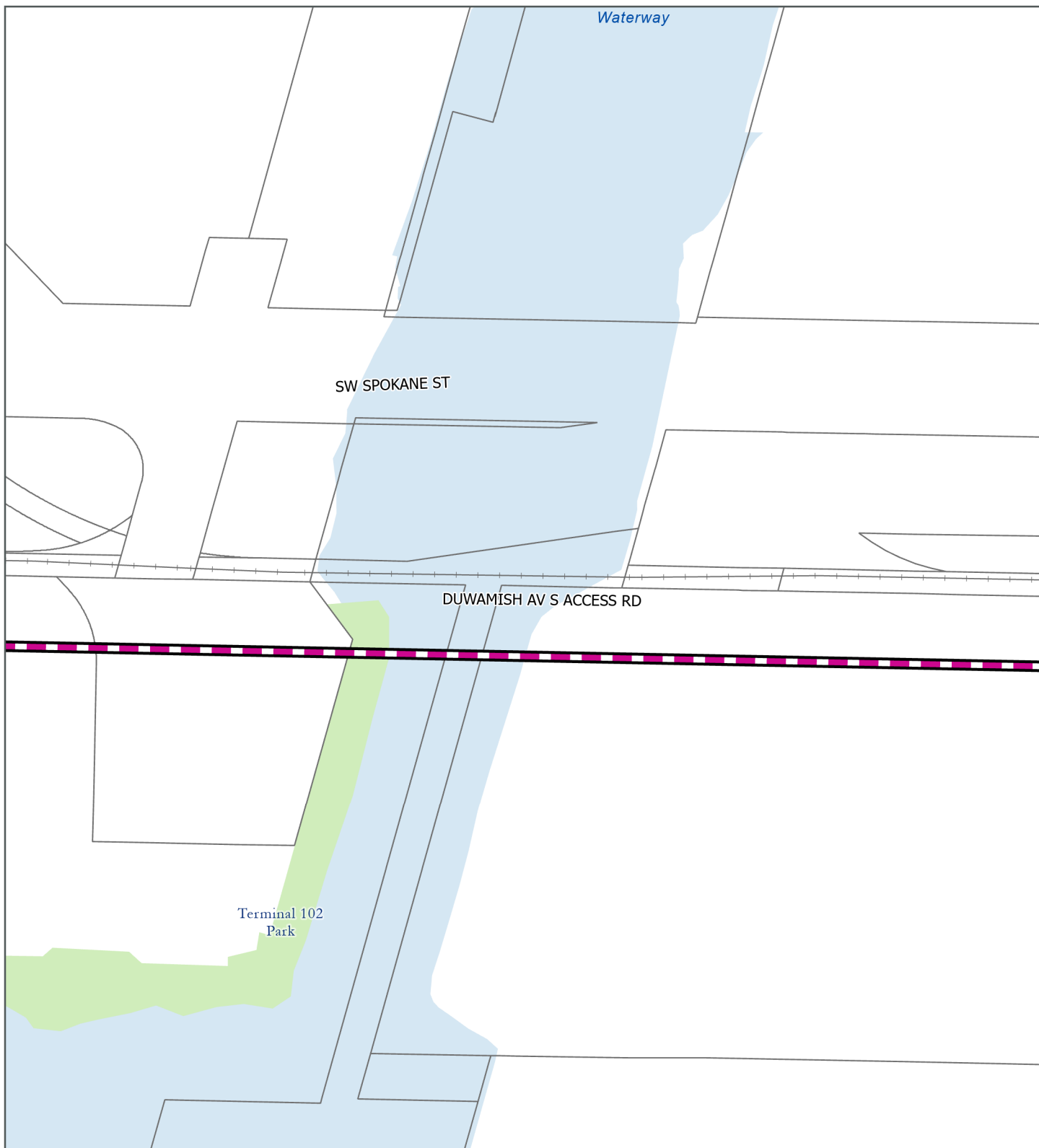


FIGURE N.3E-1d
Preferred Alternative DUW-1a
Vibration and Groundborne Noise
Impacts (before mitigation)
 Duwamish Segment

West Seattle Link Extension





Source: City of Seattle, King County (2023).

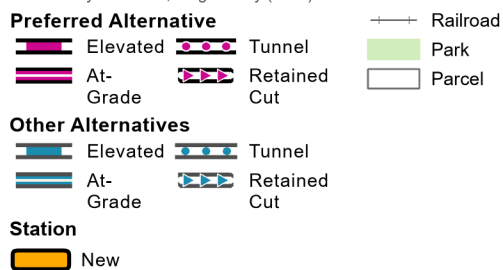

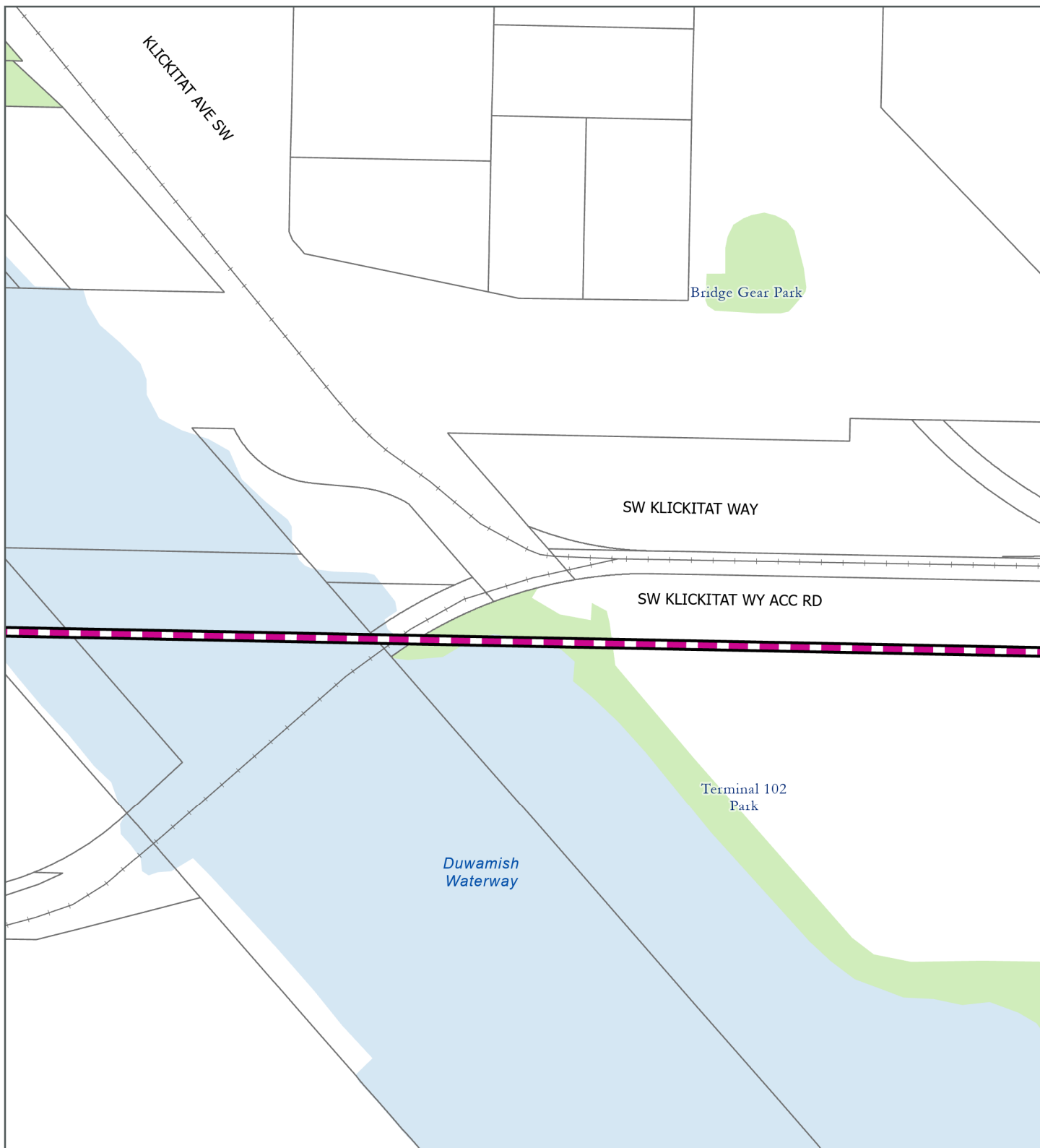


FIGURE N.3E-1e
Preferred Alternative DUW-1a
Vibration and Groundborne Noise
Impacts (before mitigation)
 Duwamish Segment





West Seattle Link Extension







Source: City of Seattle, King County (2023).

Preferred Alternative

- | | |
|--|--|
|  Elevated |  Tunnel |
|  At-Grade |  Retained Cut |

Other Alternatives

- | | |
|--|--|
|  Elevated |  Tunnel |
|  At-Grade |  Retained Cut |

Station

-  New





-  Railroad
-  Park
-  Parcel

FIGURE N.3E-1f
Preferred Alternative DUW-1a
Vibration and Groundborne Noise
Impacts (before mitigation)
Duwamish Segment





West Seattle Link Extension





Source: City of Seattle, King County (2023).

Preferred Alternative

-  Elevated
-  At-Grade
-  Tunnel
-  Retained Cut

Other Alternatives

-  Elevated
-  At-Grade
-  Tunnel
-  Retained Cut

Station

-  New





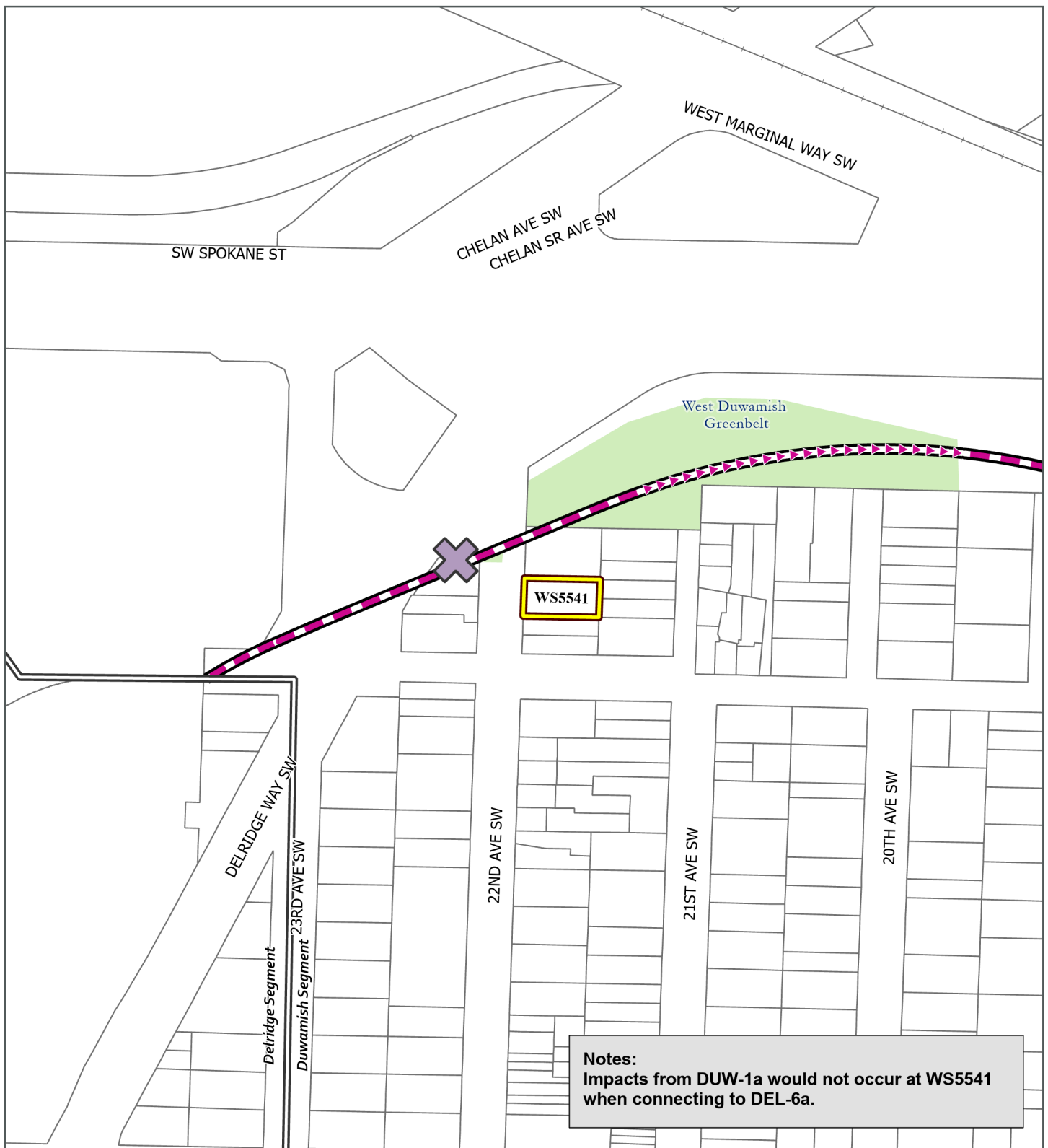
-  Railroad
-  Park
-  Parcel

FIGURE N.3E-1g
Preferred Alternative DUW-1a
Vibration and Groundborne Noise
Impacts (before mitigation)
Duwamish Segment

West Seattle Link Extension





Source: City of Seattle, King County (2023).

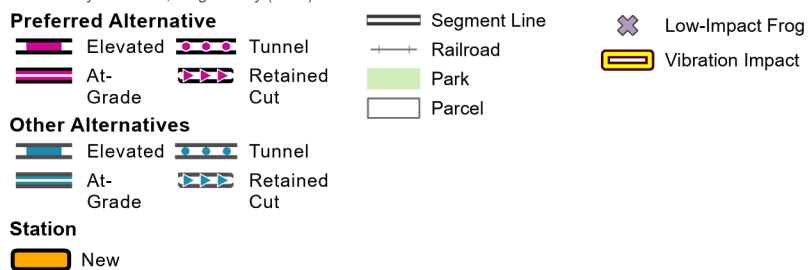
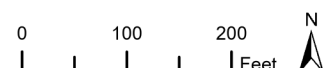
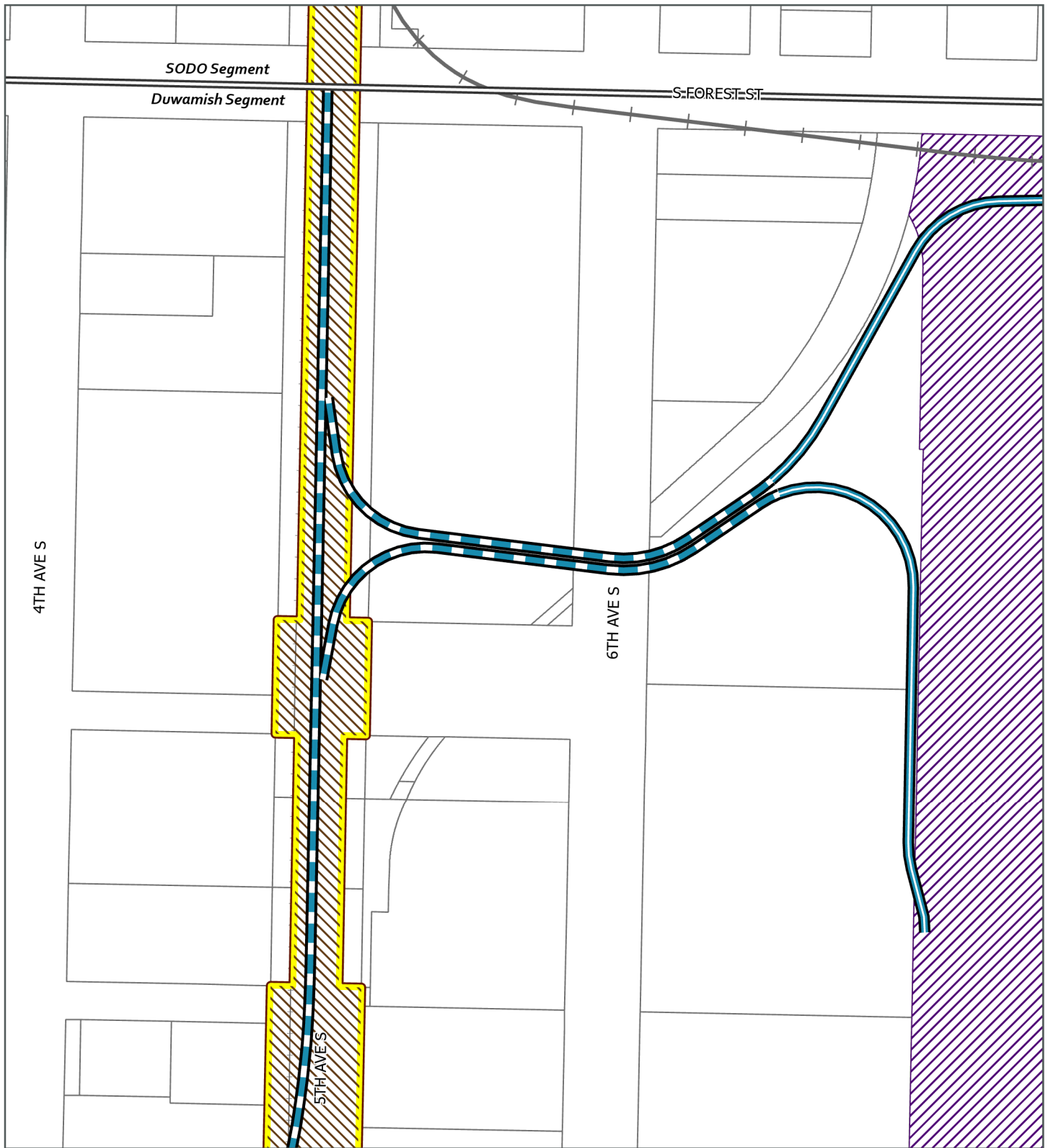


FIGURE N.3E-1h
Preferred Alternative DUW-1a
Vibration and Groundborne Noise
Impacts (before mitigation)
Duwamish Segment

West Seattle Link Extension





Source: City of Seattle, King County (2023).

Preferred Alternative

- Elevated
- At-Grade
- Tunnel
- Retained Cut

Other Alternatives

- Elevated
- At-Grade
- Tunnel
- Retained Cut


Station

- New

- Segment Line
- Existing Link Light Rail
- Railroad
- SODO Busway
- Sound Transit Operations and Maintenance Facility (STOMF)
- Parcel

FIGURE N.3E-2a
Option DUW-1b
Vibration and Groundborne Noise
Impacts (before mitigation)
Duwamish Segment





West Seattle Link Extension









Source: City of Seattle, King County (2023).

Preferred Alternative

-  Elevated
-  At-Grade
-  Tunnel
-  Retained Cut

Other Alternatives

-  Elevated
-  At-Grade
-  Tunnel
-  Retained Cut

Station

-  New




-  Railroad
-  SODO Busway
-  Parcel

FIGURE N.3E-2b
Option DUW-1b
Vibration and Groundborne Noise
Impacts (before mitigation)
Duwamish Segment

West Seattle Link Extension





Source: City of Seattle, King County (2023).

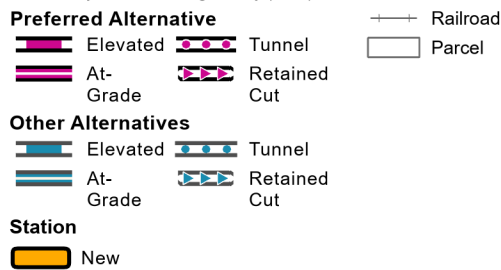

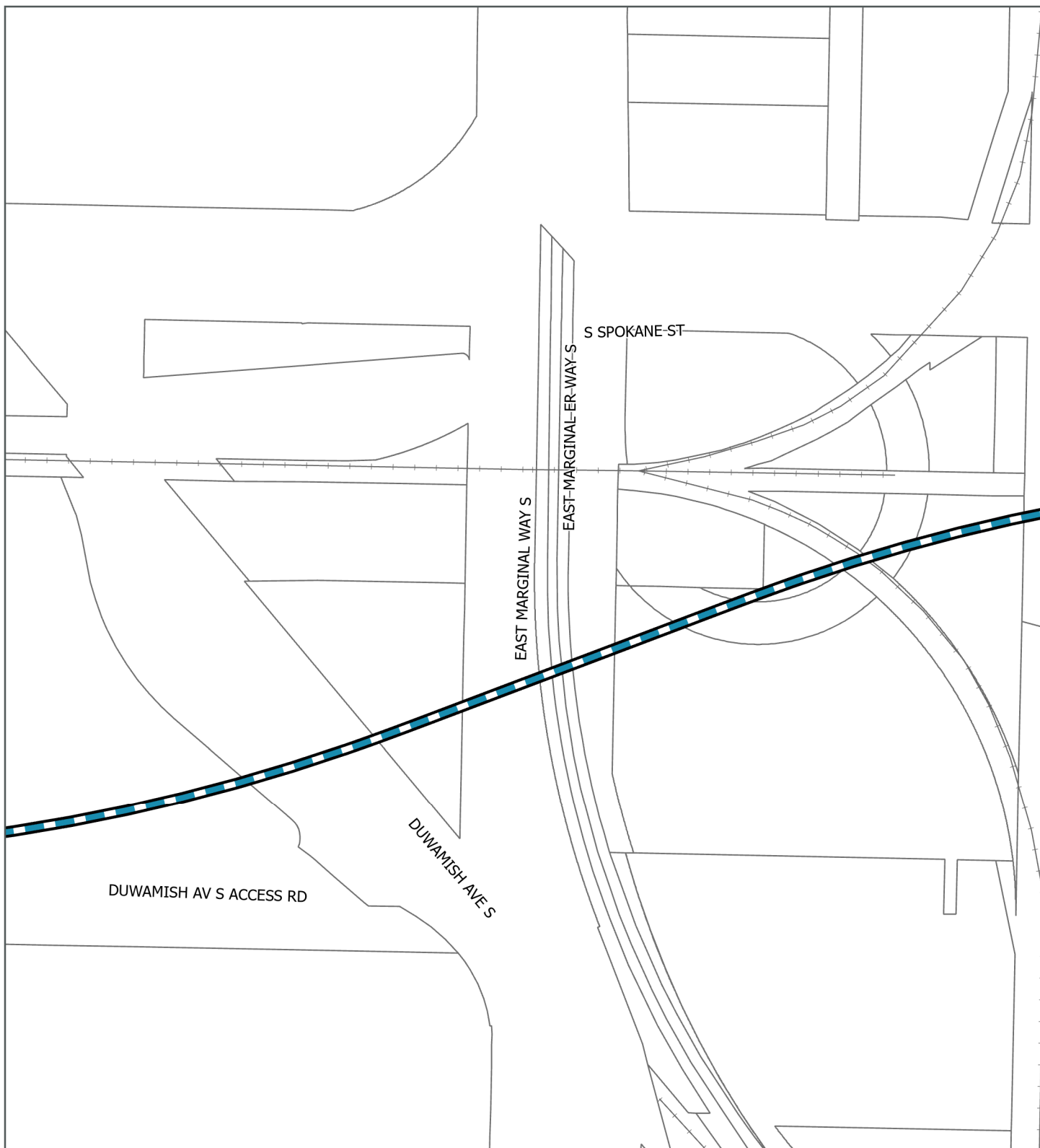


FIGURE N.3E-2c
Option DUW-1b
Vibration and Groundborne Noise
Impacts (before mitigation)
Duwamish Segment

West Seattle Link Extension





Source: City of Seattle, King County (2023).

Preferred Alternative

- Elevated
- At-Grade
- Tunnel
- Retained Cut

Other Alternatives

- Elevated
- At-Grade
- Tunnel
- Retained Cut

Station

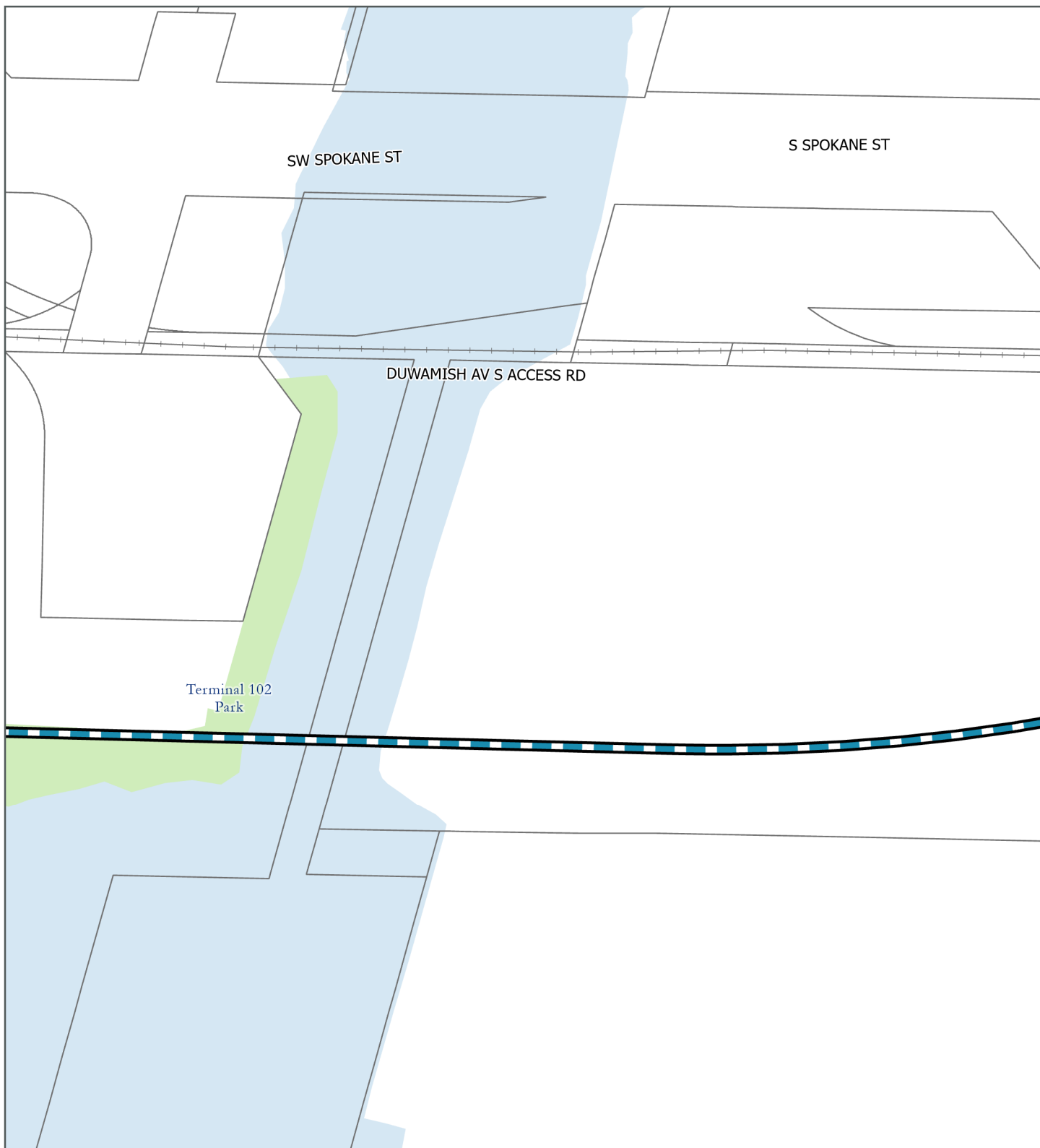
- New

- Railroad
- Parcel

FIGURE N.3E-2d
Option DUW-1b
Vibration and Groundborne Noise
Impacts (before mitigation)
Duwamish Segment





West Seattle Link Extension





Source: City of Seattle, King County (2023).

Preferred Alternative

-  Elevated
-  At-Grade
-  Tunnel
-  Retained Cut

Other Alternatives

-  Elevated
-  At-Grade
-  Tunnel
-  Retained Cut

Station

-  New





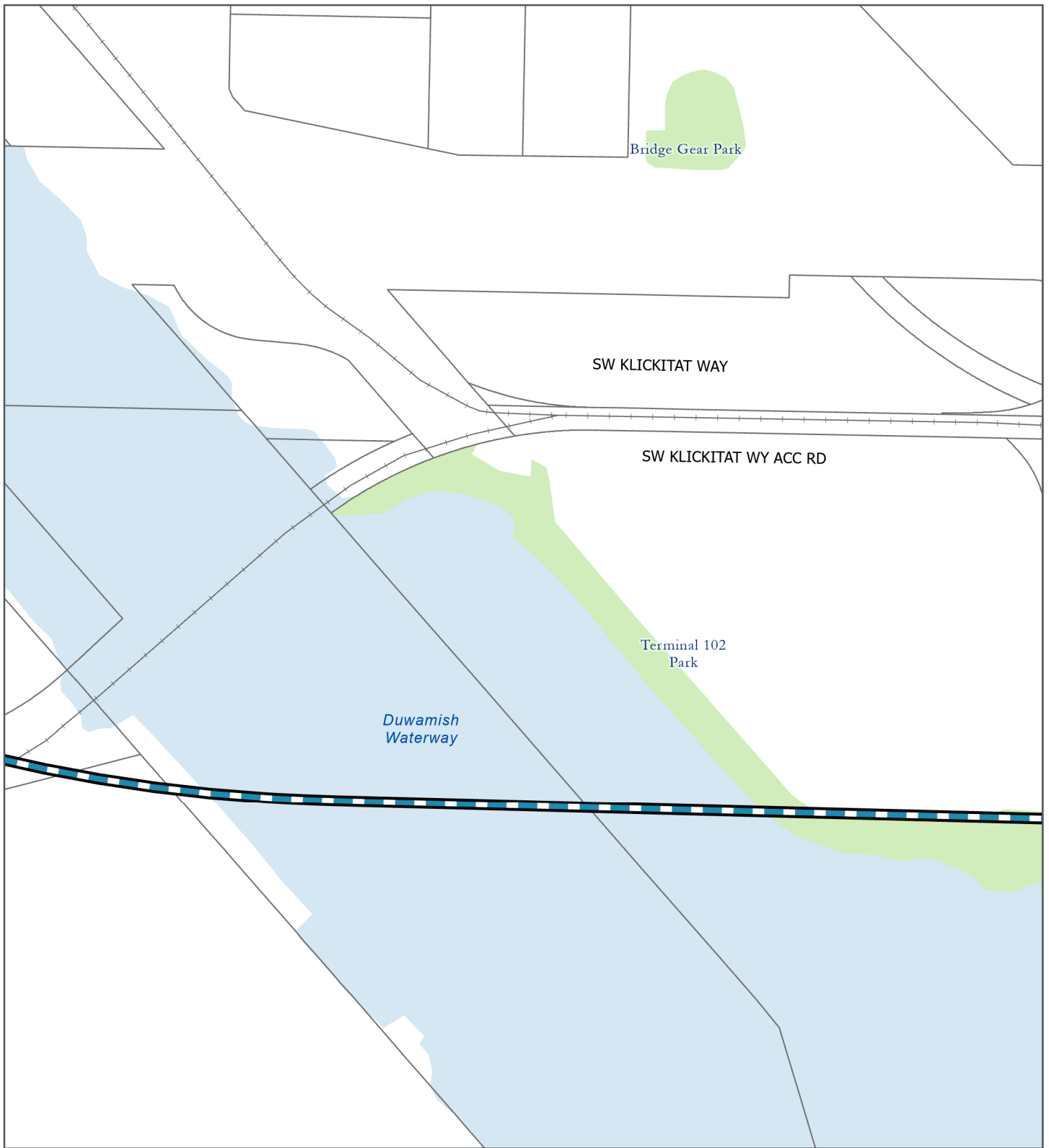
-  Railroad
-  Park
-  Parcel

FIGURE N.3E-2e
Option DUW-1b
Vibration and Groundborne Noise
Impacts (before mitigation)
Duwamish Segment

West Seattle Link Extension





Source: City of Seattle, King County (2023).

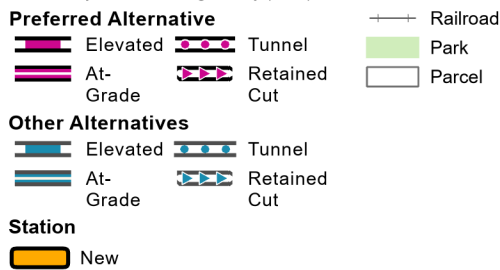



FIGURE N.3E-2f
Option DUW-1b
Vibration and Groundborne Noise
Impacts (before mitigation)
Duwamish Segment

West Seattle Link Extension





Source: City of Seattle, King County (2023).

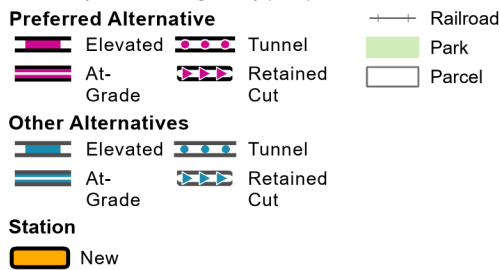

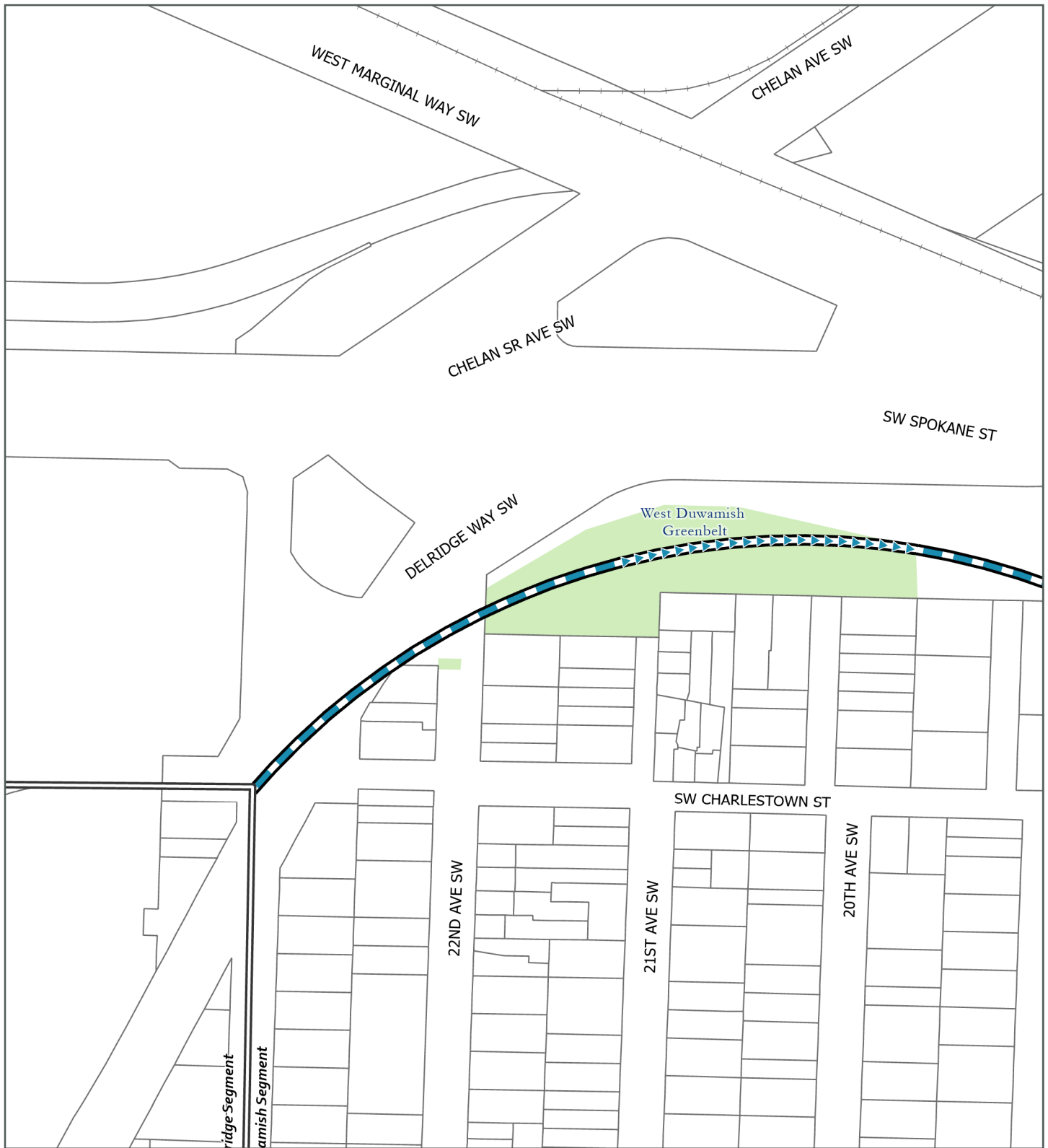


FIGURE N.3E-2g
Option DUW-1b
Vibration and Groundborne Noise
Impacts (before mitigation)
Duwamish Segment

West Seattle Link Extension





Source: City of Seattle, King County (2023).

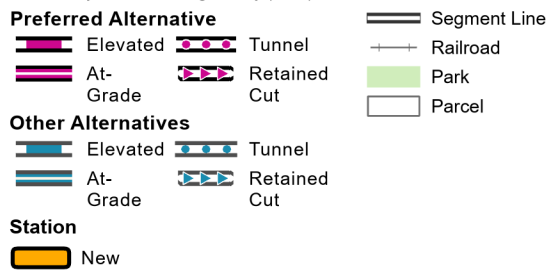

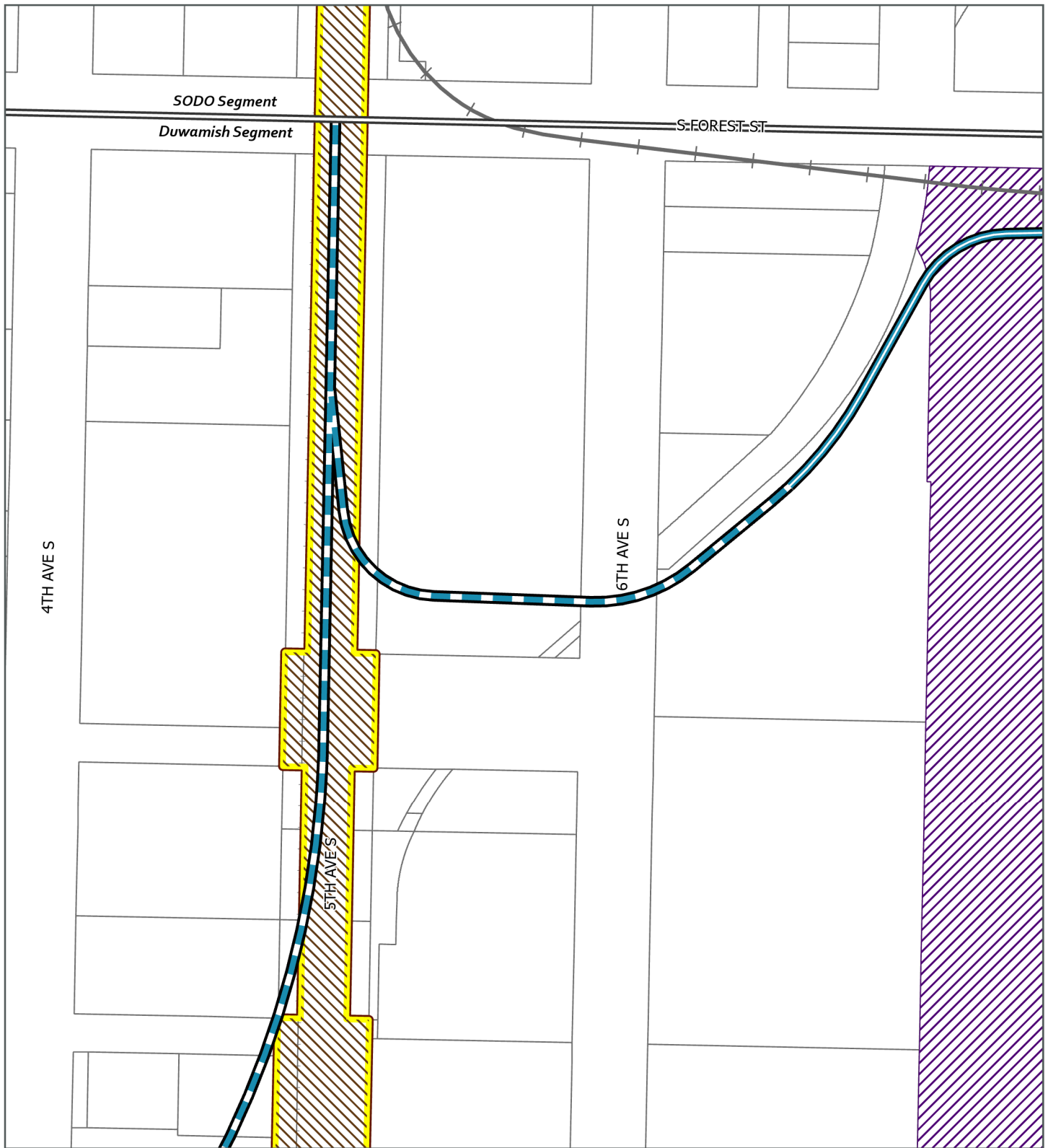


FIGURE N.3E-2h
Option DUW-1b
Vibration and Groundborne Noise
Impacts (before mitigation)
Duwamish Segment

West Seattle Link Extension





Source: City of Seattle, King County (2023).

Preferred Alternative

- Elevated
- At-Grade
- Tunnel
- Retained Cut

Other Alternatives

- Elevated
- At-Grade
- Tunnel
- Retained Cut


Station

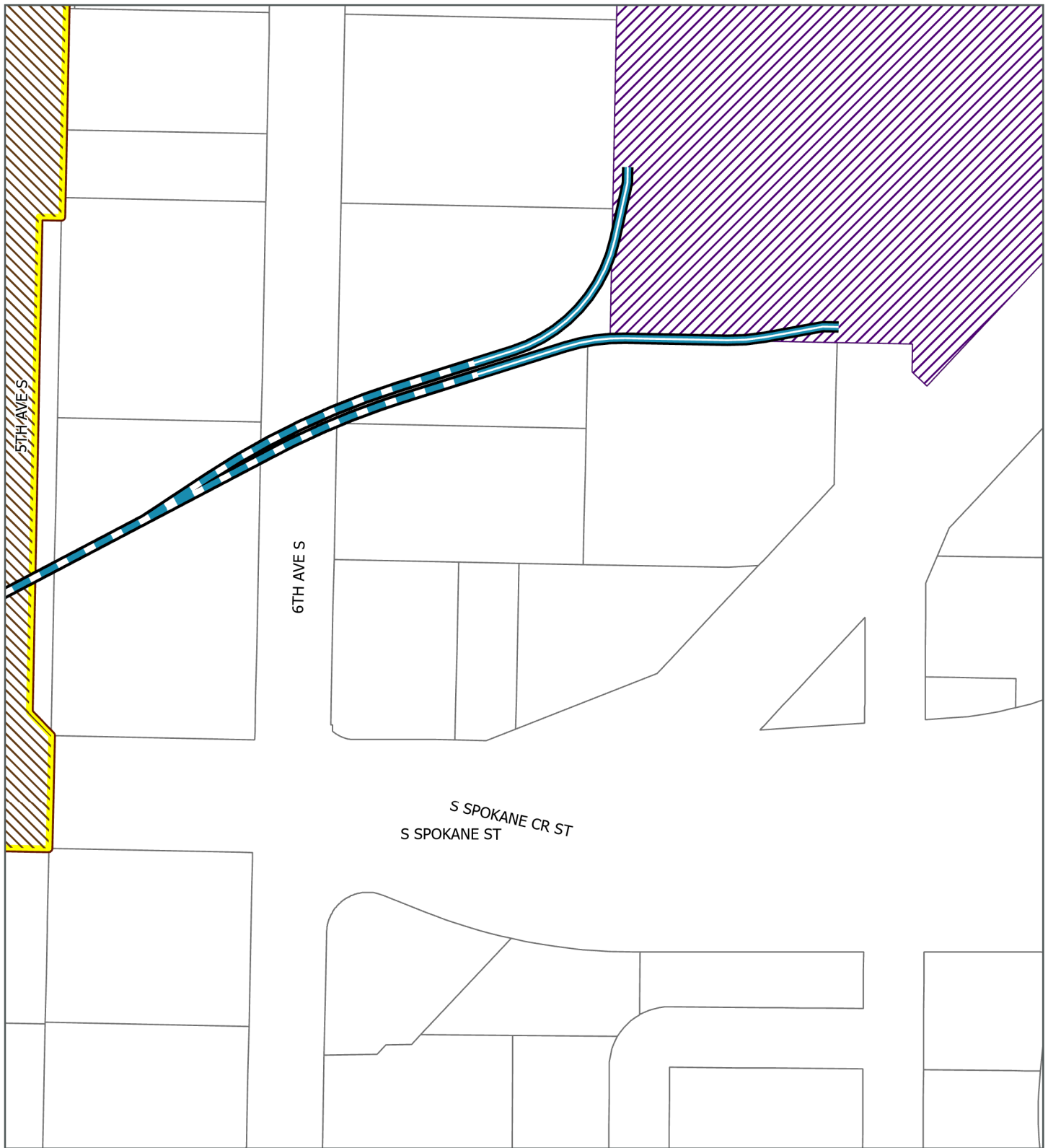
- New

- Segment Line
- Existing Link Light Rail
- Railroad
- SODO Busway
- Sound Transit Operations and Maintenance Facility (STOMF)
- Parcel

FIGURE N.3E-3a
Alternative DUW-2
Vibration and Groundborne Noise
Impacts (before mitigation)
Duwamish Segment

West Seattle Link Extension





Source: City of Seattle, King County (2023).

Preferred Alternative

- Elevated
- At-Grade
- Tunnel
- Retained Cut

Other Alternatives

- Elevated
- At-Grade
- Tunnel
- Retained Cut


Station

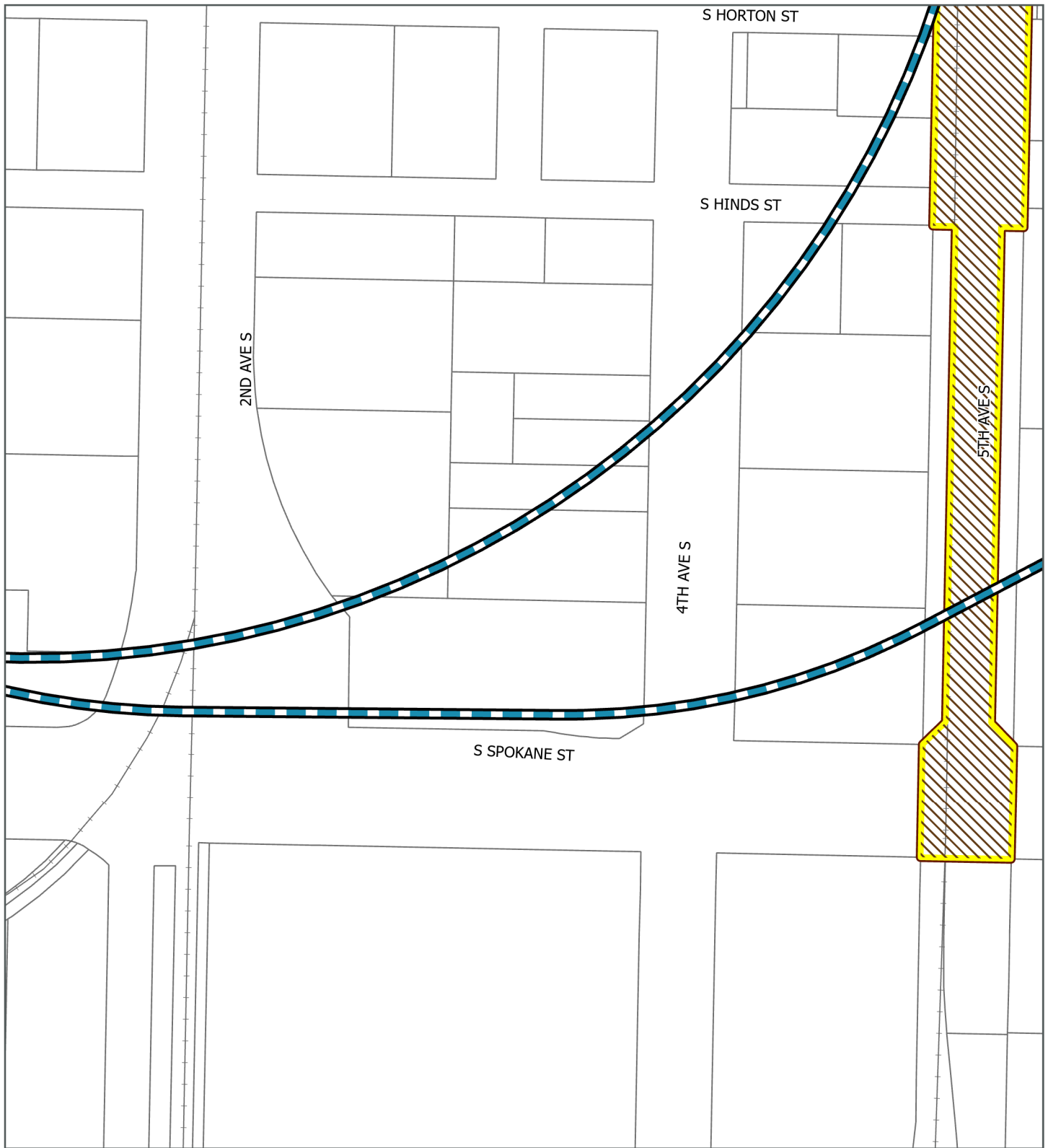
- New

- SODO Busway
- Sound Transit Operations and Maintenance Facility (ST OMF)
- Parcel

FIGURE N.3E-3b
Alternative DUW-2
Vibration and Groundborne Noise
Impacts (before mitigation)
Duwamish Segment





West Seattle Link Extension









Source: City of Seattle, King County (2023).

Preferred Alternative

-  Elevated
-  At-Grade
-  Tunnel
-  Retained Cut

Other Alternatives

-  Elevated
-  At-Grade
-  Tunnel
-  Retained Cut

Station

-  New



-  Railroad
-  SODO Busway
-  Parcel

FIGURE N.3E-3c
Alternative DUW-2
Vibration and Groundborne Noise
Impacts (before mitigation)
 Duwamish Segment





West Seattle Link Extension





Source: City of Seattle, King County (2023).

Preferred Alternative

-  Elevated
-  Tunnel
-  At-Grade
-  Retained Cut

Other Alternatives

-  Elevated
-  Tunnel
-  At-Grade
-  Retained Cut

Station

-  New




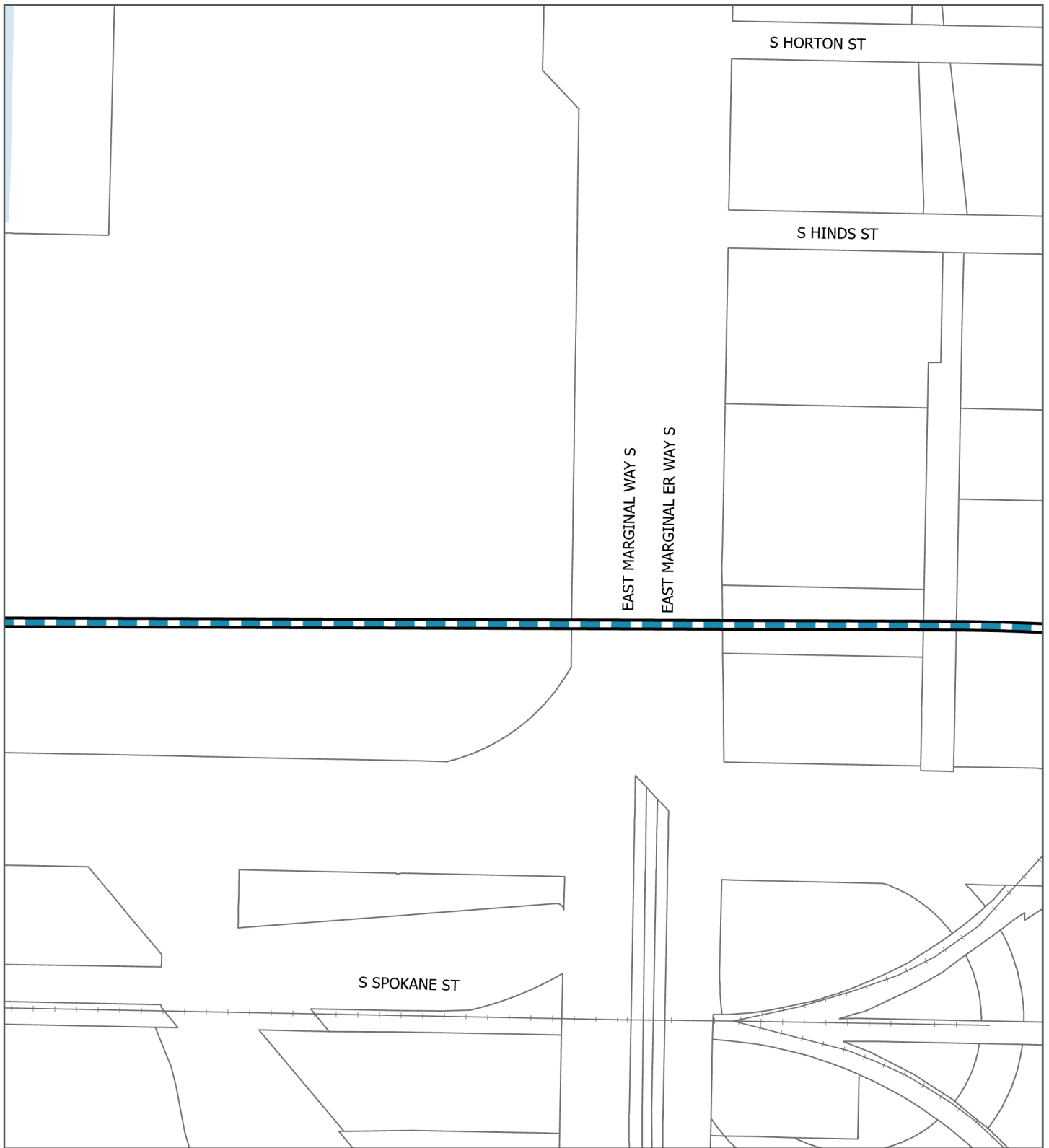
-  Railroad
-  Parcel

FIGURE N.3E-3d
Alternative DUW-2
Vibration and Groundborne Noise
Impacts (before mitigation)
Duwamish Segment





West Seattle Link Extension









Source: City of Seattle, King County (2023).

Preferred Alternative

- | | |
|--|--|
|  Elevated |  Tunnel |
|  At-Grade |  Retained Cut |

Other Alternatives

- | | |
|--|--|
|  Elevated |  Tunnel |
|  At-Grade |  Retained Cut |

Station

-  New




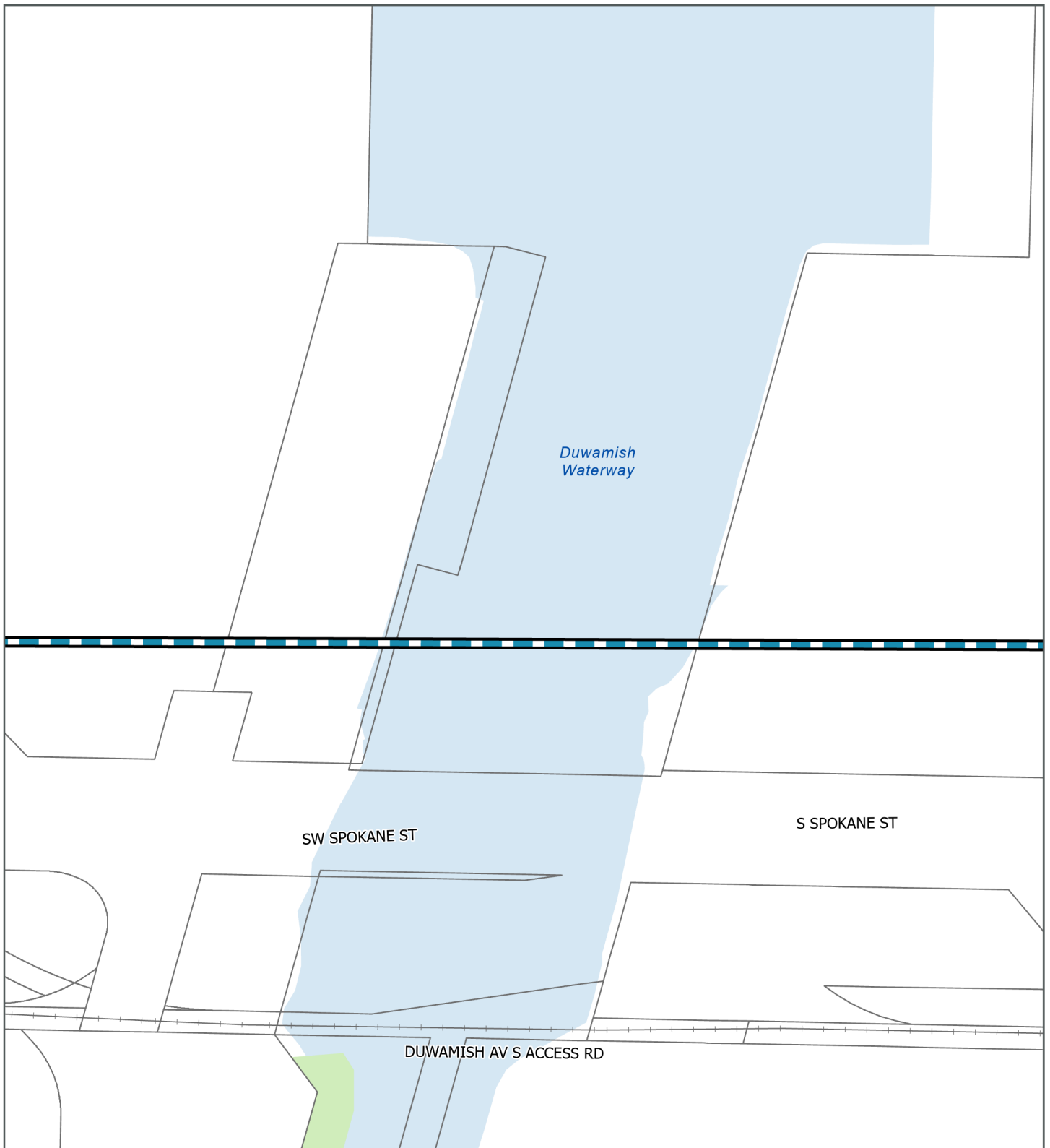
-  Railroad
-  Parcel

FIGURE N.3E-3e
Alternative DUW-2
Vibration and Groundborne Noise
Impacts (before mitigation)
Duwamish Segment

West Seattle Link Extension





Source: City of Seattle, King County (2023).

Preferred Alternative

- | | |
|----------|--------------|
| Elevated | Tunnel |
| At-Grade | Retained Cut |

Other Alternatives

- | | |
|----------|--------------|
| Elevated | Tunnel |
| At-Grade | Retained Cut |


Station

- New

- Railroad
- Park
- Parcel

FIGURE N.3E-3f
Alternative DUW-2
Vibration and Groundborne Noise
Impacts (before mitigation)
Duwamish Segment

West Seattle Link Extension





Source: City of Seattle, King County (2023).

Preferred Alternative

- | | |
|----------|--------------|
| Elevated | Tunnel |
| At-Grade | Retained Cut |

Other Alternatives

- | | |
|----------|--------------|
| Elevated | Tunnel |
| At-Grade | Retained Cut |


Station

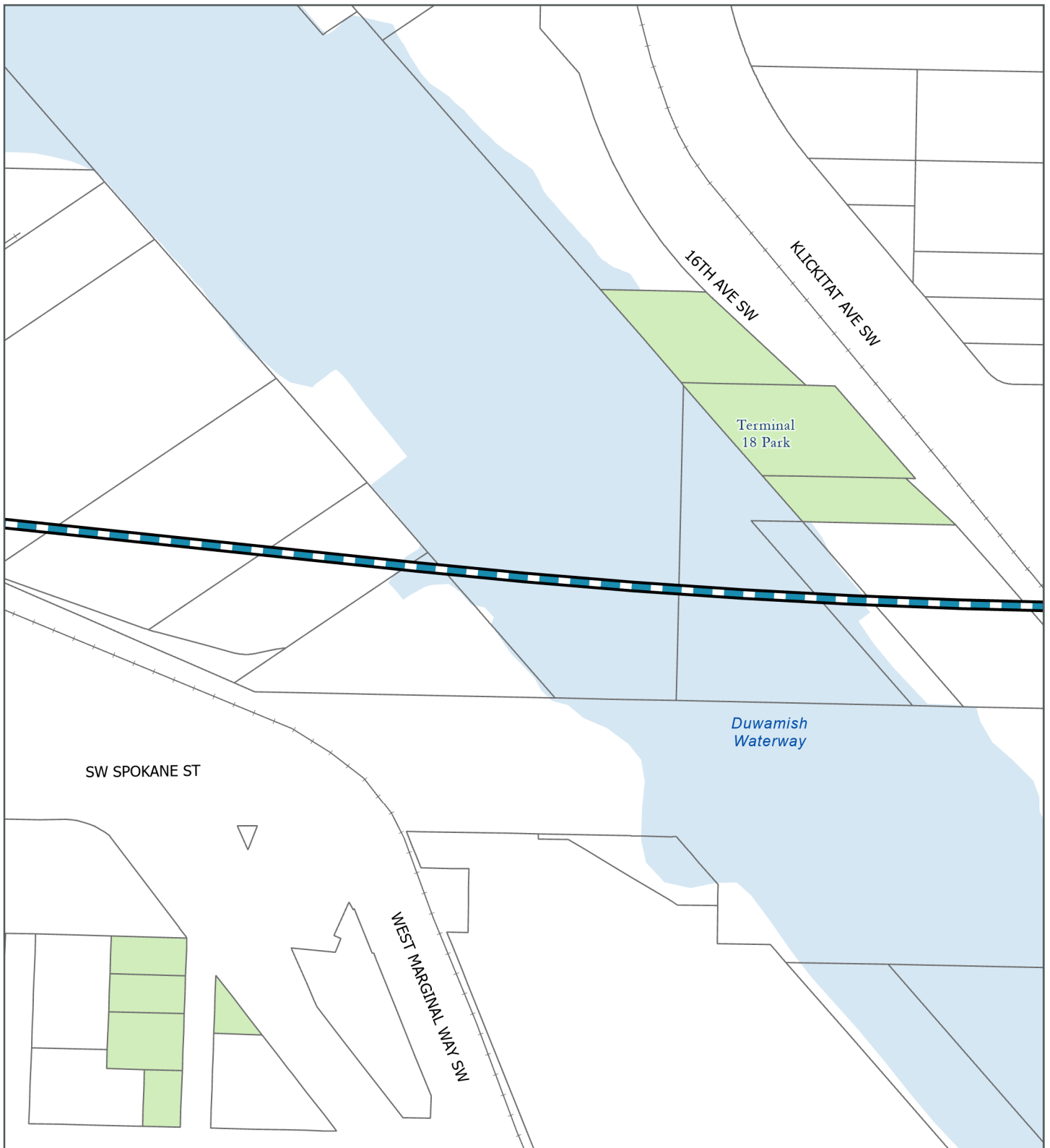
- New

- Railroad
- Park
- Parcel

FIGURE N.3E-3g
Alternative DUW-2
Vibration and Groundborne Noise
Impacts (before mitigation)
Duwamish Segment

West Seattle Link Extension





Source: City of Seattle, King County (2023).

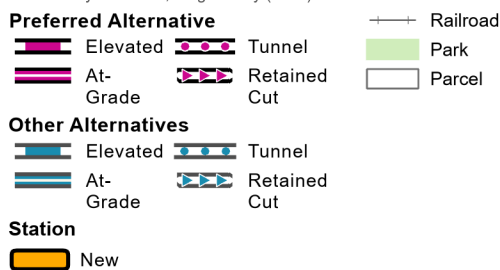
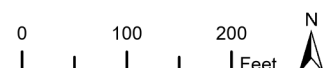
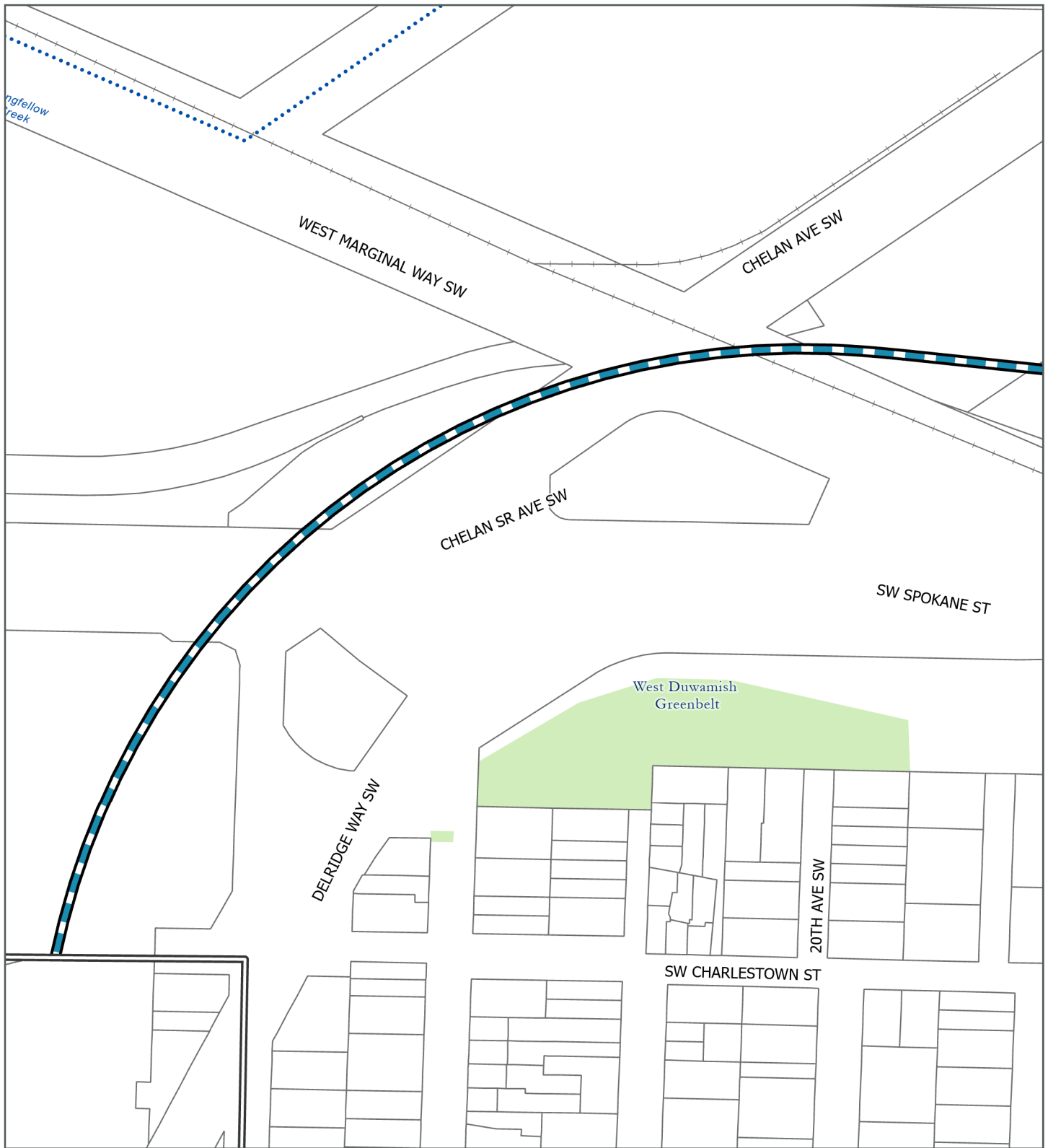


FIGURE N.3E-3h
Alternative DUW-2
Vibration and Groundborne Noise
Impacts (before mitigation)
Duwamish Segment

West Seattle Link Extension





Source: City of Seattle, King County (2023).

Preferred Alternative

- | | |
|----------|--------------|
| Elevated | Tunnel |
| At-Grade | Retained Cut |

Other Alternatives

- | | |
|----------|--------------|
| Elevated | Tunnel |
| At-Grade | Retained Cut |


Station

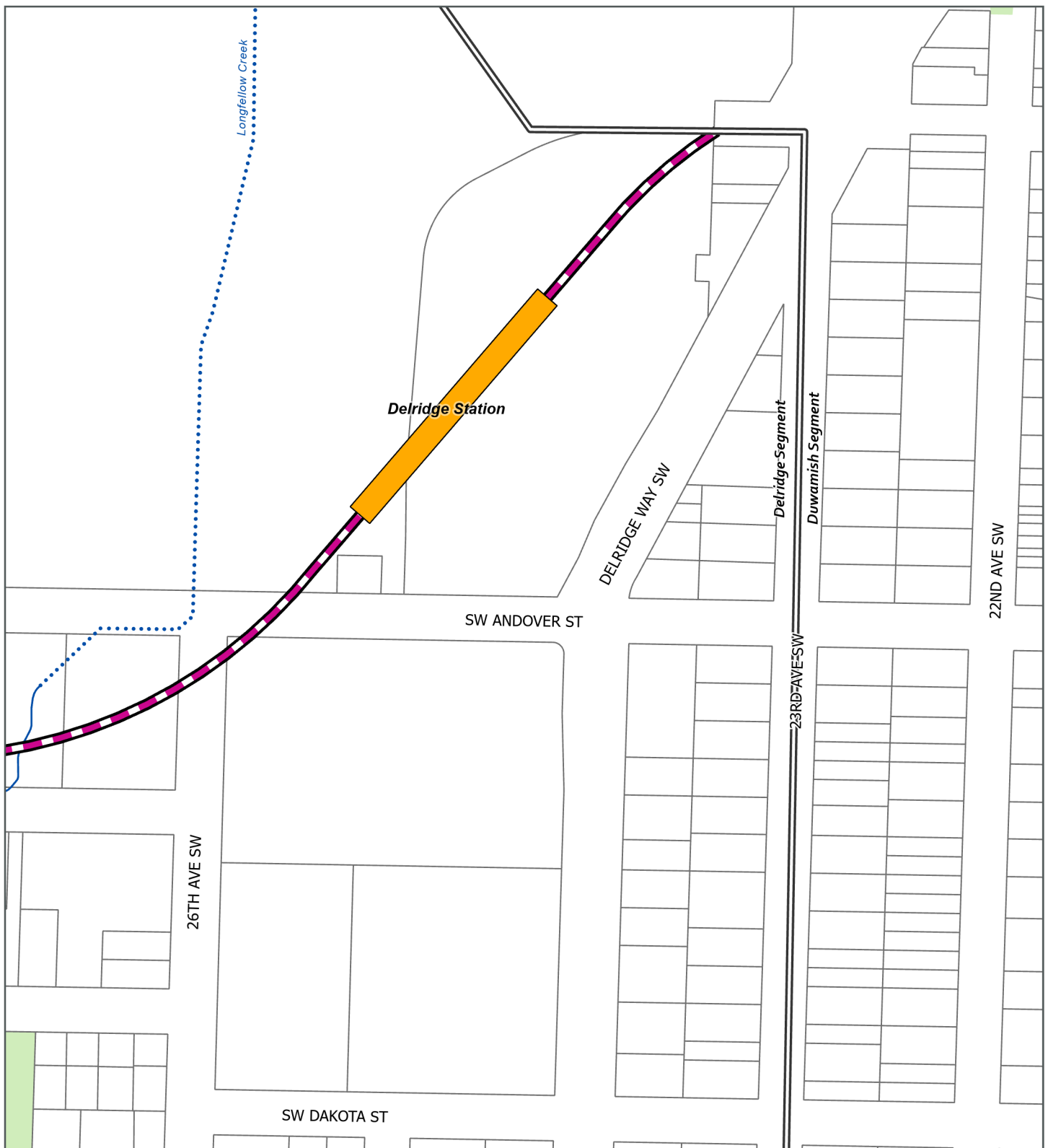
- New

- | |
|--------------|
| Segment Line |
| Railroad |
| Piped Stream |
| Park |
| Parcel |

FIGURE N.3E-3i
Alternative DUW-2
Vibration and Groundborne Noise
Impacts (before mitigation)
 Duwamish Segment

West Seattle Link Extension





Source: City of Seattle, King County (2023).

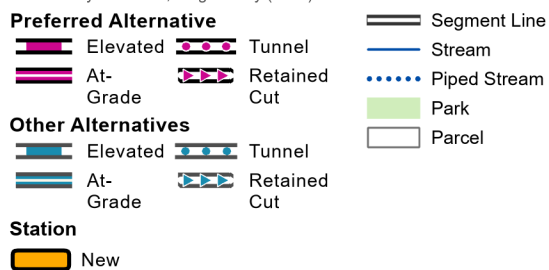



FIGURE N.3E-4a
Preferred Option DEL-6b
Vibration and Groundborne Noise
Impacts (before mitigation)
Delridge Segment





West Seattle Link Extension









Source: City of Seattle, King County (2023).

Preferred Alternative


-  Elevated
-  At-Grade
-  Tunnel
-  Retained Cut

Other Alternatives


-  Elevated
-  At-Grade
-  Tunnel
-  Retained Cut

Station


-  New

 Stream

 Piped Stream

 Park

 Parcel

 High Resilience Fastener



 Vibration Impact

FIGURE N.3E-4b
Preferred Option DEL-6b
Vibration and Groundborne Noise
Impacts (before mitigation)
 Delridge Segment





West Seattle Link Extension









Source: City of Seattle, King County (2023).

Preferred Alternative



-  Elevated
-  At-Grade
-  Tunnel
-  Retained Cut

Other Alternatives

-  Elevated
-  At-Grade
-  Tunnel
-  Retained Cut

Station

-  New

-  Segment Line
-  Parcel




-  High Resilience Fastener
-  Vibration Impact

FIGURE N.3E-4c
Preferred Option DEL-6b
Vibration and Groundborne Noise
Impacts (before mitigation)
Delridge Segment

West Seattle Link Extension





Source: City of Seattle, King County (2023).

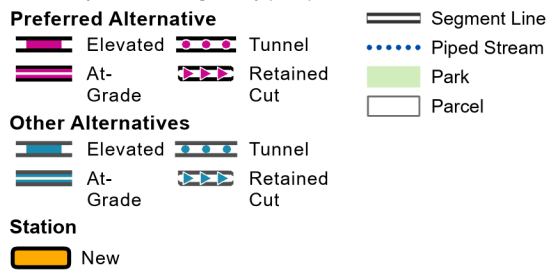

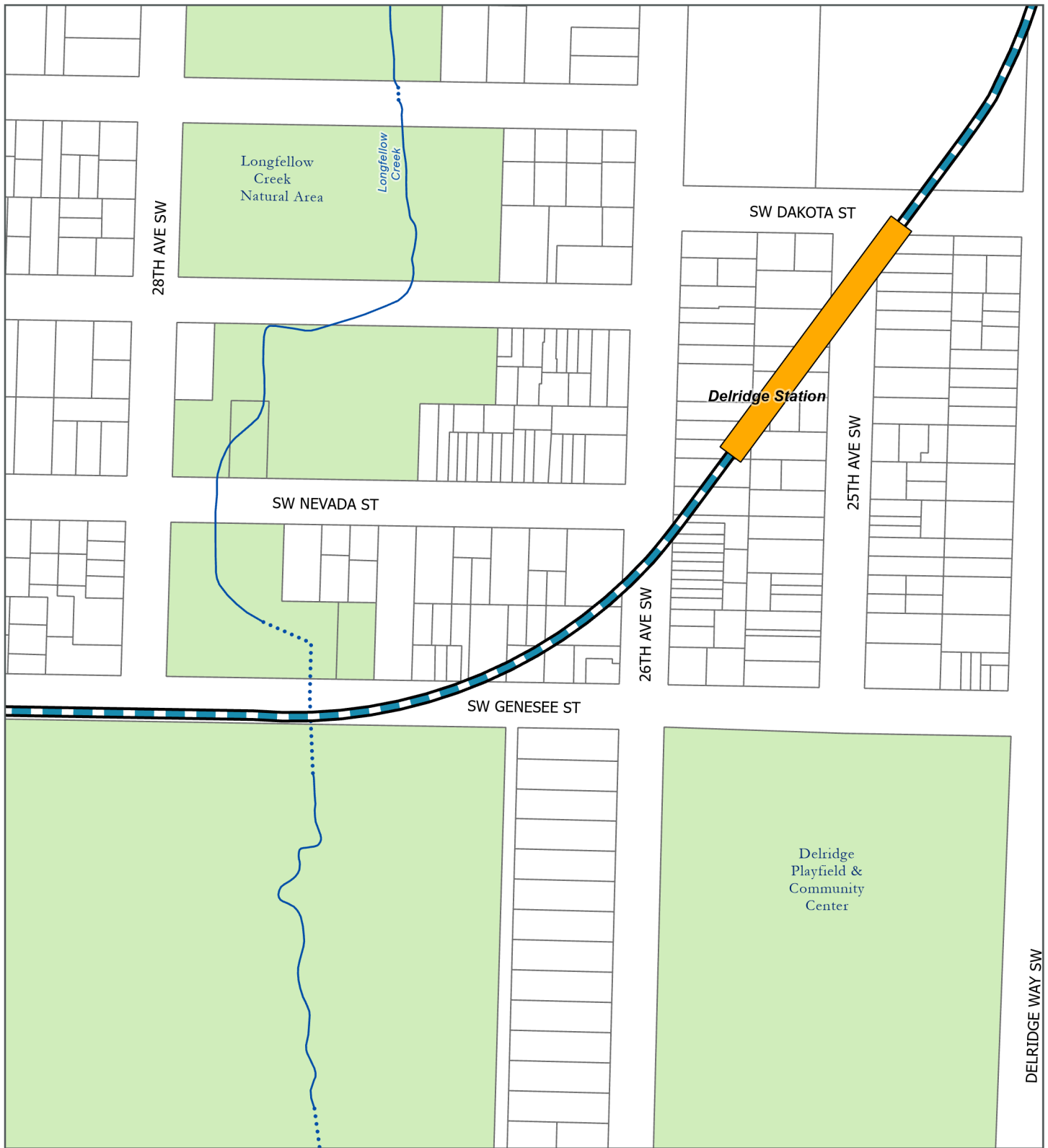


FIGURE N.3E-5a
Alternative DEL-1a
Vibration and Groundborne Noise
Impacts (before mitigation)
Delridge Segment

West Seattle Link Extension





Source: City of Seattle, King County (2023).

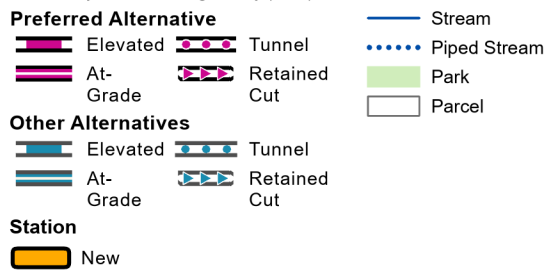



FIGURE N.3E-5b
Alternative DEL-1a
Vibration and Groundborne Noise
Impacts (before mitigation)
Delridge Segment

West Seattle Link Extension





Source: City of Seattle, King County (2023).

Preferred Alternative

- Elevated
- At-Grade
- Tunnel
- Retained Cut

Other Alternatives

- Elevated
- At-Grade
- Tunnel
- Retained Cut

Station

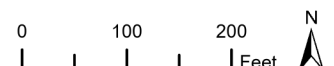
- New

- Segment Line
- Park
- Parcel

- High Resilience Fastener
- Vibration Impact

FIGURE N.3E-5c
Alternative DEL-1a
Vibration and Groundborne Noise
Impacts (before mitigation)
Delridge Segment

West Seattle Link Extension






Source: City of Seattle, King County (2023).

- Preferred Alternative**
- Elevated
 - At-Grade
 - Tunnel
 - Retained Cut
- Other Alternatives**
- Elevated
 - At-Grade
 - Tunnel
 - Retained Cut
- Station**
- New
- Legend**
- Segment Line
 - Piped Stream
 - Park
 - Parcel

FIGURE N.3E-6a
Option DEL-1b
Vibration and Groundborne Noise
Impacts (before mitigation)
Delridge Segment

West Seattle Link Extension





Source: City of Seattle, King County (2023).

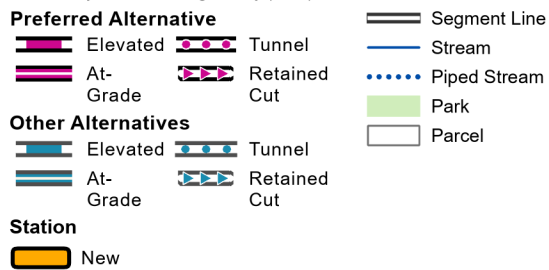

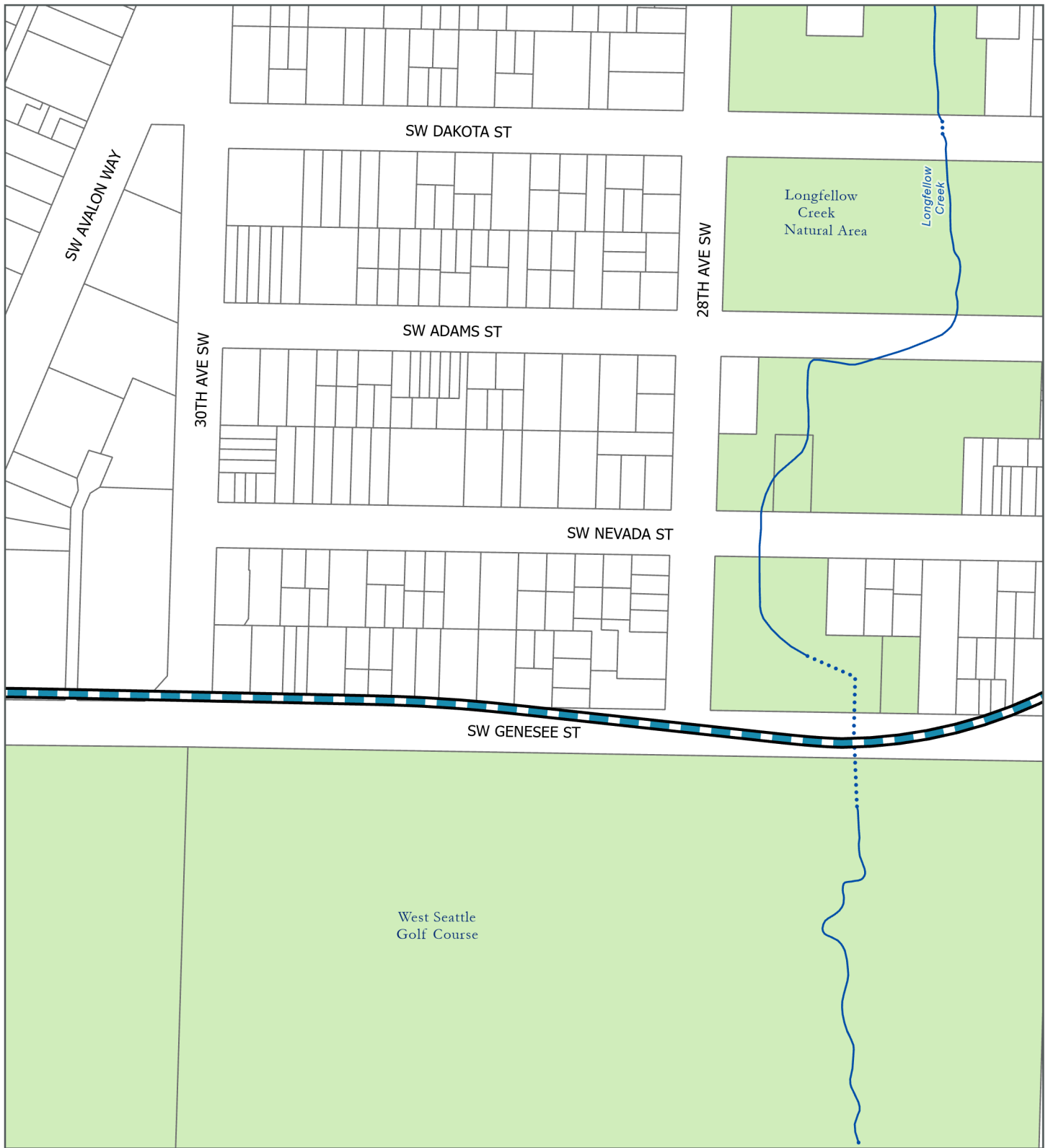


FIGURE N.3E-6b
Option DEL-1b
Vibration and Groundborne Noise
Impacts (before mitigation)
Delridge Segment

West Seattle Link Extension





Source: City of Seattle, King County (2023).

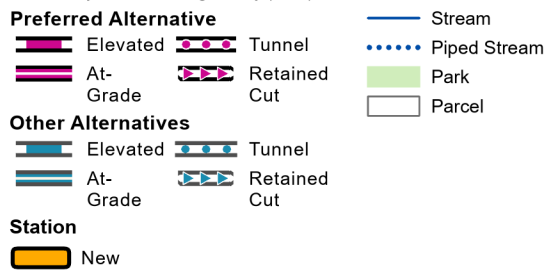



FIGURE N.3E-6c
Option DEL-1b
Vibration and Groundborne Noise
Impacts (before mitigation)
Delridge Segment

West Seattle Link Extension





Source: City of Seattle, King County (2023).

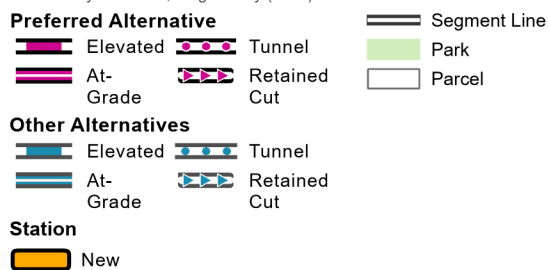

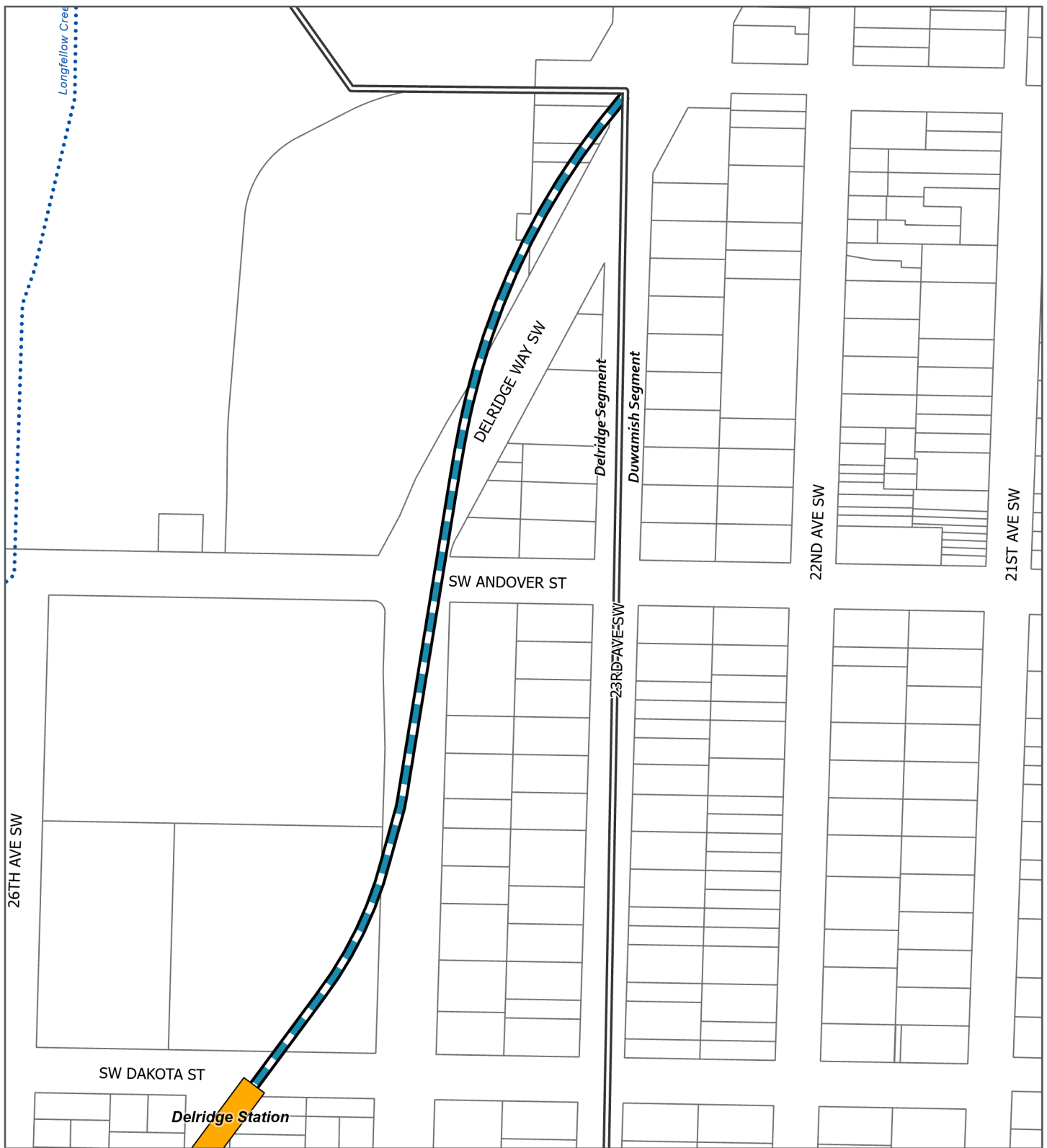


FIGURE N.3E-6d
Option DEL-1b
Vibration and Groundborne Noise
Impacts (before mitigation)
Delridge Segment

West Seattle Link Extension





Source: City of Seattle, King County (2023).

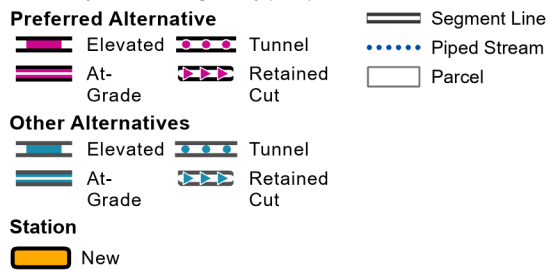



FIGURE N.3E-7a
Alternative DEL-2a
Vibration and Groundborne Noise
Impacts (before mitigation)
Delridge Segment

West Seattle Link Extension





Source: City of Seattle, King County (2023).

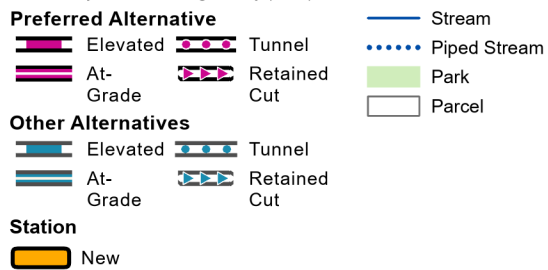



FIGURE N.3E-7b
Alternative DEL-2a
Vibration and Groundborne Noise
Impacts (before mitigation)
Delridge Segment

West Seattle Link Extension





Source: City of Seattle, King County (2023).

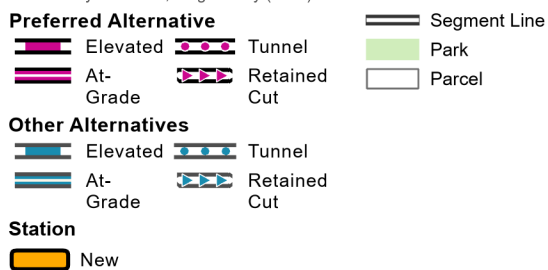
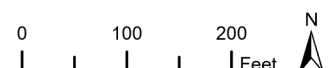
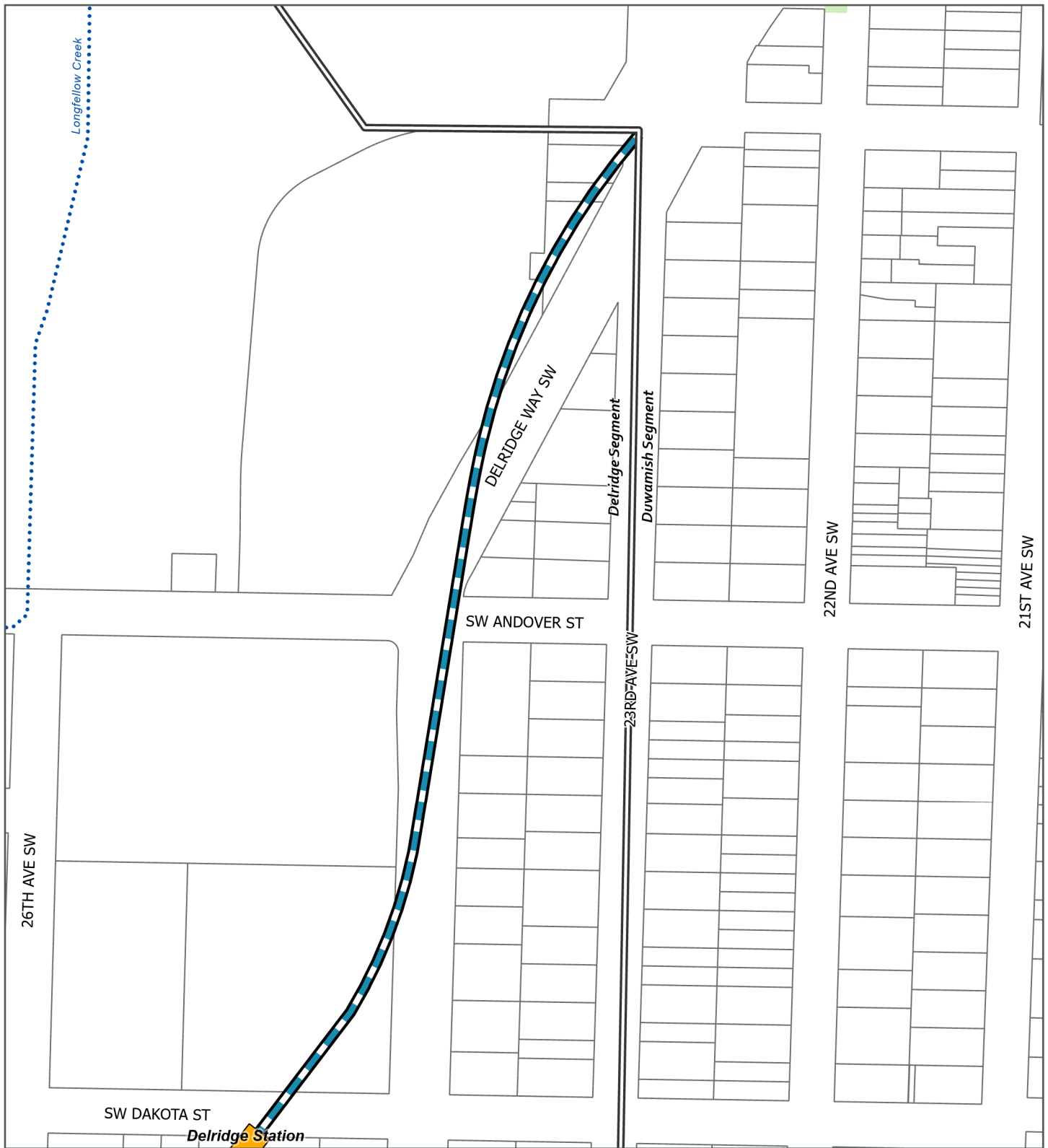


FIGURE N.3E-7c
Alternative DEL-2a
Vibration and Groundborne Noise
Impacts (before mitigation)
Delridge Segment

West Seattle Link Extension






Source: City of Seattle, King County (2023).

- | | | |
|------------------------------|--------------|----------------|
| Preferred Alternative | | — Segment Line |
| Elevated | Tunnel | Piped Stream |
| At-Grade | Retained Cut | Park |
| Other Alternatives | | Parcel |
| Elevated | Tunnel | |
| At-Grade | Retained Cut | |
| Station | | |
| New | | |

FIGURE N.3E-8a
Option DEL-2b
Vibration and Groundborne Noise
Impacts (before mitigation)
Delridge Segment

West Seattle Link Extension





Source: City of Seattle, King County (2023).

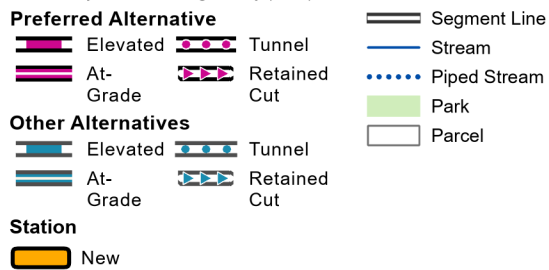



FIGURE N.3E-8b
Option DEL-2b
Vibration and Groundborne Noise
Impacts (before mitigation)
Delridge Segment

West Seattle Link Extension





Source: City of Seattle, King County (2023).

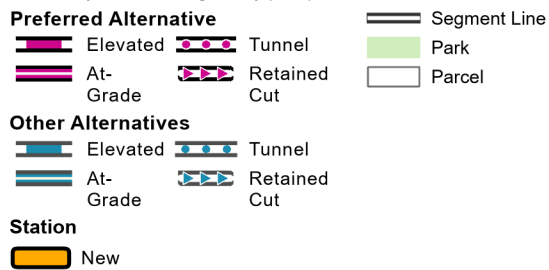



FIGURE N.3E-8c
Option DEL-2b
Vibration and Groundborne Noise
Impacts (before mitigation)
Delridge Segment

West Seattle Link Extension





Source: City of Seattle, King County (2023).

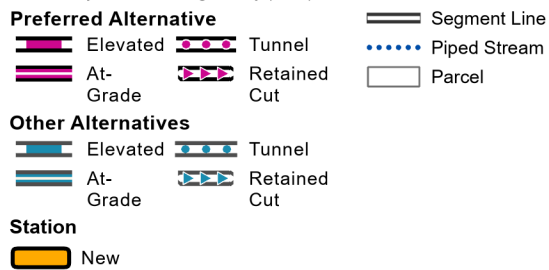



FIGURE N.3E-9a
Alternative DEL-3
Vibration and Groundborne Noise
Impacts (before mitigation)
Delridge Segment

West Seattle Link Extension






Source: City of Seattle, King County (2023).

- Preferred Alternative**
- Elevated
 - At-Grade
 - Tunnel
 - Retained Cut
- Other Alternatives**
- Elevated
 - At-Grade
 - Tunnel
 - Retained Cut
- Station**
- New
- Segment Line
- Stream
- Piped Stream
- Park
- Parcel

FIGURE N.3E-9b
Alternative DEL-3
Vibration and Groundborne Noise
Impacts (before mitigation)
Delridge Segment

West Seattle Link Extension





Source: City of Seattle, King County (2023).

Preferred Alternative

- Elevated
- At-Grade
- Tunnel
- Retained Cut

Other Alternatives

- Elevated
- At-Grade
- Tunnel
- Retained Cut

Station

- New

Segment Line

Stream

Park


Parcel

High Resilience Fastener

Vibration Impact

FIGURE N.3E-9c
Alternative DEL-3
Vibration and Groundborne Noise
Impacts (before mitigation)
Delridge Segment

West Seattle Link Extension



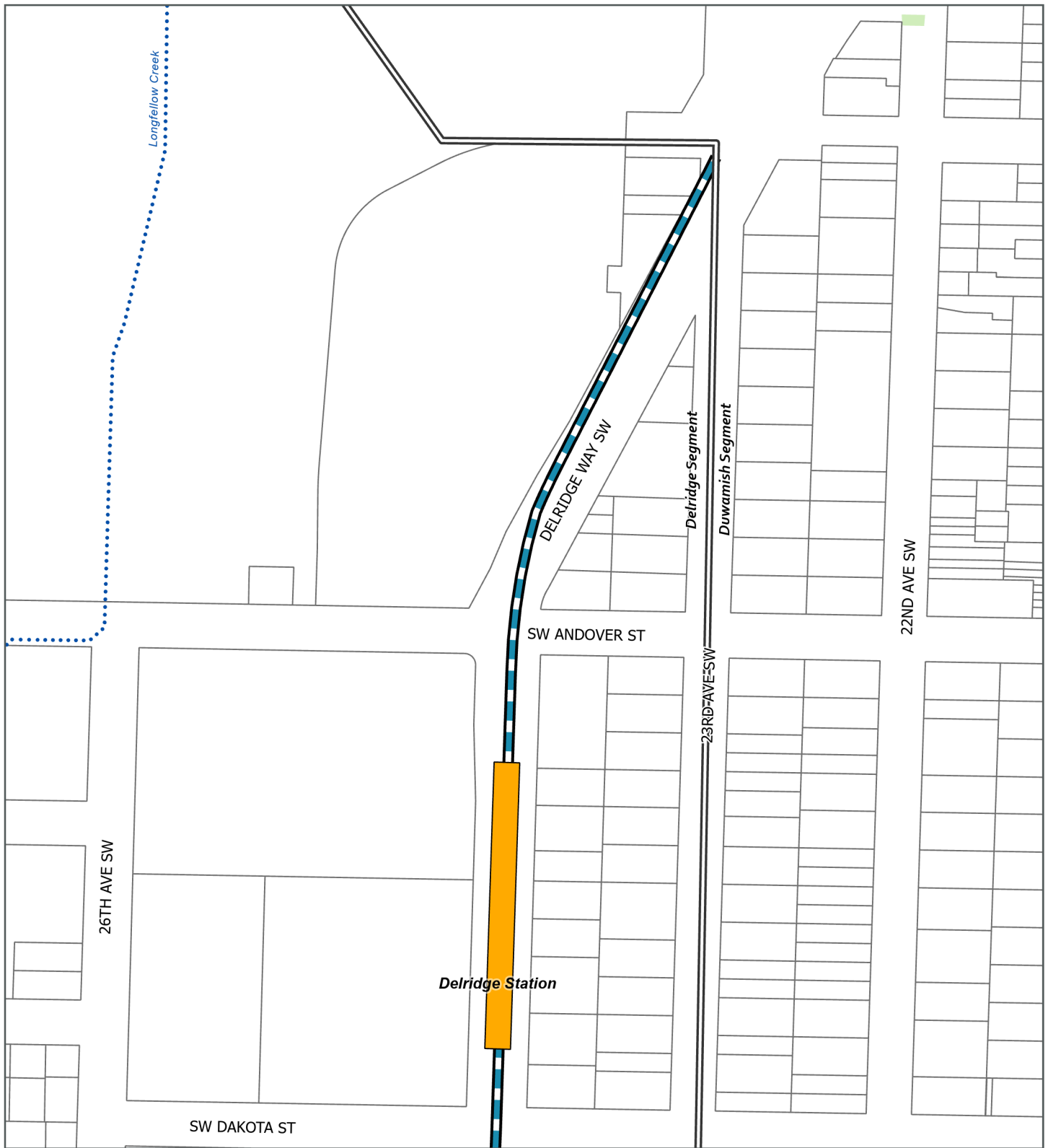



FIGURE N.3E-10a
Alternative DEL-4
Vibration and Groundborne Noise
Impacts (before mitigation)
Delridge Segment





West Seattle Link Extension








Source: City of Seattle, King County (2023).

Preferred Alternative

-  Elevated
-  At-Grade
-  Tunnel
-  Retained Cut

Other Alternatives

-  Elevated
-  At-Grade
-  Tunnel
-  Retained Cut


Station

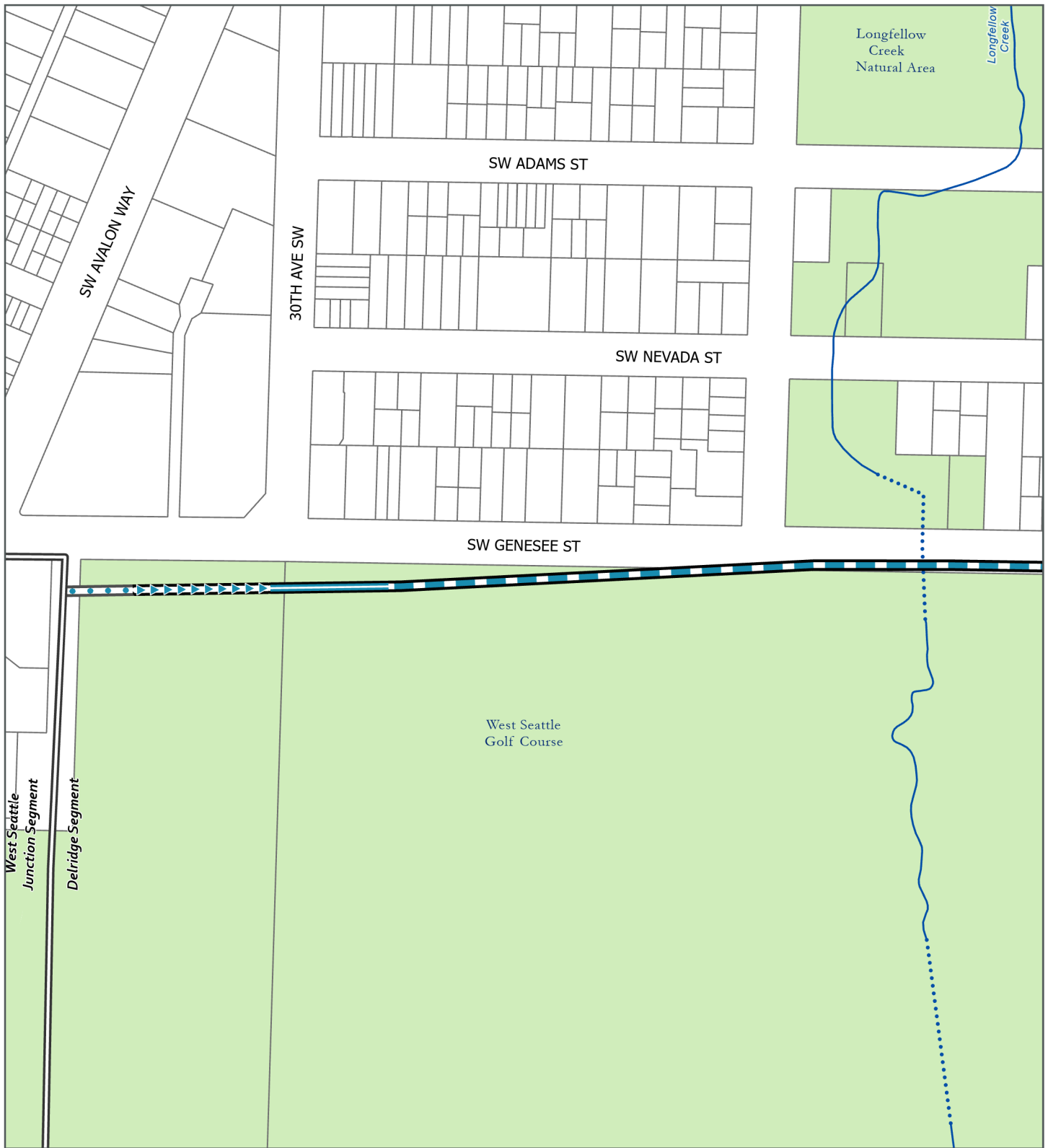
-  New

-  Segment Line
-  Stream
-  Park
-  Parcel

FIGURE N.3E-10b
Alternative DEL-4
Vibration and Groundborne Noise
Impacts (before mitigation)
Delridge Segment

West Seattle Link Extension





Source: City of Seattle, King County (2023).

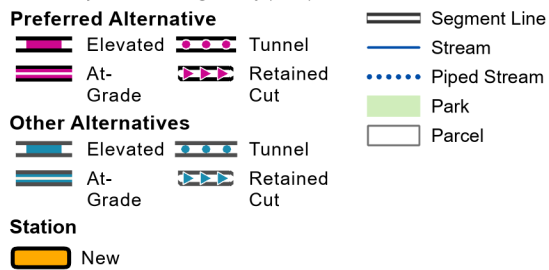

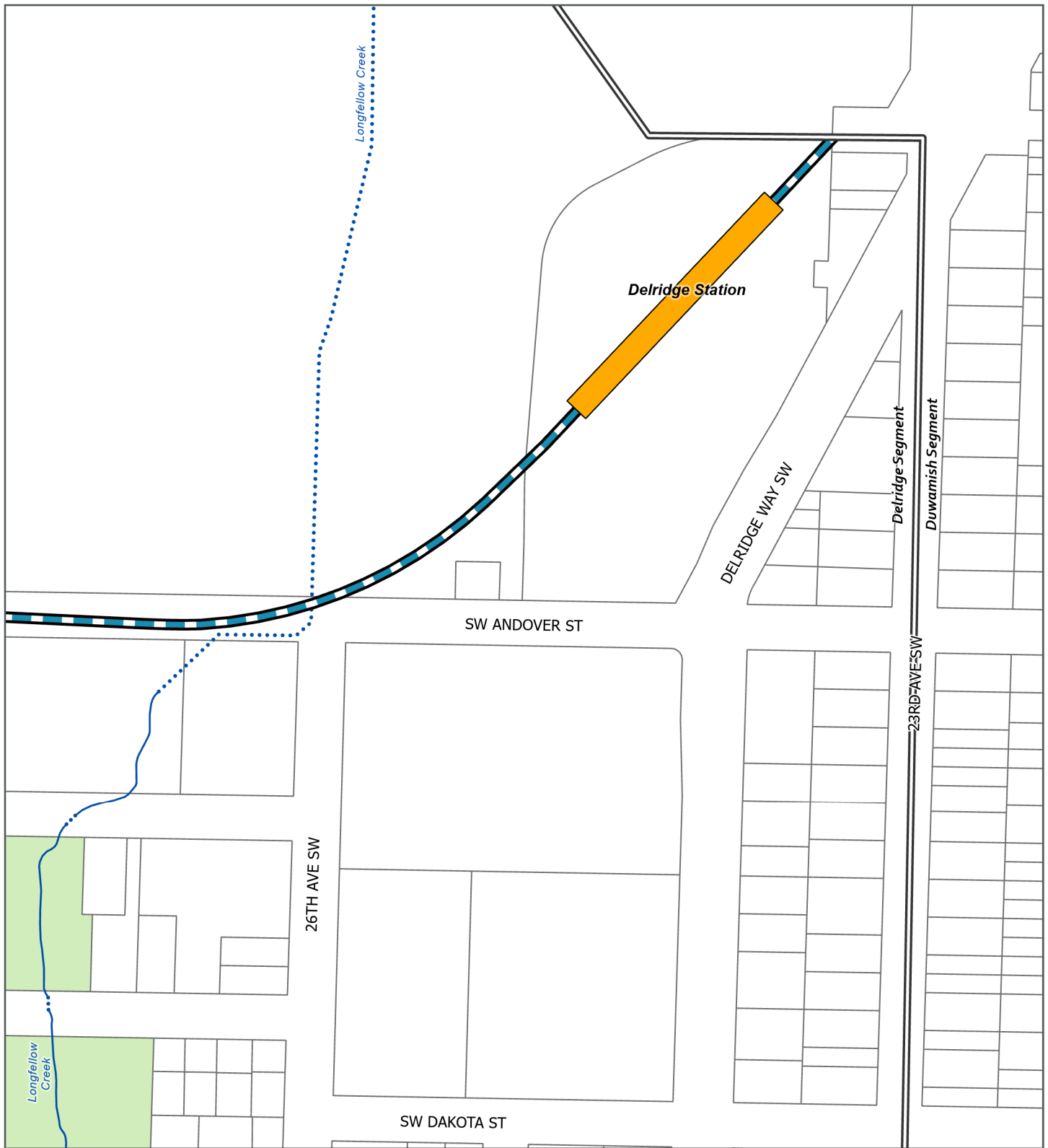


FIGURE N.3E-10c
Alternative DEL-4
Vibration and Groundborne Noise
Impacts (before mitigation)
Delridge Segment

West Seattle Link Extension





Source: City of Seattle, King County (2023).

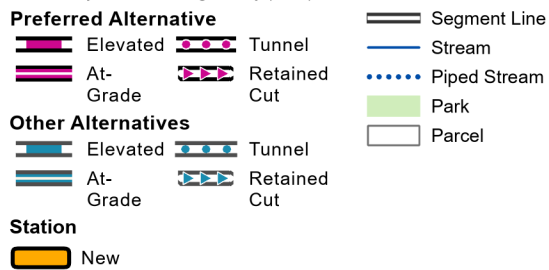



FIGURE N.3E-11a
Alternative DEL-5
Vibration and Groundborne Noise
Impacts (before mitigation)
Delridge Segment

West Seattle Link Extension





Source: City of Seattle, King County (2023).

Preferred Alternative

- Elevated
- At-Grade
- Tunnel
- Retained Cut

Other Alternatives

- Elevated
- At-Grade
- Tunnel
- Retained Cut

Station

- New

- Park
- Parcel

- High Resilience Fastener
- Vibration Impact


FIGURE N.3E-11b

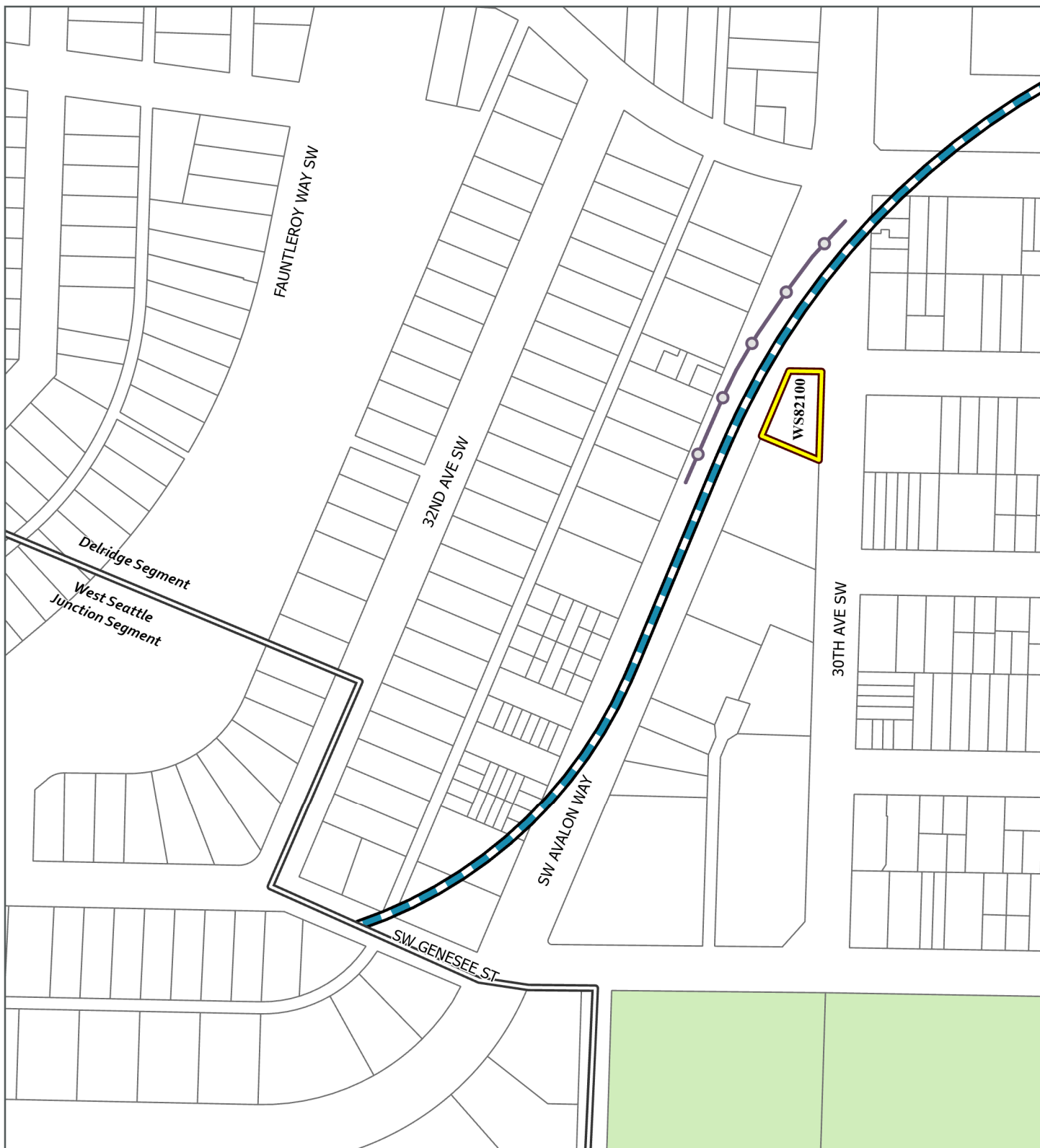
Alternative DEL-5

Vibration and Groundborne Noise Impacts (before mitigation)

Delridge Segment





West Seattle Link Extension









Source: City of Seattle, King County (2023).

Preferred Alternative

-  Elevated
-  Tunnel
-  At-Grade
-  Retained Cut


Other Alternatives

-  Elevated
-  Tunnel
-  At-Grade
-  Retained Cut


Station

-  New

 Segment Line

 Park

 Parcel

 High Resilience Fastener


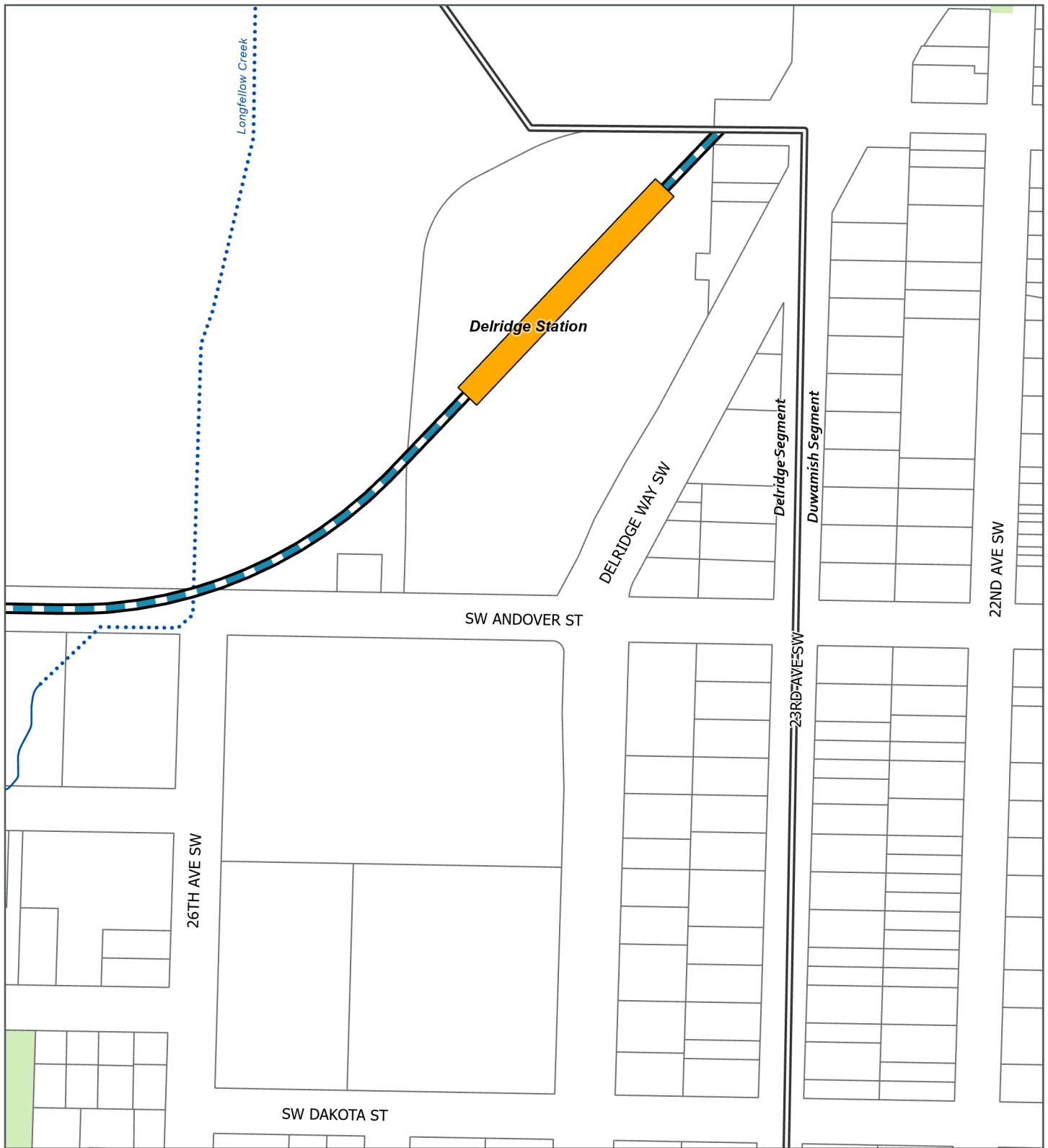
 Vibration Impact

FIGURE N.3E-11c
Alternative DEL-5
Vibration and Groundborne Noise
Impacts (before mitigation)
 Delridge Segment

West Seattle Link Extension





Source: City of Seattle, King County (2023).

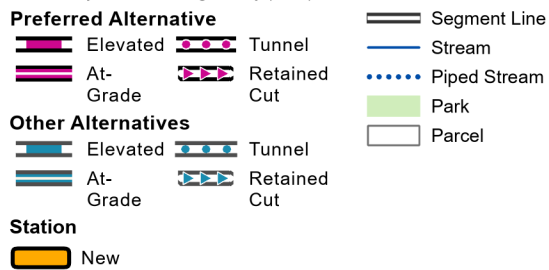

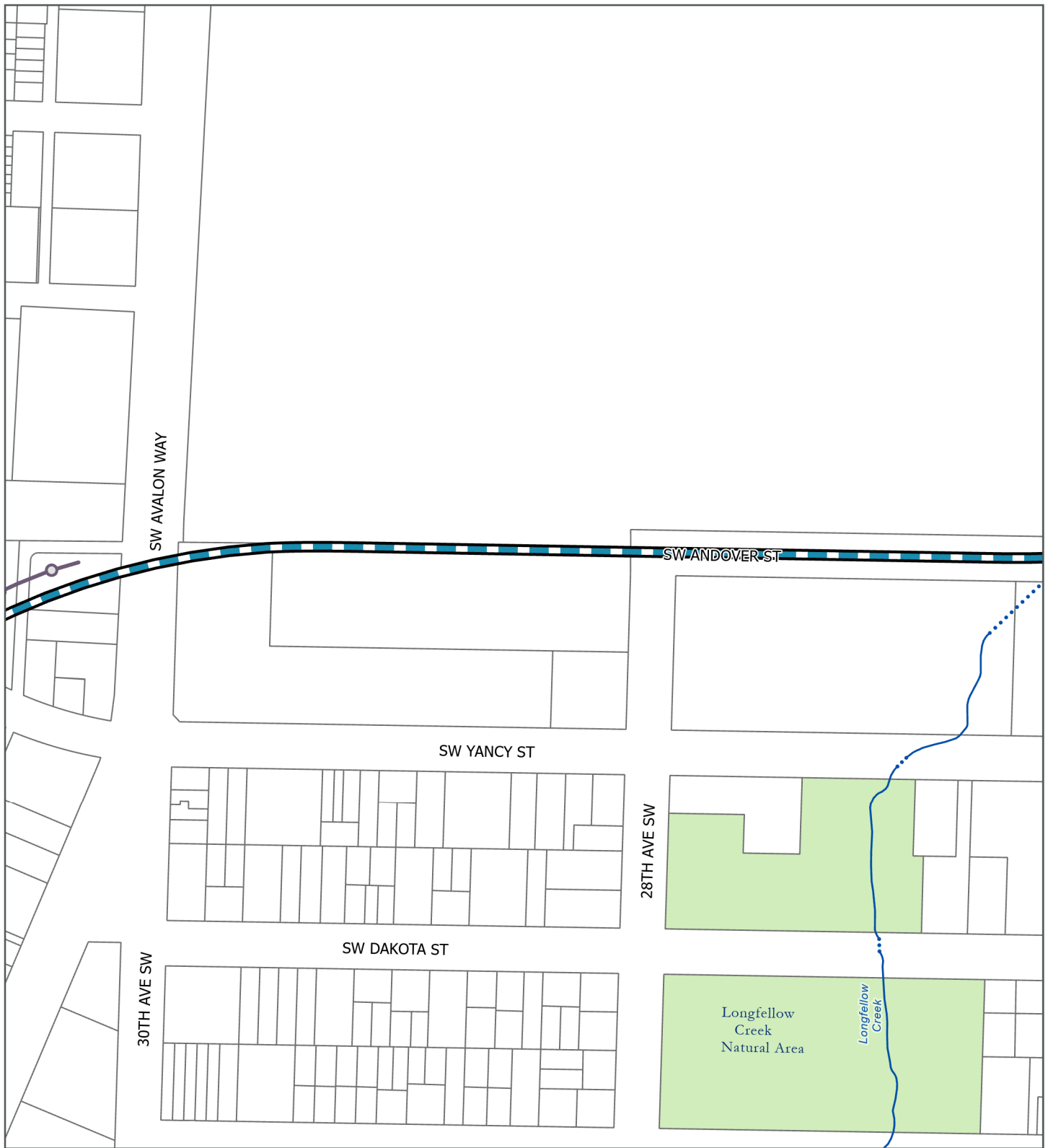


FIGURE N.3E-12a
Alternative DEL-6a
Vibration and Groundborne Noise
Impacts (before mitigation)
Delridge Segment

West Seattle Link Extension





Source: City of Seattle, King County (2023).

Preferred Alternative

- Elevated
- At-Grade
- Tunnel
- Retained Cut

Other Alternatives

- Elevated
- At-Grade
- Tunnel
- Retained Cut

Station

- New

Stream

Piped Stream


Park

Parcel

High Resilience Fastener

FIGURE N.3E-12b
Alternative DEL-6a
Vibration and Groundborne Noise
Impacts (before mitigation)
Delridge Segment

West Seattle Link Extension





Source: City of Seattle, King County (2023).

Preferred Alternative

- Elevated
- At-Grade
- Tunnel
- Retained Cut

Other Alternatives

- Elevated
- At-Grade
- Tunnel
- Retained Cut

Station


- New

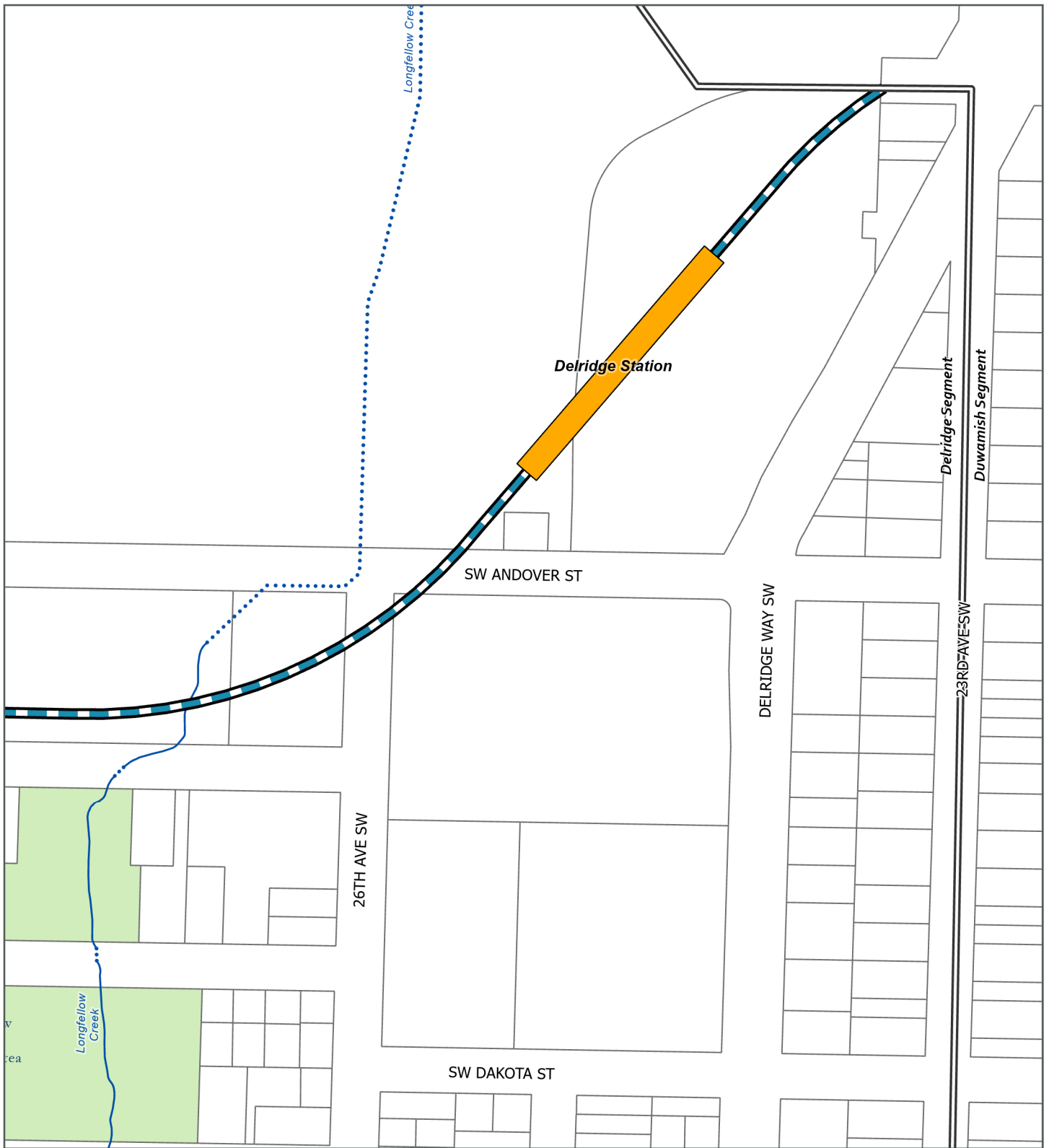
- Segment Line
- Parcel

- High Resilience Fastener
- Vibration Impact

FIGURE N.3E-12c
Alternative DEL-6a
Vibration and Groundborne Noise
Impacts (before mitigation)
 Delridge Segment

West Seattle Link Extension





Source: City of Seattle, King County (2023).

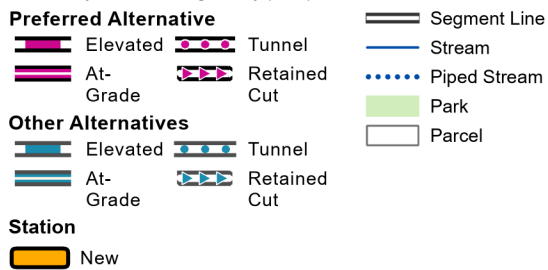



FIGURE N.3E-13a
Alternative DEL-7
Vibration and Groundborne Noise
Impacts (before mitigation)
Delridge Segment

West Seattle Link Extension





Source: City of Seattle, King County (2023).

Preferred Alternative

- | | |
|----------|--------------|
| Elevated | Tunnel |
| At-Grade | Retained Cut |

Other Alternatives

- | | |
|----------|--------------|
| Elevated | Tunnel |
| At-Grade | Retained Cut |

Station


- New

- Stream
- Park
- Parcel

- High Resilience Fastener

FIGURE N.3E-13b
Alternative DEL-7
Vibration and Groundborne Noise
Impacts (before mitigation)
Delridge Segment





West Seattle Link Extension









Source: City of Seattle, King County (2023).

Preferred Alternative

-  Elevated
-  At-Grade
-  Tunnel
-  Retained Cut

Other Alternatives

-  Elevated
-  At-Grade
-  Tunnel
-  Retained Cut

Station

-  New

 Segment Line

 Parcel

 High Resilience Fastener

 Groundborne Noise Impact


FIGURE N.3E-13c

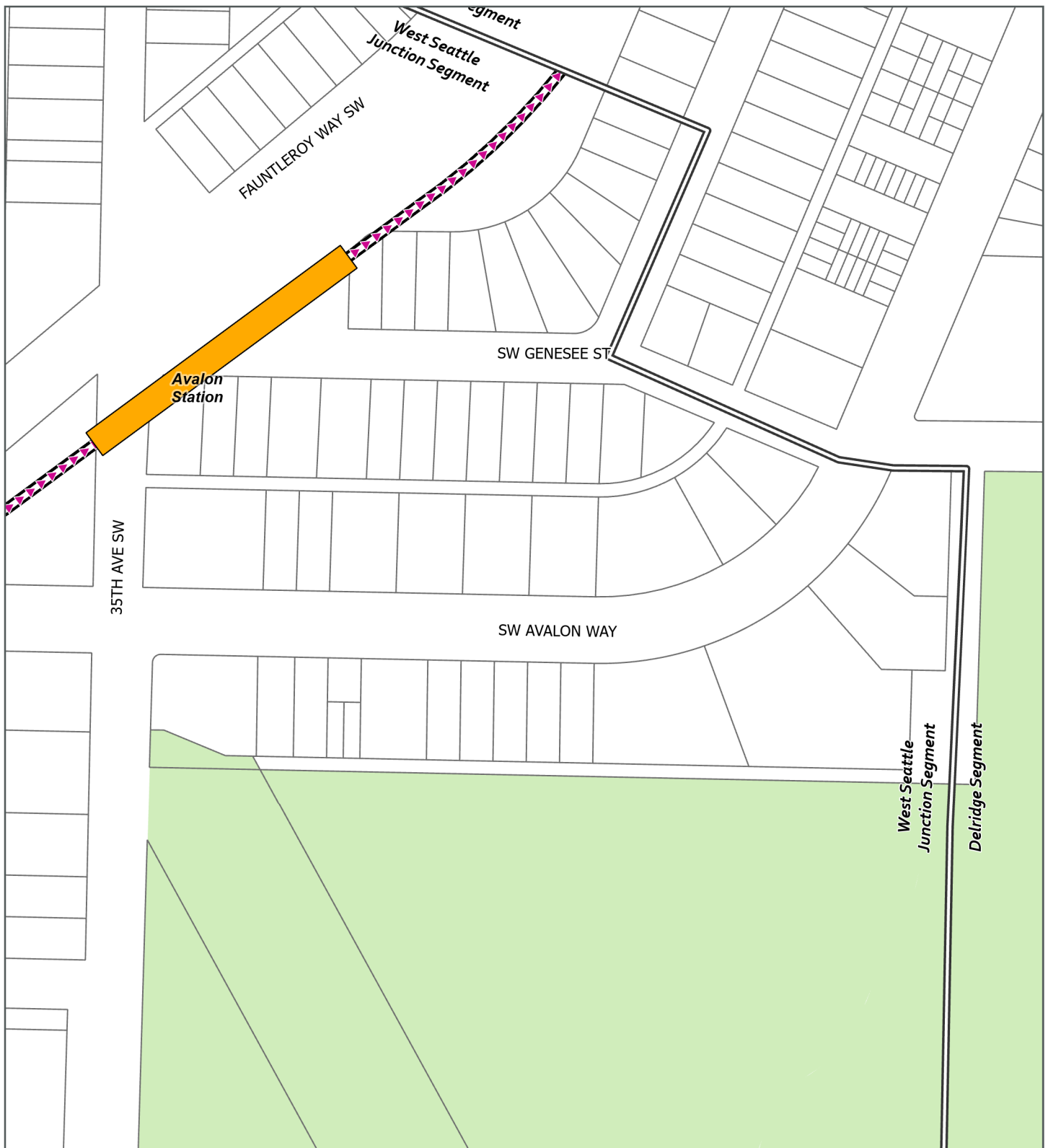
Alternative DEL-7

Vibration and Groundborne Noise Impacts (before mitigation)

Delridge Segment

West Seattle Link Extension





Source: City of Seattle, King County (2023).

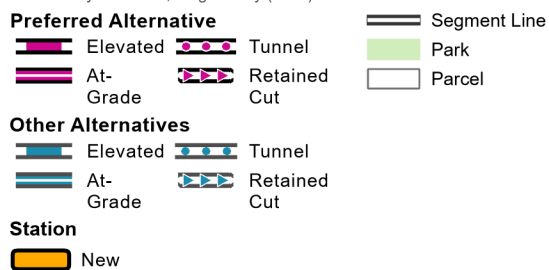
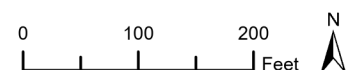


FIGURE N.3E-14a
Preferred Option WSJ-5b
Vibration and Groundborne Noise
Impacts (before mitigation)
West Seattle Junction Segment

West Seattle Link Extension





Source: City of Seattle, King County (2023).

Preferred Alternative

- Elevated
- At-Grade
- Tunnel
- Retained Cut

Other Alternatives

- Elevated
- At-Grade
- Tunnel
- Retained Cut

Station


- New

- Park
- Parcel

- High Resilience Fastener
- Groundborne Noise Impact

FIGURE N.3E-14b
Preferred Option WSJ-5b
Vibration and Groundborne Noise
Impacts (before mitigation)
West Seattle Junction Segment

West Seattle Link Extension





Source: City of Seattle, King County (2023).

Preferred Alternative

- Elevated
- At-Grade
- Tunnel
- Retained Cut

Other Alternatives

- Elevated
- At-Grade
- Tunnel
- Retained Cut

Station


- New

- Park
- Parcel

- High Resilience Fastener
- Groundborne Noise Impact

FIGURE N.3E-14c
Preferred Option WSJ-5b
Vibration and Groundborne Noise
Impacts (before mitigation)
West Seattle Junction Segment

West Seattle Link Extension





Source: City of Seattle, King County (2023).

Preferred Alternative

- Elevated
- At-Grade
- Tunnel
- Retained Cut

Other Alternatives

- Elevated
- At-Grade
- Tunnel
- Retained Cut

Station


- New

- Park
- Parcel

- Low-Impact Frog
- Groundborne Noise Impact

FIGURE N.3E-14d
Preferred Option WSJ-5b
Vibration and Groundborne Noise
Impacts (before mitigation)
West Seattle Junction Segment

West Seattle Link Extension





Source: City of Seattle, King County (2023).

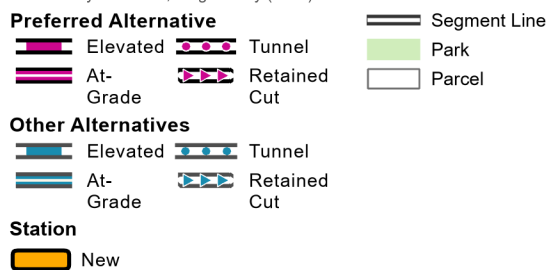
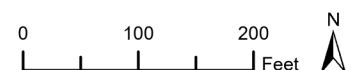


FIGURE N.3E-15a
Alternative WSJ-1
Vibration and Groundborne Noise
Impacts (before mitigation)
West Seattle Junction Segment

West Seattle Link Extension





Source: City of Seattle, King County (2023).

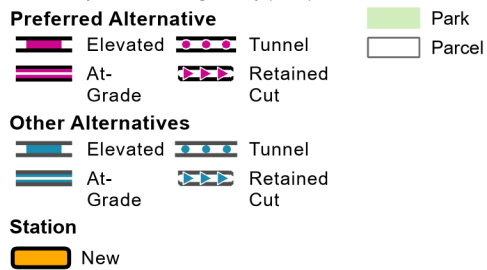



FIGURE N.3E-15b
Alternative WSJ-1
Vibration and Groundborne Noise
Impacts (before mitigation)
West Seattle Junction Segment





West Seattle Link Extension









Source: City of Seattle, King County (2023).

Preferred Alternative



- | | |
|--|--|
|  Elevated |  Tunnel |
|  At-Grade |  Retained Cut |

Other Alternatives

- | | |
|--|--|
|  Elevated |  Tunnel |
|  At-Grade |  Retained Cut |

Station

-  New

-  Park
-  Parcel




-  Low-Impact Frog
-  Vibration Impact

FIGURE N.3E-15c
Alternative WSJ-1
Vibration and Groundborne Noise
Impacts (before mitigation)
West Seattle Junction Segment

West Seattle Link Extension





Source: City of Seattle, King County (2023).

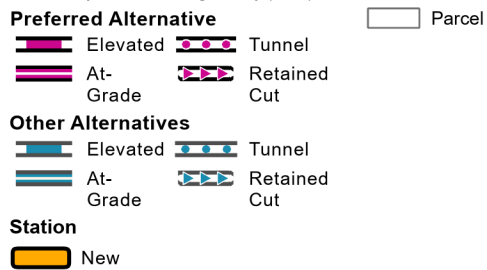



FIGURE N.3E-15d
Alternative WSJ-1
Vibration and Groundborne Noise
Impacts (before mitigation)
West Seattle Junction Segment

West Seattle Link Extension





Source: City of Seattle, King County (2023).

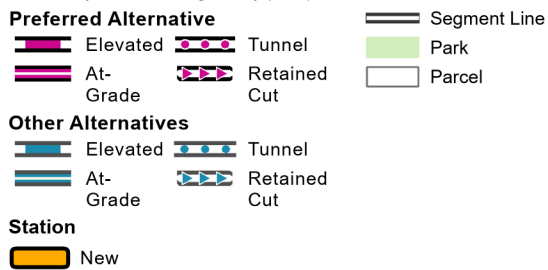



FIGURE N.3E-16a
Alternative WSJ-2
Vibration and Groundborne Noise
Impacts (before mitigation)
West Seattle Junction Segment

West Seattle Link Extension





Source: City of Seattle, King County (2023).

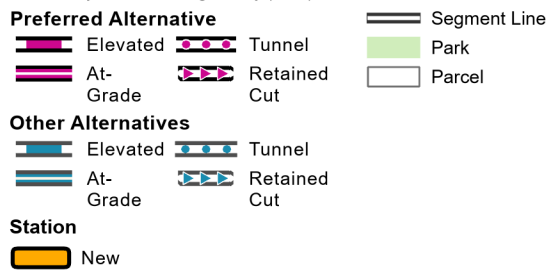
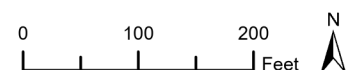


FIGURE N.3E-16b
Alternative WSJ-2
Vibration and Groundborne Noise
Impacts (before mitigation)
West Seattle Junction Segment





West Seattle Link Extension









Source: City of Seattle, King County (2023).

Preferred Alternative

- | | |
|--|--|
|  Elevated |  Tunnel |
|  At-Grade |  Retained Cut |

Other Alternatives

- | | |
|--|--|
|  Elevated |  Tunnel |
|  At-Grade |  Retained Cut |

Station

-  New




-  Park
-  Parcel

FIGURE N.3E-16c
Alternative WSJ-2
Vibration and Groundborne Noise
Impacts (before mitigation)
West Seattle Junction Segment





West Seattle Link Extension









Source: City of Seattle, King County (2023).

Preferred Alternative

- | | |
|---|--|
|  Elevated |  Tunnel |
|  At-Grade |  Retained Cut |

Other Alternatives

- | | |
|---|--|
|  Elevated |  Tunnel |
|  At-Grade |  Retained Cut |

Station

-  New




-  Park
-  Parcel

FIGURE N.3E-16d
Alternative WSJ-2
Vibration and Groundborne Noise
Impacts (before mitigation)
West Seattle Junction Segment

West Seattle Link Extension





Source: City of Seattle, King County (2023).

Preferred Alternative

- Elevated
- At-Grade
- Tunnel
- Retained Cut

Other Alternatives

- Elevated
- At-Grade
- Tunnel
- Retained Cut

Station

- New

Segment Line

Park


Parcel

High Resilience Fastener

Groundborne Noise Impact

FIGURE N.3E-17a
Alternative WSJ-3a
Vibration and Groundborne Noise
Impacts (before mitigation)
West Seattle Junction Segment

West Seattle Link Extension





Source: City of Seattle, King County (2023).

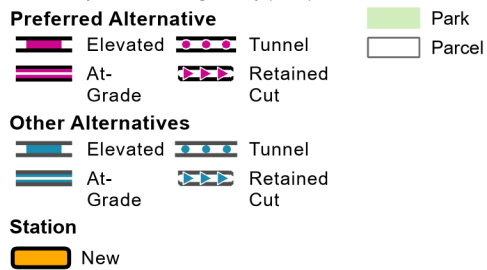



FIGURE N.3E-17b
Alternative WSJ-3a
Vibration and Groundborne Noise
Impacts (before mitigation)
West Seattle Junction Segment

West Seattle Link Extension





Source: City of Seattle, King County (2023).

Preferred Alternative

- Elevated
- At-Grade
- Tunnel
- Retained Cut

Other Alternatives

- Elevated
- At-Grade
- Tunnel
- Retained Cut

Station

- New

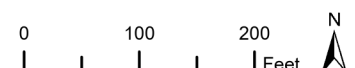
- Park
- Parcel

- High Resilience Fastener
- Groundborne Noise Impact

Notes:
Impacts from WSJ-3a would not occur at properties north of Alaska Junction Station when connecting to DEL-2b.

FIGURE N.3E-17c
Alternative WSJ-3a
Vibration and Groundborne Noise
Impacts (before mitigation)
West Seattle Junction Segment

West Seattle Link Extension





Source: City of Seattle, King County (2023).

Preferred Alternative

- Elevated
- At-Grade
- Tunnel
- Retained Cut

Other Alternatives

- Elevated
- At-Grade
- Tunnel
- Retained Cut

Station


- New

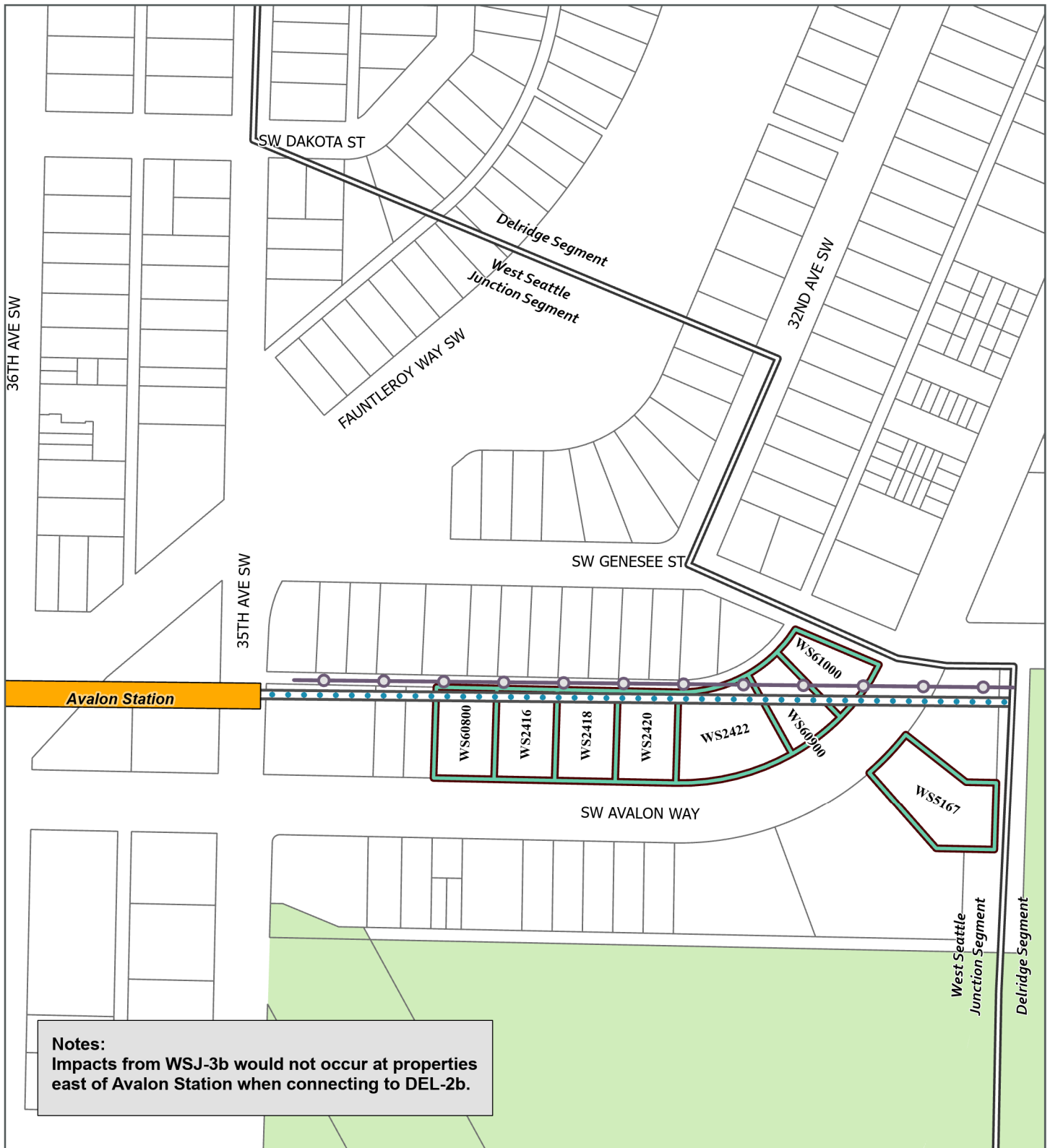
- Park
- Parcel

- Low-Impact Frog
- Groundborne Noise Impact

FIGURE N.3E-17d
Alternative WSJ-3a
Vibration and Groundborne Noise
Impacts (before mitigation)
West Seattle Junction Segment

West Seattle Link Extension





Source: City of Seattle, King County (2023).

Preferred Alternative

- Elevated
- At-Grade
- Tunnel
- Retained Cut

Other Alternatives

- Elevated
- At-Grade
- Tunnel
- Retained Cut

Station

- New

- Segment Line
- Park
- Parcel

- High Resilience Fastener
- Groundborne Noise Impact

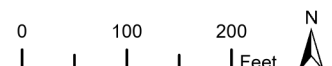
FIGURE N.3E-18a

Option WSJ-3b

**Vibration and Groundborne Noise
Impacts (before mitigation)**

West Seattle Junction Segment





West Seattle Link Extension









Source: City of Seattle, King County (2023).

Preferred Alternative

-  Elevated
-  At-Grade
-  Tunnel
-  Retained Cut

Other Alternatives

-  Elevated
-  At-Grade
-  Tunnel
-  Retained Cut

Station

-  New




-  Park
-  Parcel

FIGURE N.3E-18b
Option WSJ-3b

Vibration and Groundborne Noise
Impacts (before mitigation)
West Seattle Junction Segment





West Seattle Link Extension









Source: City of Seattle, King County (2023).

Preferred Alternative

-  Elevated
-  At-Grade
-  Tunnel
-  Retained Cut

Other Alternatives

-  Elevated
-  At-Grade
-  Tunnel
-  Retained Cut

Station

-  New

-  Park
-  Parcel



-  Groundborne Noise Impact

FIGURE N.3E-18c
Option WSJ-3b
Vibration and Groundborne Noise
Impacts (before mitigation)
West Seattle Junction Segment

West Seattle Link Extension





Source: City of Seattle, King County (2023).

Preferred Alternative

- Elevated
- At-Grade
- Tunnel
- Retained Cut

Other Alternatives

- Elevated
- At-Grade
- Tunnel
- Retained Cut

Station

- New


- Park
- Parcel

- Low-Impact Frog
- Groundborne Noise Impact

FIGURE N.3E-18d
Option WSJ-3b

**Vibration and Groundborne Noise
Impacts (before mitigation)**
West Seattle Junction Segment





West Seattle Link Extension





Source: City of Seattle, King County (2023).

Preferred Alternative

-  Elevated
-  At-Grade
-  Tunnel
-  Retained Cut

Other Alternatives

-  Elevated
-  At-Grade
-  Tunnel
-  Retained Cut

Station

-  New



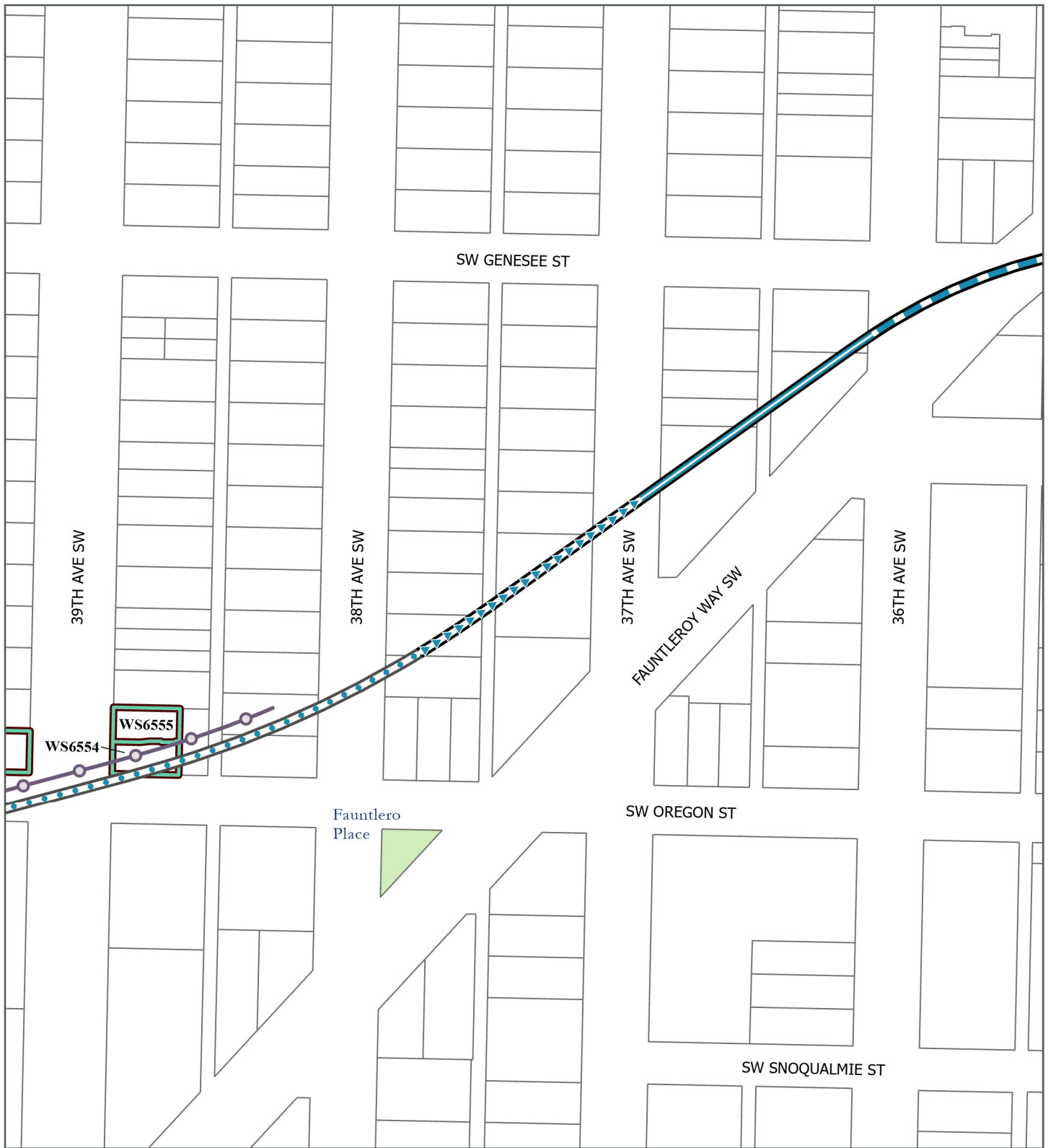
-  Segment Line
-  Park
-  Parcel

FIGURE N.3E-19a
Alternative WSJ-4
Vibration and Groundborne Noise
Impacts (before mitigation)
West Seattle Junction Segment

West Seattle Link Extension





Source: City of Seattle, King County (2023).

Preferred Alternative

- Elevated
- At-Grade
- Tunnel
- Retained Cut

Other Alternatives

- Elevated
- At-Grade
- Tunnel
- Retained Cut

Station

- New

- Park
- Parcel


- High Resilience Fastener
- Groundborne Noise Impact

FIGURE N.3E-19b

Alternative WSJ-4

Vibration and Groundborne Noise Impacts (before mitigation)
West Seattle Junction Segment

West Seattle Link Extension






Source: City of Seattle, King County (2023).

- Preferred Alternative**
- Elevated
 - At-Grade
 - Tunnel
 - Retained Cut
- Other Alternatives**
- Elevated
 - At-Grade
 - Tunnel
 - Retained Cut
- Station**
- New
- Legend**
- Park
 - Parcel
 - High Resilience Fastener
 - Groundborne Noise Impact

FIGURE N.3E-19c
Alternative WSJ-4
Vibration and Groundborne Noise
Impacts (before mitigation)
West Seattle Junction Segment





West Seattle Link Extension









Source: City of Seattle, King County (2023).

Preferred Alternative



-  Elevated
-  At-Grade
-  Tunnel
-  Retained Cut

Other Alternatives

-  Elevated
-  At-Grade
-  Tunnel
-  Retained Cut

Station

-  New

-  Park
-  Parcel




-  Low-Impact Frog
-  Groundborne Noise Impact

FIGURE N.3E-19d

Alternative WSJ-4

**Vibration and Groundborne Noise
Impacts (before mitigation)
West Seattle Junction Segment**

West Seattle Link Extension





Source: City of Seattle, King County (2023).

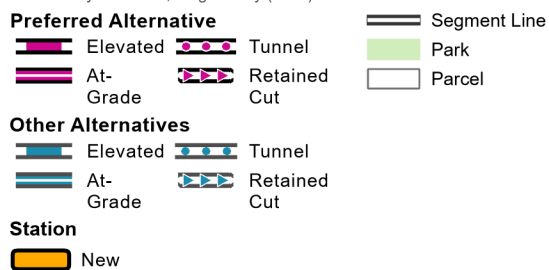
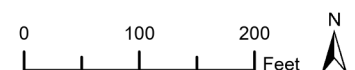
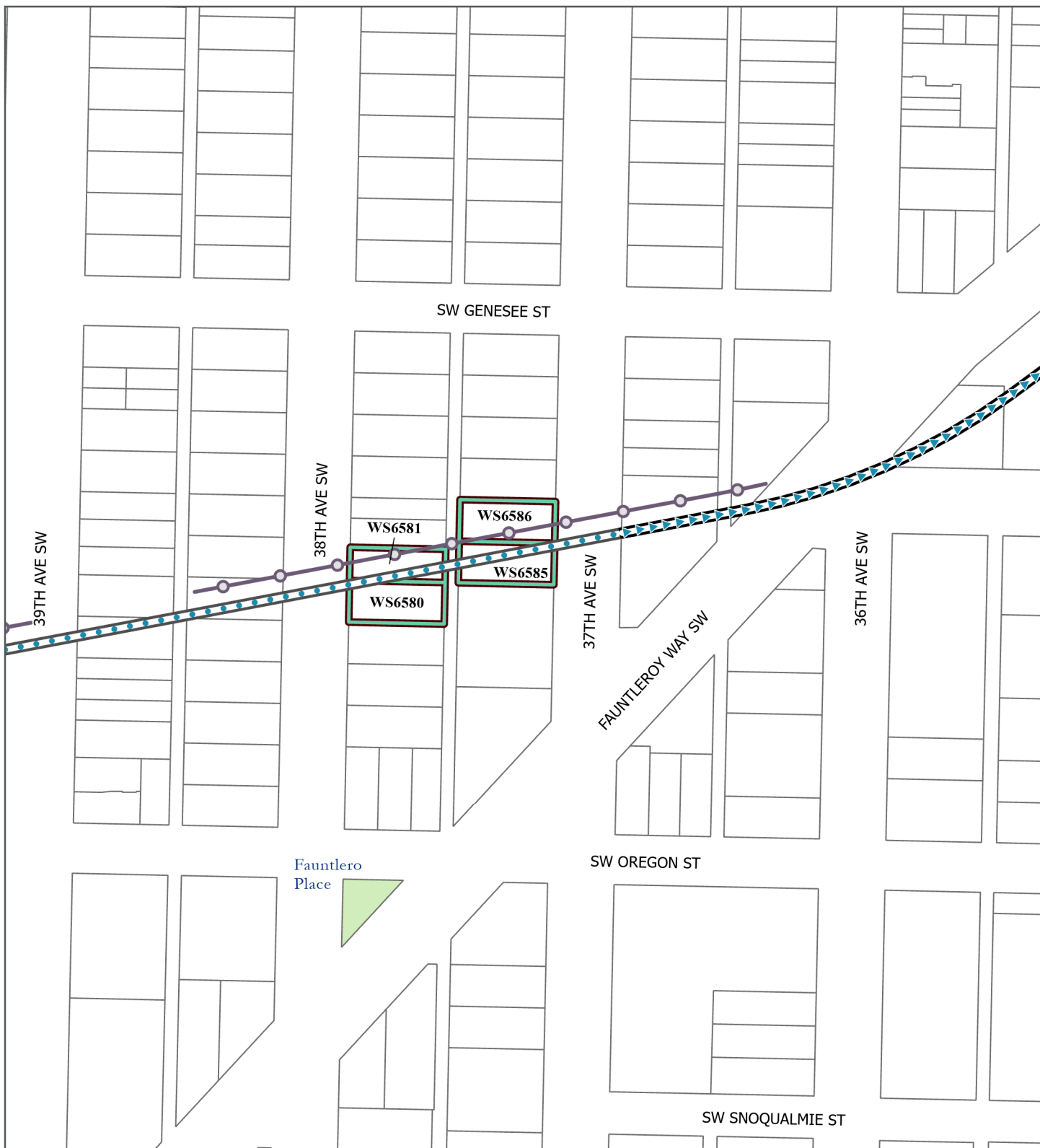


FIGURE N.3E-20a
Alternative WSJ-5a
Vibration and Groundborne Noise
Impacts (before mitigation)
West Seattle Junction Segment

West Seattle Link Extension





Source: City of Seattle, King County (2023).

Preferred Alternative

- Elevated
- At-Grade
- Tunnel
- Retained Cut

Other Alternatives

- Elevated
- At-Grade
- Tunnel
- Retained Cut

Station

- New

- Park
- Parcel

- High Resilience Fastener
- Groundborne Noise Impact

FIGURE N.3E-20b
Alternative WSJ-5a
Vibration and Groundborne Noise
Impacts (before mitigation)
West Seattle Junction Segment

West Seattle Link Extension





Source: City of Seattle, King County (2023).

Preferred Alternative

- Elevated
- At-Grade
- Tunnel
- Retained Cut

Other Alternatives

- Elevated
- At-Grade
- Tunnel
- Retained Cut

Station


- New

- Park
- Parcel

- High Resilience Fastener
- Groundborne Noise Impact

FIGURE N.3E-20c
Alternative WSJ-5a
Vibration and Groundborne Noise
Impacts (before mitigation)
West Seattle Junction Segment





West Seattle Link Extension








Source: City of Seattle, King County (2023).

Preferred Alternative

-  Elevated
-  At-Grade
-  Tunnel
-  Retained Cut

Other Alternatives

-  Elevated
-  At-Grade
-  Tunnel
-  Retained Cut

Station

-  New

-  Park
-  Parcel




-  Low-Impact Frog
-  Groundborne Noise Impact

FIGURE N.3E-20d
Alternative WSJ-5a
Vibration and Groundborne Noise
Impacts (before mitigation)
West Seattle Junction Segment

West Seattle Link Extension





Source: City of Seattle, King County (2023).

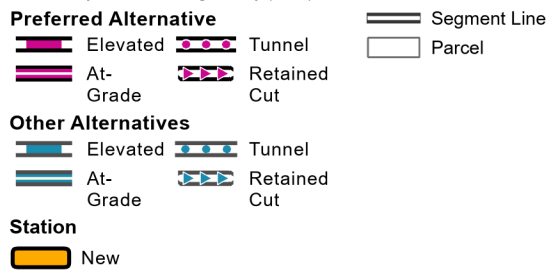



FIGURE N.3E-21a
Alternative WSJ-6
Vibration and Groundborne Noise
Impacts (before mitigation)
West Seattle Junction Segment





West Seattle Link Extension









Source: City of Seattle, King County (2023).

Preferred Alternative

-  Elevated
-  At-Grade
-  Tunnel
-  Retained Cut

Other Alternatives

-  Elevated
-  At-Grade
-  Tunnel
-  Retained Cut

Station

-  New

 Parcel



 High Resilience Fastener

FIGURE N.3E-21b
Alternative WSJ-6
Vibration and Groundborne Noise
Impacts (before mitigation)
West Seattle Junction Segment

West Seattle Link Extension





Source: City of Seattle, King County (2023).

Preferred Alternative

- Elevated
- At-Grade
- Tunnel
- Retained Cut

Other Alternatives

- Elevated
- At-Grade
- Tunnel
- Retained Cut

Station

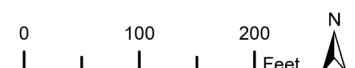
- New

- Park
- Parcel

- High Resilience Fastener
- Groundborne Noise Impact

FIGURE N.3E-21c
Alternative WSJ-6
Vibration and Groundborne Noise
Impacts (before mitigation)
West Seattle Junction Segment





West Seattle Link Extension





Source: City of Seattle, King County (2023).

Preferred Alternative

-  Elevated
-  At-Grade
-  Tunnel
-  Retained Cut

Other Alternatives

-  Elevated
-  At-Grade
-  Tunnel
-  Retained Cut

Station

-  New

-  Park
-  Parcel



-  Low-Impact Frog
-  Groundborne Noise Impact

FIGURE N.3E-21d

Alternative WSJ-6

**Vibration and Groundborne Noise
Impacts (before mitigation)**
West Seattle Junction Segment

West Seattle Link Extension

