









Alternative routes serving S Line stations

-  S Line
-  1 Line
-  RapidRide
-  Pierce Transit
-  King County Metro
-  Sound Transit
-  Bus stop
-  Parking

||||| Peak hours only:

595: 5–6:40 a.m. (To Seattle)
3–5:05 p.m. (To Gig Harbor)

162: 4:50–7:40 a.m. (To Seattle)
3:25–6 p.m. (To Lake Meridian)

***578 & 594:** During peak hours, these routes operate as 577 and 590 service. The ST Express protocol is to extend these routes to full service of 578 and 594 during an S Line disruption.

