

# *CID Further Studies*

*輕軌系統擴建對您意味著什麼*

*What light rail system  
expansion means to you*

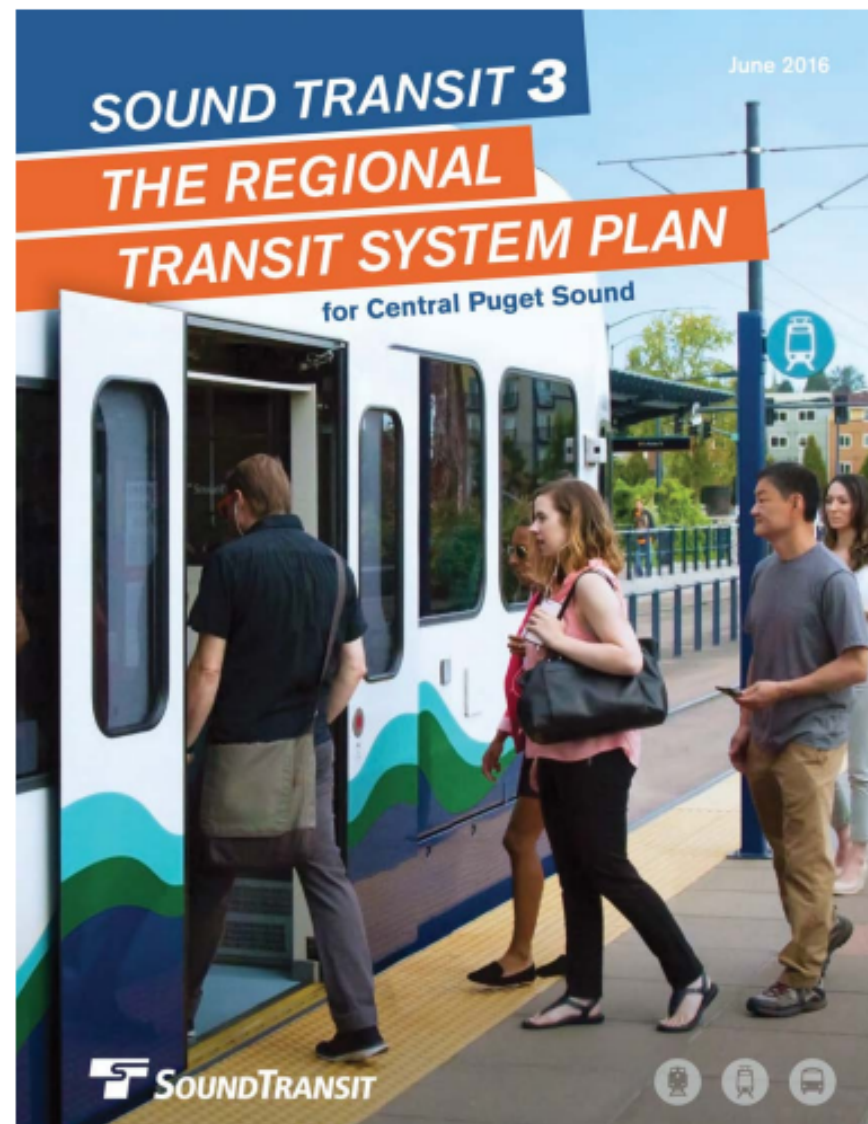
# 運輸系統擴展：為更多人提供四通八達的交通

West Seattle 和 Ballard Link 擴展項目 (West Seattle and Ballard Link Extensions, WSBLE) 是 Sound Transit 3 (ST3) 的一部分項目，是2016年經選民批准建設的區域運輸系統擴展項目。

WSBLE 的代表項目包括：

- **West Seattle Link 擴展項目**：Seattle 市中心到 West Seattle 的輕軌，自 SODO 至 Alaska Junction 設有4個新車站。
- **Ballard Link 擴展項目**：Seattle 市中心到 Ballard 的輕軌，包括一條新的 Seattle 市中心鐵路專用隧道。包括 9 個服務於 CID 唐人街-國際區到 Ballard Market Street 的新車站。

代表項目是於 2017 年啟動的項目開發和規劃工作的起點。



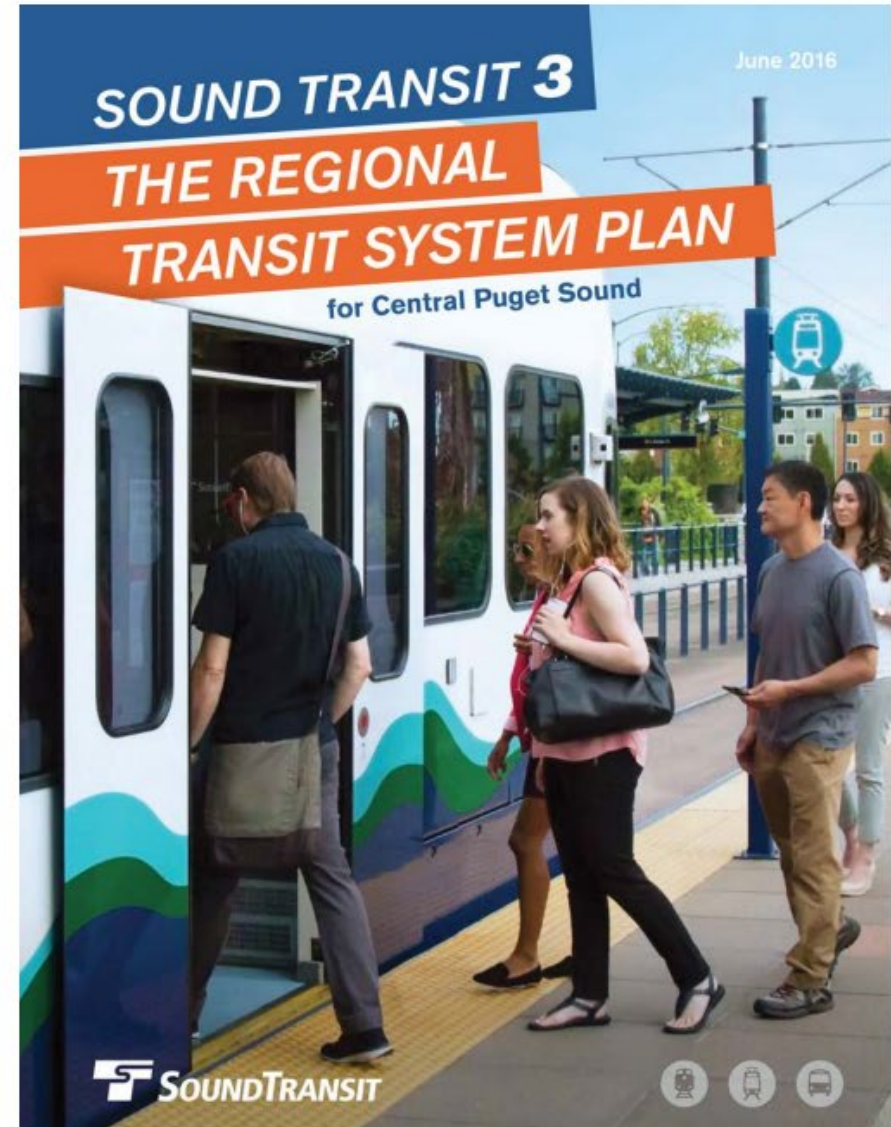
# System Expansion: Connecting more people to more places

The West Seattle and Ballard Link Extensions (WSBLE) are part of Sound Transit 3 (ST3), the Regional Transit System Plan approved by voters in 2016. For WSBLE, the **ST3 plan identified the transit mode, geographic corridor and station areas** to be served as the “representative project.”

The representative project for WSBLE included:

- **West Seattle Link Extension:** Light rail from downtown Seattle to West Seattle with 4 new stations from SODO to the Alaska Junction.
- **Ballard Link Extension:** Light rail from downtown Seattle to Ballard, including a new downtown Seattle rail-only tunnel. Includes 9 new stations serving Chinatown-International District to Market Street in Ballard.

The representative project was the starting place for project development and planning efforts that kicked off in 2017.





①  
現有列車服務  
Existing service

列車隧道  
Tunnel



## 今天的Link輕軌系統

今天，乘客可以在唐人街國際區現有車站搭乘Link 輕軌到達Link Light Rail服務的所有車站，從 Northgate 到Angle Lake。

## Today's Link Light Rail system

Today, passengers can reach all stations served by Link Light Rail, from Northgate to Angle Lake, by boarding Link light rail at the existing station in CID.





## 2025年的Link輕軌

隨著East Link, Lynnwood Link和Federal Way Link於2025年通車，乘客可以從唐人街國際區現有車站乘坐1號線前往Lynnwood和Federal Way，或乘坐2號線向東前往Bellevue和Redmond。

## Link Light Rail in 2025

With the opening of East Link, Lynnwood Link, and Federal Way Link by 2025, from the existing station in CID, passengers can ride 1 Line to Lynnwood and Federal Way, or ride 2 Line east to Bellevue and Redmond.



\*四項正在進行的新列車延線工程尚未有確定通車日期，通車日期正在研究評估中。

\*Work is ongoing to identify new opening timelines for four light rail projects currently in construction.



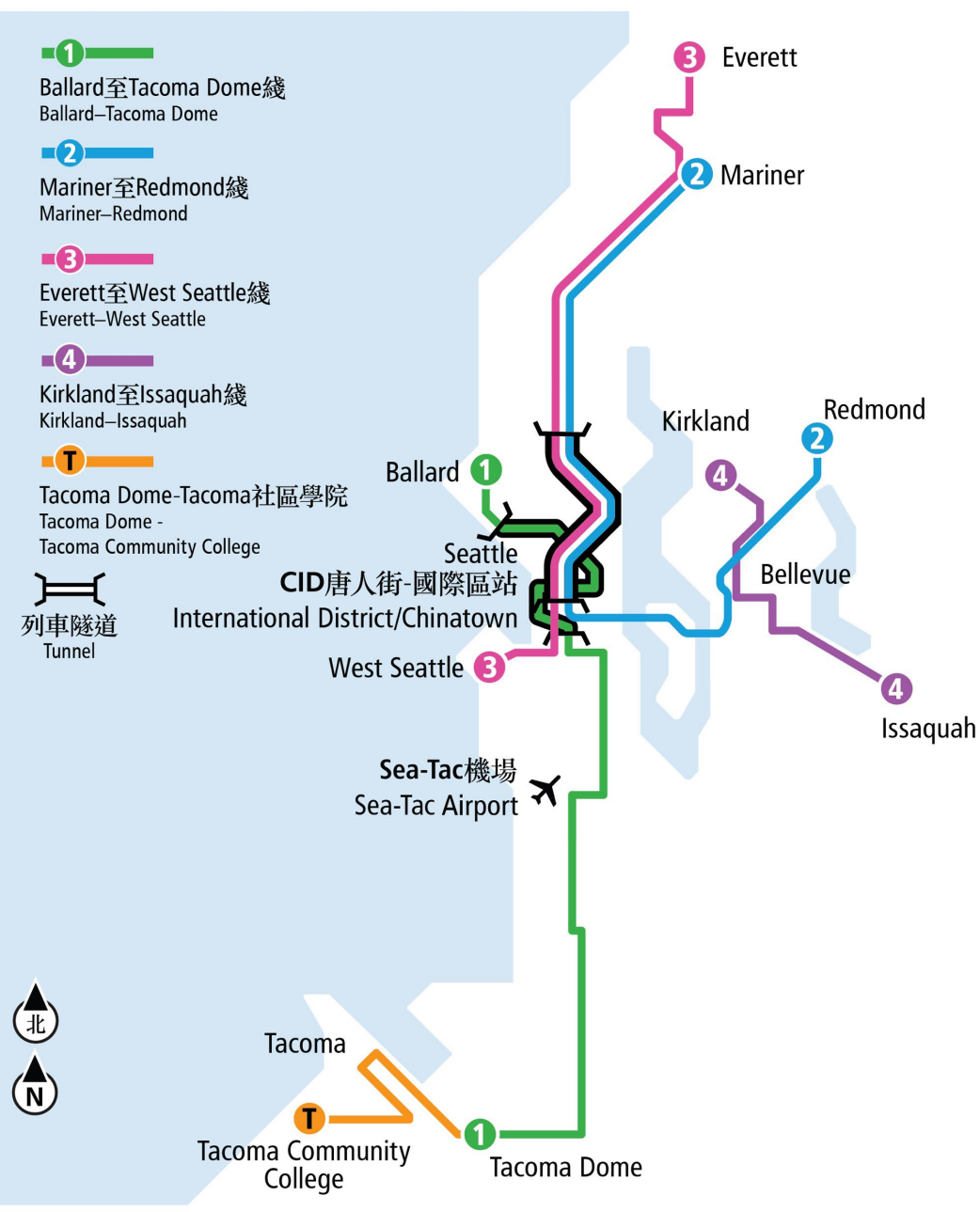
## 透過ST3擴展計劃，你可以去哪裡

ST3計劃包括將輕軌向北延伸至Everett、南至Tacoma、東至Issaquah以及West Seattle和Ballard的項目。

## Where you can go with ST3

The ST3 plan included projects to extend the light rail system north to Everett, south to Tacoma, and east to Issaquah, as well as to West Seattle and Ballard.





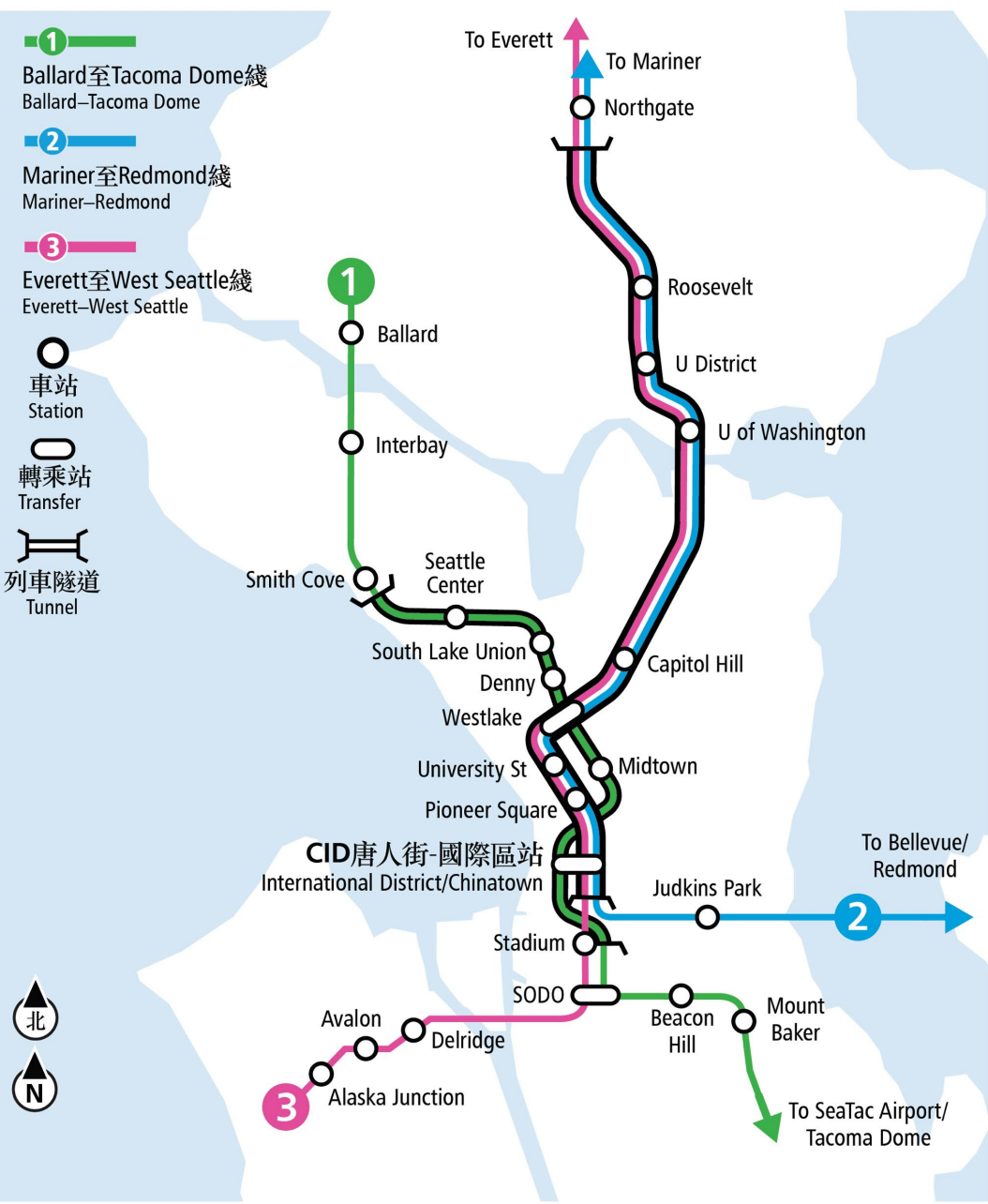
## 支持不斷增長的系統

為了提供足夠的容量並提高可靠性以支持計劃中的未來服務和潛在的未來擴展，需要在西雅圖市中心修建一條新隧道。Link輕軌路線將重新配置以平衡系統的運行。

## Supporting a growing system

To provide enough capacity and improve reliability to support planned future service and potential future expansion, a new tunnel in Downtown Seattle is needed. Link Light Rail lines would be reconfigured to balance the system's operations.





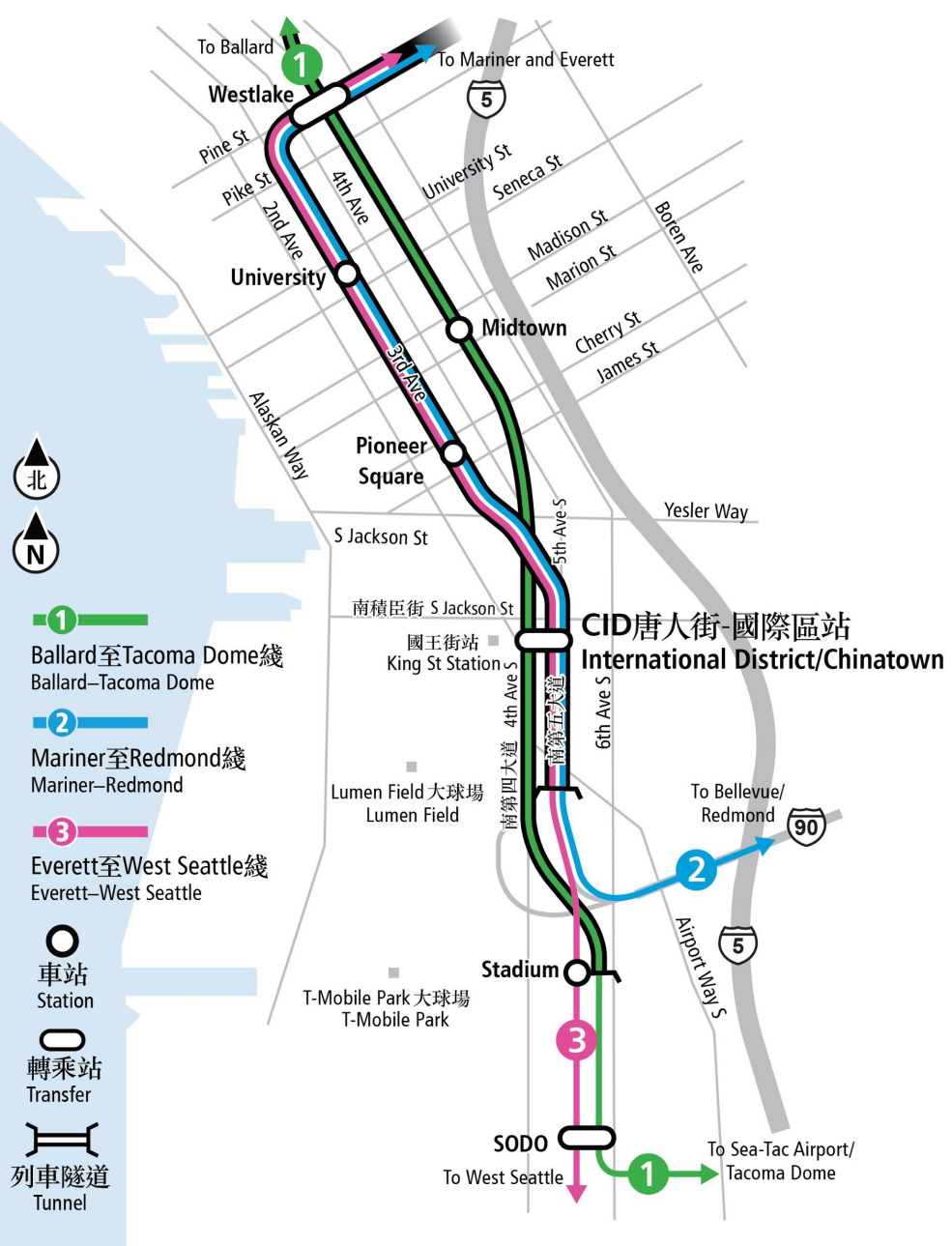
## Link輕軌在西雅圖的整合

ST3計劃提出2號線(Mariner/Redmond)和3號線(Everett/West Seattle)使用現有的隧道和唐人街國際區的現有車站，而“新”1號線(Ballard/Tacoma)使用唐人街國際區的新隧道和新站。1號線將連接回SODO站以北的現有輕軌線。

## Link integration in Seattle

The ST3 plan proposed that 2 Line (Mariner/Redmond) and 3 Line (Everett/West Seattle) use the existing transit tunnel and station in CID, while the “new” 1 Line (Ballard/Tacoma) use the new tunnel and new station in CID. 1 Line will connect back to the existing light rail line north of SODO Station.





## 這對唐人街國際區意味著什麼？

隨著ST3計劃的完成，包括唐人街國際區的新站和現有車站，乘客可以使用三條Link輕軌線（1、2和3號線），並可通過這三條線服務的站點前往目的地。

## What does this mean for CID?

With the completion of the ST3 plan, which includes the new and the existing station in CID, passengers can access three Link light rail lines (1, 2 and 3 Lines) and travel to destinations with stations that are served by these three lines.





## 這對唐人街國際區意味著什麼？

例如，來自唐人街國際區的乘客可以乘坐1號線從新車站到機場。或乘坐2號或3號線向北至UW。或乘坐2號線向東到Bellevue。

## What does this mean for CID?

For instance, a passenger from CID can ride 1 Line from the new station to the airport. Or ride 2 or 3 Line north to UW. Or ride 2 Line east to Bellevue.



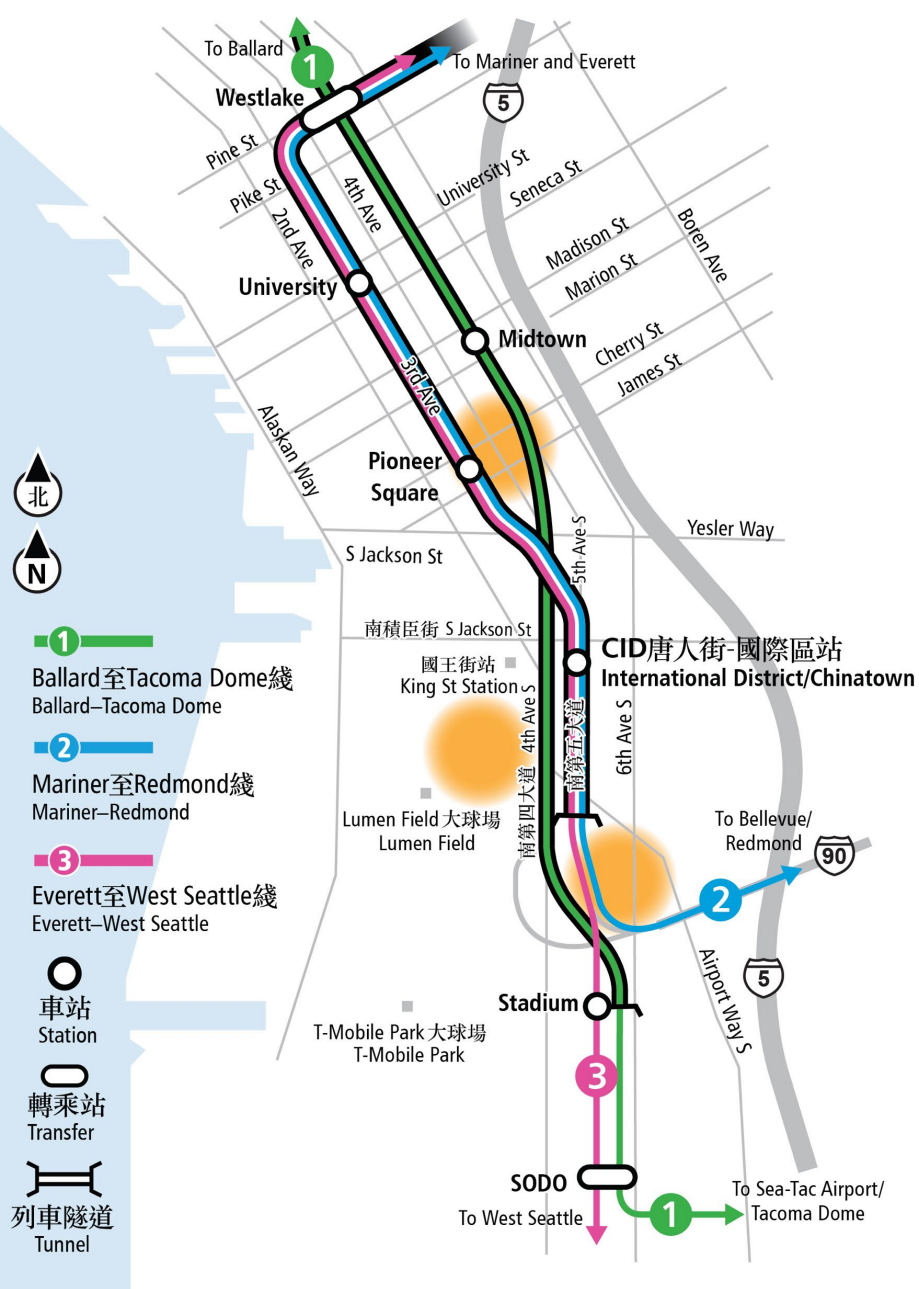
## 如果唐人街國際區沒有新站怎麼辦？

從唐人街國際區的現有車站，乘客可以乘坐Link輕軌2號或3號線向北前往UW和Lynnwood。或乘坐2號線向東前往Bellevue/Redmond。或乘坐3號線到West Seattle。如果唐人街國際區沒有新車站，乘客將無法在唐人街國際區搭乘1號線列車前往1號線服務的目的地，例如Beacon Hill和Sea-Tac機場。然而，乘客仍然可以通過使用其中一個換乘站（例如Westlake站和SODO站）。

## *What if there were no new station at CID?*

With the existing station in CID, passengers can ride Link light rail 2 or 3 Lines north towards UW and Lynnwood. Or ride 2 Line east towards Bellevue/Redmond. Or ride 3 Line to West Seattle. Without a new station at CID, passengers will not be able to board Line 1 trains in CID to destinations served by 1 Line, such as Beacon Hill and Sea-Tac Airport. Passengers will still be able to change lines by using one of the transfer stations (such as Westlake and SODO).





## 唐人街國際區以外的新選擇呢?

現在，讓我們看看唐人街國際區以外的車站的其他地點選擇。這包括在唐人街國際區以北、以西或以南的新1號線車站。

## What about the new options outside of CID?

Now, let's look at other options for stations outside of CID. This includes a new 1 Line station either north, or west, or south of CID.







## 唐人街國際區以北的車站意味著什麼？

乘客仍然可以使用唐人街國際區的現有車站，乘坐 2 號或 3 號線向北前往 UW 和 2 號線前往 Bellevue。前往機場，乘客可步行至 Pioneer Square 站附近的新站乘坐 1 號線或從現有的唐人街國際區站乘坐 3 號線向南乘坐兩站，然後在 SODO 站換乘 1 號線前往機場。

## What would a station north of CID mean?

Passengers could still access the existing station in CID to ride 2 or 3 Line north to UW and 2 Line to Bellevue. To get to the airport, passengers could walk to the new station near Pioneer Square Station to ride 1 Line or ride two stations south from the existing CID station on 3 Line and transfer to ride 1 Line at SODO Station towards airport.





## 唐人街國際區以南的車站意味著什麼？

乘客仍然可以使用唐人街國際區的現有車站，然後乘坐2號或3號線向北前往UW，乘坐2號線向東前往Bellevue。前往機場，乘客可步行至西雅圖大道以南的新站乘坐1號線或從現有車站乘坐3號線向南乘坐兩站，然後在SODO站換乘1號線前往機場。

## What would a station south of CID mean?

Passengers could still access the existing station in CID and ride 2 or 3 Line north to UW and 2 Line east to Bellevue. To get to the airport, passengers could walk to the new station south of Seattle Blvd to ride 1 Line or ride two stations south on 3 Line from the existing station and transfer to ride 1 Line at SODO Station towards airport.





## 唐人街國際區以西的車站意味著什麼？

乘客仍可使用唐人街國際區的現有車站，搭乘2號或3號線向北至UW，以及2號線向東至Bellevue。但要到達機場，乘客將步行越過火車軌道的威拿街行人天橋進入新車站乘坐1號線，或從現有車站乘坐3號線向南乘坐兩站，然後在SODO站換乘1號線前往機場。

## What would a station west of CID mean?

Passengers could still access the existing station in CID and ride 2 or 3 Line north to UW and 2 Line east to Bellevue. But to get to the airport, passengers would walk on the Weller St bridge that crosses the train tracks to access the new station to ride 1 Line, or ride two stations south on 3 Line from the existing station and transfer to ride 1 Line at SODO station towards airport.



## 唐人街國際區以外的新車站選擇地點 對轉移意味著什麼？

如果換乘樞紐從擬定的唐人街國際區的位置移開，那麼乘客換乘時將在便利性、易讀性和便捷性方面對該系統會有不同的體驗。

## What would the new options outside of CID mean for transfers?

If the transfer hub moved away from the proposed location in CID, passengers transferring between lines would have a different experience of the system in terms of convenience, legibility, and ease of access.







## 唐人街國際區以北的車站對換乘意味著什麼？

從Rainier Valley前往Bellevue的乘客將在1號線額外乘坐一站，然後在Pioneer Square站換乘2號線。從Rainier Valley前往UW的乘客可乘坐1號線在Pioneer Square站或Westlake站換乘2號或3號線，或在SODO站換乘3號線前往UW。

## What would a station north of CID mean for transfers?

Passengers traveling from the Rainier Valley to Bellevue would ride one additional station on 1 Line and transfer to ride 2 Line at Pioneer Square Station. Passengers traveling from Rainier Valley to UW would ride 1 Line and transfer to ride 2 or 3 Line at Pioneer Square Station or Westlake Station, or transfer to ride 3 Line at SODO station towards UW.





## 唐人街國際區以南的車站對換乘意味著什麼？

從Rainier Valley前往Bellevue的乘客首先乘坐1號線，在SODO站換乘3號線，然後在唐人街國際區現有站換乘2號線。從Rainier Valley前往UW的乘客可乘坐1號線在Westlake站換乘2號或3號線，或在SODO站換乘3號線。

## What would a station south of CID mean for transfers?

Passengers traveling from the Rainier Valley to Bellevue would first ride 1 Line, transfer at SODO station to 3 Line, and then transfer at the existing station in CID to 2 Line. Passengers traveling from Rainier Valley to UW would ride 1 Line and transfer to ride 2 or 3 Line at Westlake Station, or transfer to ride 3 Line at SODO station.





## 唐人街國際區以西的車站對換乘意味著什麼？

從Rainier Valley前往Bellevue的乘客可以乘坐1號線到Westlake站轉乘2號線，或乘坐1號線在唐人街國際區以西的新站下車，步行到唐人街國際區的現有車站乘坐2號線。

## What would a station west of CID mean for transfers?

Passengers traveling from the Rainier Valley to Bellevue would ride 1 Line to Westlake and transfer to 2 Line, or ride 1 Line and exit the new station west of CID and walk to the existing station in CID to ride 2 Line.

