ELECTRICAL UTILITY KEY NOTES

1XX

100 PROTECT EXISTING UNDERGROUND ELECTRICAL
101 PROTECT EXISTING UTILITY POLE
103 PROTECT EXISTING OVERHEAD ELECTRICAL
132 OVERHEAD DISTRIBUTION POWER
133 RAISE OVERHEAD DISTRIBUTION POWER
140 UNDERGROUND ELECTRIC
144 DISTRIBUTION POWER LINES
150 ELECTRICAL/UTILITY POLE
170 OVERHEAD POWER SERVICE
190 TPSS POWER SUPPLY

TELECOMMUNICATION UTILITY KEY NOTES

2XX

200 PROTECT EXISTING UNDERGROUND TELECOMMUNICATIONS
203 PROTECT EXISTING OVERHEAD TELECOMMUNICATIONS
242 RAISE OVERHEAD TELECOMMUNICATIONS
250 UNDERGROUND TELECOMMUNICATIONS
290 OVERHEAD TELECOMMUNICATIONS SERVICE

GAS UTILITY KEY NOTES

3XX

300 PROTECT EXISTING NATURAL GAS PIPE LINE
340 RELOCATED GAS LINE

WATER UTILITY KEY NOTES

4XX

400 PROTECT EXISTING WATER MAIN
401 PROTECT EXISTING HYDRANT
440 RELOCATED WATER DISTRIBUTION MAIN
442 WATER DOMESTIC SERVICE
443 WATER FIRE SERVICE
444 FIRE HYDRANT ASSEMBLY

SANITARY SEWER UTILITY KEY NOTES

5XX

500 PROTECT EXISTING SANITARY SEWER MAIN
501 PROTECT EXISTING SANITARY SEWER STRUCTURE
540 RELOCATED SANITARY SEWER MAIN
542 INSTALL SANITARY SIDE SEWER SERVICE
560 INSTALL SANITARY SEWER STRUCTURE

STORM DRAINAGE UTILITY KEY NOTES

6XX

600 PROTECT EXISTING STORM DRAIN, CONFIRM PROTECTION WITH DESIGN ON CDP SHEETS
699 NEW STORM DRAIN, SEE CDP SHEETS THIS SET FOR STORM DRAIN INFRASTRUCTURE DETAILS

NOT FOR CONSTRUCTION

Refer to the plan set COVER drawing for disclaimers regarding this drawing.

AHJ: CITY OF FEDERAL WAY, LAKEHAVEN WATER AND SEWER DISTRICT

PACKAGE #

REFERENCE CONCEPT DRAWINGS

No.	DATE	DSN	CHK	APP	REVISION

DESIGNED BY: J. SANNON
DRAWN BY: E. HERRMANN
CHECKED BY: M. STARLING
APPROVED BY: P. LOPEZ-HILFIKER

PRELIMINARY

HDR

SUBMITTED BY: PABLO LOPEZ-HILFIKER
DATE: 2/27/2024
REVIEWED BY:
DATE: 2/27/2024

LINE IS 1" AT FULL SCALE

SOUNDTRANSIT

SCALE: NTS
FILENAME: OMFS-S08-UCP101-124
CONTRACT No.: AE-0030-17
DATE: 2/27/2024

SOUND TRANSIT
PRELIMINARY ENGINEERING PLANS
OPERATIONS & MAINTENANCE FACILITY SOUTH

UTILITY
GENERAL UTILITY NOTES,
ABBREVIATIONS, AND LEGEND

DRAWING No.: S08-UZN100
FACILITY ID: S08
SHEET No.:
REV: 0

02/20/24 | 3:51 PM | JSANNON
C:\PWWORKING\WEST01\D2780551\OMFS-S08-UCP101-124.DWG

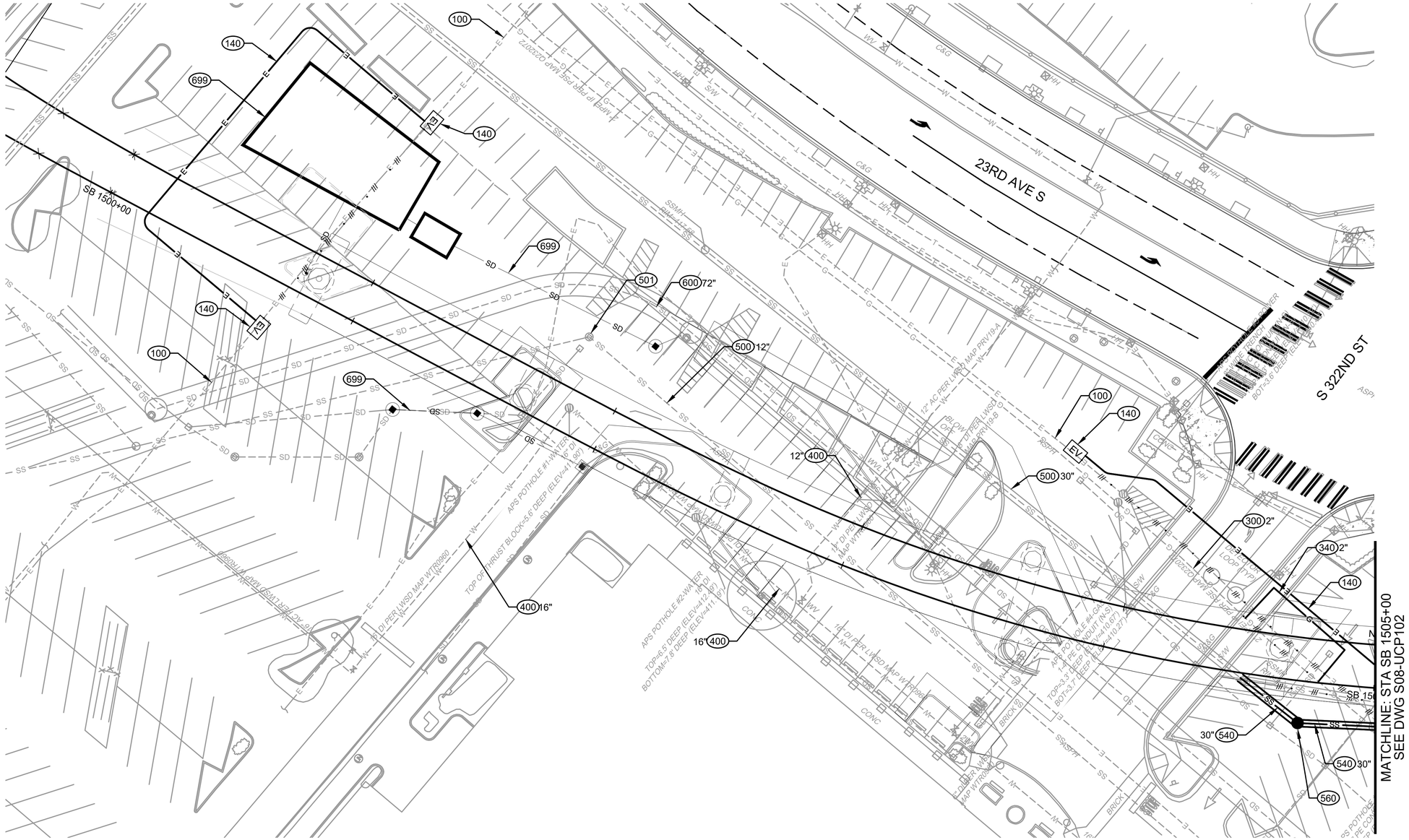

KEY NOTES:

(XXX) SEE SHEET S08-UZN100 THIS SET FOR UTILITY INSTALLATION DESCRIPTIONS AND DETAILS.

20 10 0 20 40
SCALE IN FEET

NOT FOR CONSTRUCTION

Refer to the plan set COVER drawing for disclaimers regarding this drawing.

AHJ: CITY OF FEDERAL WAY, LAKEHAVEN WATER AND SEWER DISTRICT

PACKAGE #

REFERENCE CONCEPT DRAWINGS

No.	DATE	DSN	CHK	APP	REVISION

DESIGNED BY: J. SANNON
DRAWN BY: E. HERRMANN
CHECKED BY: M. STARLING
APPROVED BY: P. LOPEZ-HILFIKER

PRELIMINARY

HDR

SUBMITTED BY: PABLO LOPEZ-HILFIKER
DATE: 2/27/2024
REVIEWED BY:
DATE: 2/27/2024

LINE IS 1" AT FULL SCALE

SOUNDTRANSIT

SCALE: 1"=20'
FILENAME: OMFS-S08-UCP101-124
CONTRACT No.: AE-0030-17
DATE: 2/27/2024

SOUND TRANSIT
PRELIMINARY ENGINEERING PLANS
OPERATIONS & MAINTENANCE FACILITY SOUTH

UTILITY
COMPOSITE UTILITY PLANS
STA SB1500+00 TO STA SB1505+00

DRAWING No.: S08-UCP101
FACILITY ID: S08
SHEET No.:
REV: 0

02/21/24 | 8:45 AM | EHERRMANN
C:\PWWORKING\WEST01\D2780551\OMFS-S08-UCP101-124.DWG

SEE DWG S08-UCP120

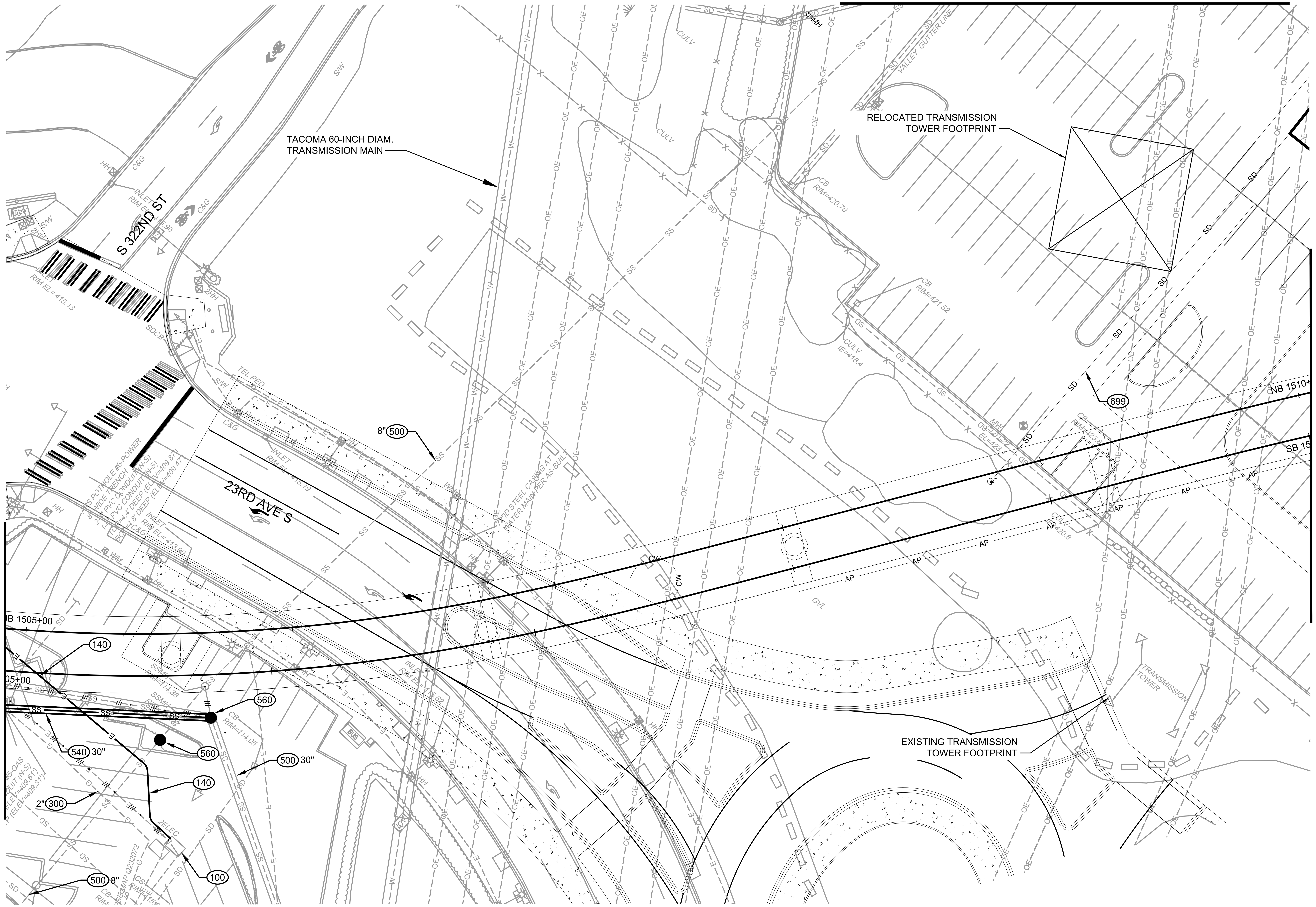

MATCHLINE: STA SB 1505+00
SEE DWG S08-UCSP101

MATCHLINE: STA SB 1510+00
SEE DWG S08-UCP103

KEY NOTES:

(XXX) SEE SHEET S08-UZN100 THIS SET FOR UTILITY INSTALLATION DESCRIPTIONS AND DETAILS.

20 10 0 20 40
SCALE IN FEET

NOT FOR CONSTRUCTION

Refer to the plan set COVER drawing for disclaimers regarding this drawing.

AHJ: CITY OF FEDERAL WAY, LAKEHAVEN WATER AND SEWER DISTRICT

PACKAGE #

REFERENCE CONCEPT DRAWINGS

No.	DATE	DSN	CHK	APP	REVISION

DESIGNED BY: J. SANNON
DRAWN BY: E. HERRMANN
CHECKED BY: M. STARLING
APPROVED BY: P. LOPEZ-HILFIKER

PRELIMINARY

HDR

SUBMITTED BY: PABLO LOPEZ-HILFIKER
DATE: 2/27/2024
REVIEWED BY:
DATE: 2/27/2024

LINE IS 1" AT FULL SCALE

SOUNDTRANSIT

SCALE: 1"=20'
FILENAME: OMFS-S08-UCP101-124
CONTRACT No.: AE-0030-17
DATE: 2/27/2024

SOUND TRANSIT
PRELIMINARY ENGINEERING PLANS
OPERATIONS & MAINTENANCE FACILITY SOUTH

UTILITY
COMPOSITE UTILITY PLANS
STA SB1505+00 TO STA SB1510+00

DRAWING No.: S08-UCP102
FACILITY ID: S08
SHEET No.:
REV: 0

02/20/24 | 3:52 PM | JSANNON
C:\PWWORKING\WEST01\D2780551\OMFS-S08-UCP101-124.DWG

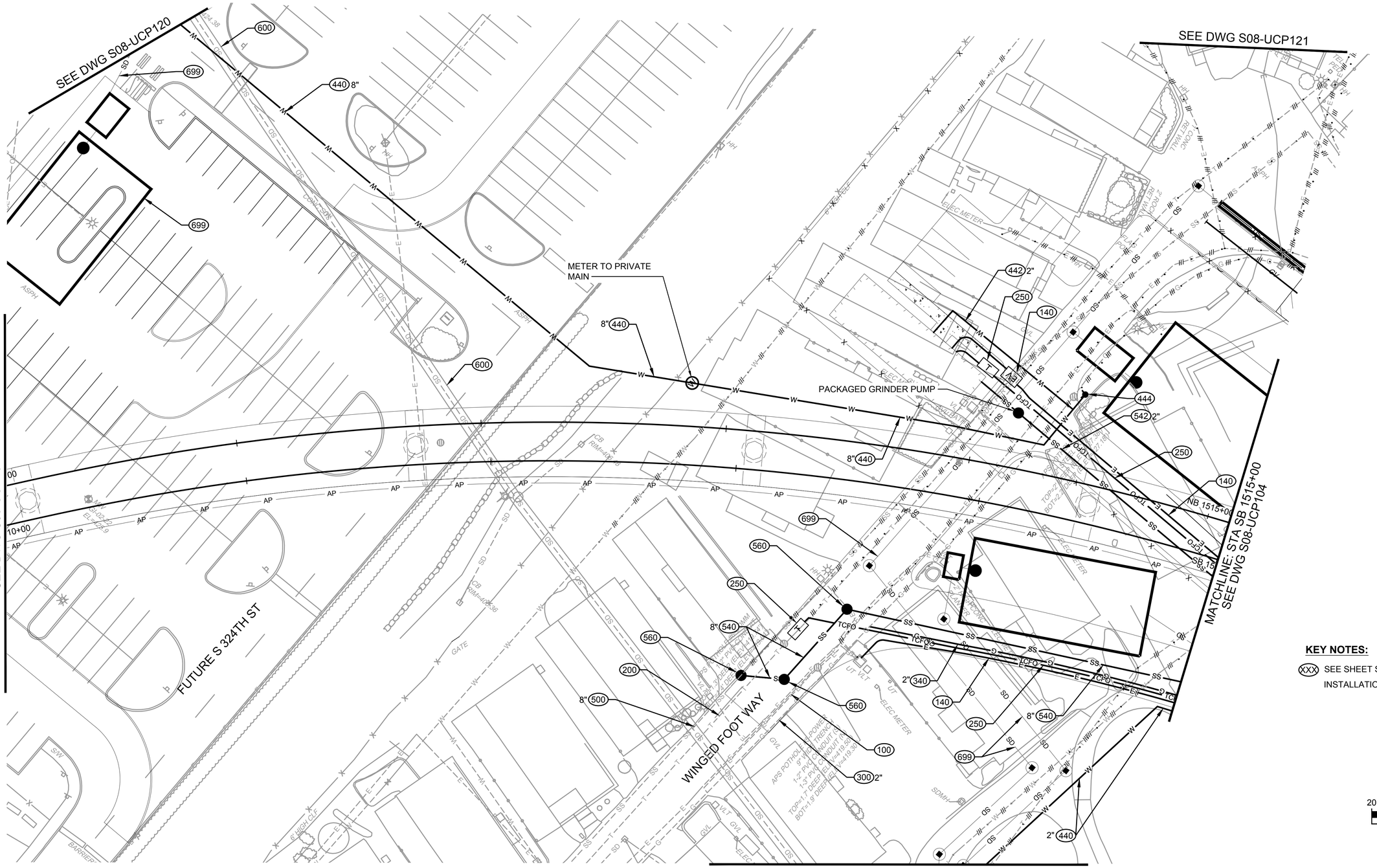

KEY NOTES:

(XXX) SEE SHEET S08-UZN100 THIS SET FOR UTILITY INSTALLATION DESCRIPTIONS AND DETAILS.

20 10 0 20 40
SCALE IN FEET

NOT FOR CONSTRUCTION

Refer to the plan set COVER drawing for disclaimers regarding this drawing.

AHJ: CITY OF FEDERAL WAY, LAKEHAVEN WATER AND SEWER DISTRICT

PACKAGE #

REFERENCE CONCEPT DRAWINGS

No.	DATE	DSN	CHK	APP	REVISION

DESIGNED BY: J. SANNON
DRAWN BY: E. HERRMANN
CHECKED BY: M. STARLING
APPROVED BY: P. LOPEZ-HILFIKER

PRELIMINARY

HDR

SUBMITTED BY: PABLO LOPEZ-HILFIKER
DATE: 2/27/2024
REVIEWED BY:

LINE IS 1" AT FULL SCALE

SOUNDTRANSIT
DATE: 2/27/2024

SCALE: 1"=20'
FILENAME: OMFS-S08-UCP101-124
CONTRACT No.: AE-0030-17
DATE: 2/27/2024

SOUND TRANSIT
PRELIMINARY ENGINEERING PLANS
OPERATIONS & MAINTENANCE FACILITY SOUTH

UTILITY
COMPOSITE UTILITY PLANS
STA SB1510+00 TO STA SB1515+00

DRAWING No.: S08-UCP103
FACILITY ID: S08
SHEET No.:
REV: 0

02/20/24 | 3:52 PM | JSANNON
C:\PWWORKING\WEST01\D2780551\OMFS-S08-UCP101-124.DWG

SEE DWG S08-UCP121

KEY NOTES:

(XXX) SEE SHEET S08-UZN100 THIS SET FOR UTILITY INSTALLATION DESCRIPTIONS AND DETAILS.

20 10 0 20 40

SCALE IN FEET

NOT FOR CONSTRUCTION

Refer to the plan set COVER drawing for disclaimers regarding this drawing.

AHJ: CITY OF FEDERAL WAY, LAKEHAVEN WATER AND SEWER DISTRICT

PACKAGE #

REFERENCE CONCEPT DRAWINGS

No.	DATE	DSN	CHK	APP	REVISION

DESIGNED BY: J. SANNON
DRAWN BY: E. HERRMANN
CHECKED BY: M. STARLING
APPROVED BY: P. LOPEZ-HILFIKER

PRELIMINARY

HDR

SUBMITTED BY: PABLO LOPEZ-HILFIKER
DATE: 2/27/2024
REVIEWED BY:
DATE: 2/27/2024

LINE IS 1" AT FULL SCALE

SOUNDTRANSIT

SCALE: 1"=20'
FILENAME: OMFS-S08-UCP101-124
CONTRACT No.: AE-0030-17
DATE: 2/27/2024

SOUND TRANSIT
PRELIMINARY ENGINEERING PLANS
OPERATIONS & MAINTENANCE FACILITY SOUTH

UTILITY
COMPOSITE UTILITY PLANS
STA SB1515+00 TO STA SB1520+00

DRAWING No.: S08-UCP104
FACILITY ID: S08
SHEET No.:
REV: 0

02/20/24 | 3:52 PM | JSANNON
C:\PW\WORKING\WEST01\D2780551\OMFS-S08-UCP101-124.DWG

KEY NOTES:

(XXX) SEE SHEET S08-UZN100 THIS SET FOR UTILITY INSTALLATION DESCRIPTIONS AND DETAILS.

20 10 0 20 40

SCALE IN FEET

NOT FOR CONSTRUCTION

Refer to the plan set COVER drawing for disclaimers regarding this drawing.

AHJ: CITY OF FEDERAL WAY, LAKEHAVEN WATER AND SEWER DISTRICT

PACKAGE #

REFERENCE CONCEPT DRAWINGS

No.	DATE	DSN	CHK	APP	REVISION

DESIGNED BY: J. SANNON
DRAWN BY: E. HERRMANN
CHECKED BY: M. STARLING
APPROVED BY: P. LOPEZ-HILFIKER

PRELIMINARY

HDR

SUBMITTED BY: PABLO LOPEZ-HILFIKER
DATE: 2/27/2024
REVIEWED BY:

LINE IS 1" AT FULL SCALE

SOUNDTRANSIT

DATE: 2/27/2024

SCALE: 1"=20'
FILENAME: OMFS-S08-UCP101-124
CONTRACT No.: AE-0030-17
DATE: 2/27/2024

SOUND TRANSIT
PRELIMINARY ENGINEERING PLANS
OPERATIONS & MAINTENANCE FACILITY SOUTH

UTILITY
COMPOSITE UTILITY PLANS
STA SB1520+00 TO STA SB1525+00

DRAWING No.: S08-UCP105
FACILITY ID: S08
SHEET No.:
REV: 0

02/20/24 | 3:52 PM | JSANNON
C:\PWWORKING\WEST01\D2780551\OMFS-S08-UCP101-124.DWG

KEY NOTES:

(XXX) SEE SHEET S08-UZN100 THIS SET FOR UTILITY INSTALLATION DESCRIPTIONS AND DETAILS.

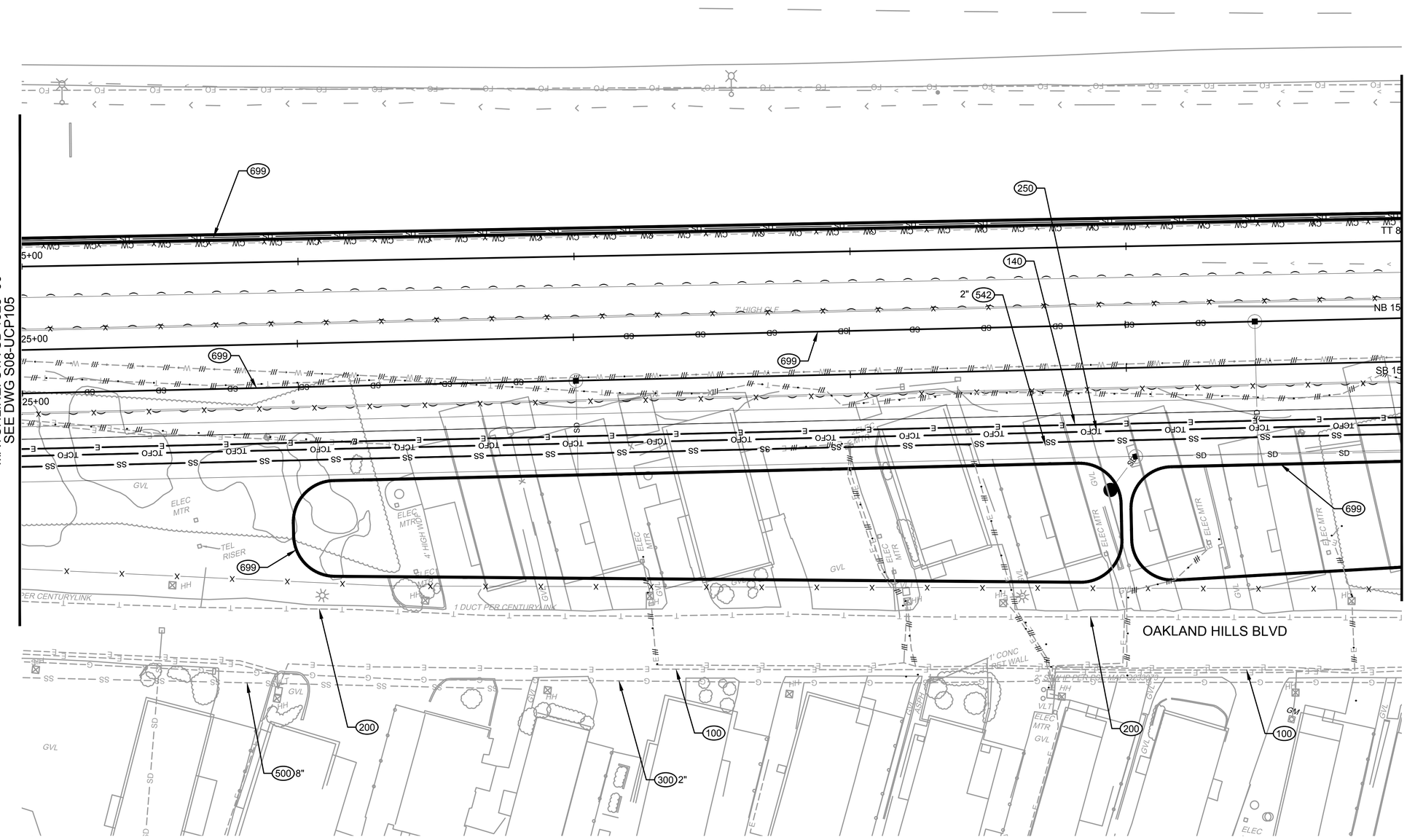

20 10 0 20 40

SCALE IN FEET

NOT FOR CONSTRUCTION

Refer to the plan set COVER drawing for disclaimers regarding this drawing.

AHJ: CITY OF FEDERAL WAY, LAKEHAVEN WATER AND SEWER DISTRICT

PACKAGE #

REFERENCE CONCEPT DRAWINGS

No.	DATE	DSN	CHK	APP	REVISION

DESIGNED BY: J. SANNON
DRAWN BY: E. HERRMANN
CHECKED BY: M. STARLING
APPROVED BY: P. LOPEZ-HILFIKER

PRELIMINARY

HDR

SUBMITTED BY: PABLO LOPEZ-HILFIKER
DATE: 2/27/2024
REVIEWED BY:
DATE: 2/27/2024

LINE IS 1" AT FULL SCALE

SOUNDTRANSIT

SCALE: 1"=20'
FILENAME: OMFS-S08-UCP101-124
CONTRACT No.: AE-0030-17
DATE: 2/27/2024

SOUND TRANSIT
PRELIMINARY ENGINEERING PLANS
OPERATIONS & MAINTENANCE FACILITY SOUTH

UTILITY
COMPOSITE UTILITY PLANS
STA SB1525+00 TO STA SB1530+00

DRAWING No.: S08-UCP106
FACILITY ID: S08
SHEET No.:
REV: 0

02/20/24 | 3:52 PM | JSANNON
C:\PWWORKING\WEST01\D2780551\OMFS-S08-UCP101-124.DWG

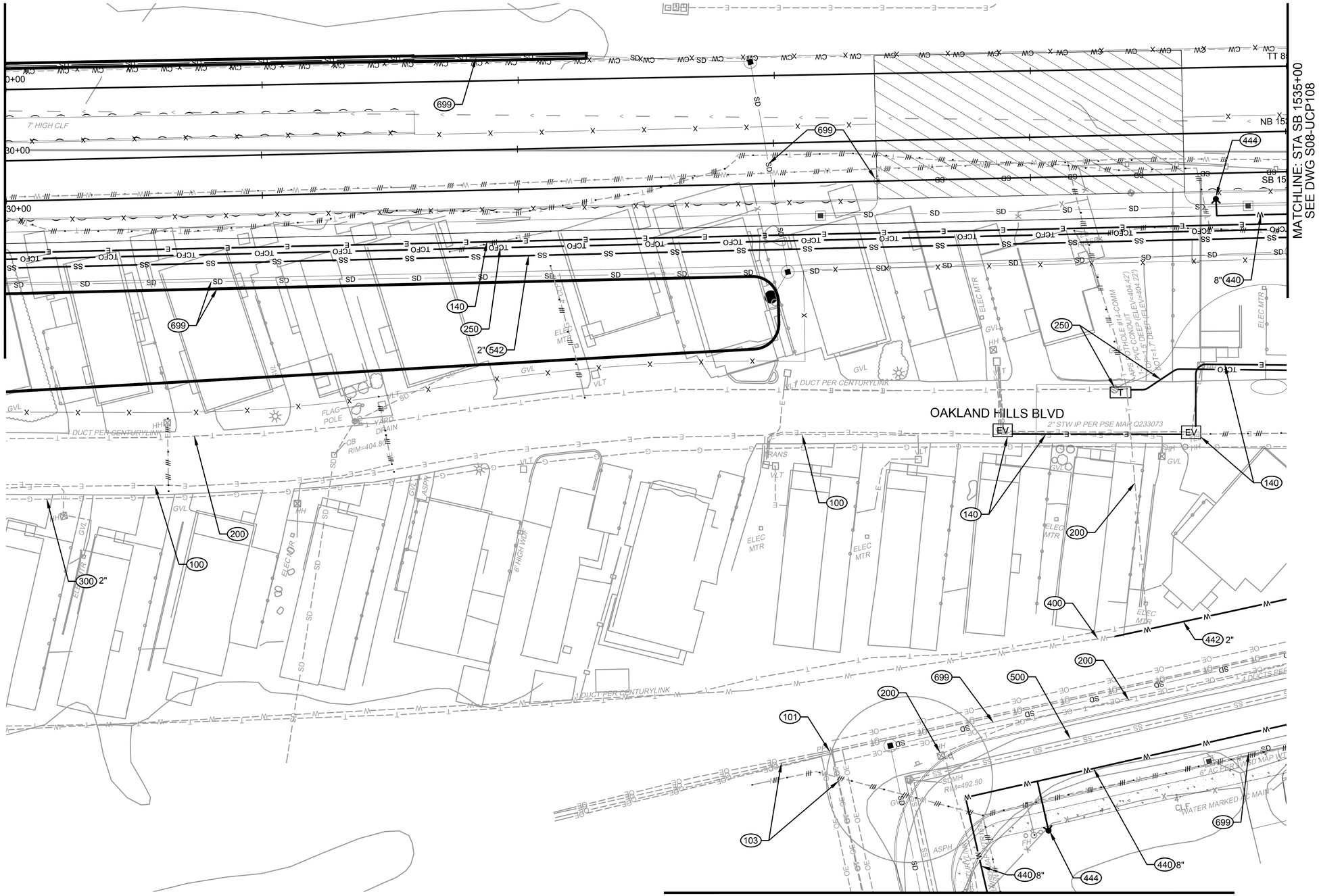

KEY NOTES:

(XXX) SEE SHEET S08-UZN100 THIS SET FOR UTILITY INSTALLATION DESCRIPTIONS AND DETAILS.

20 10 0 20 40
SCALE IN FEET

NOT FOR CONSTRUCTION

Refer to the plan set COVER drawing for disclaimers regarding this drawing.

AHJ: CITY OF FEDERAL WAY, LAKEHAVEN WATER AND SEWER DISTRICT

PACKAGE #

REFERENCE CONCEPT DRAWINGS

No.	DATE	DSN	CHK	APP	REVISION

DESIGNED BY: J. SANNON
DRAWN BY: E. HERRMANN
CHECKED BY: M. STARLING
APPROVED BY: P. LOPEZ-HILFIKER

PRELIMINARY

HDR

SUBMITTED BY: PABLO LOPEZ-HILFIKER
DATE: 2/27/2024
REVIEWED BY:
DATE: 2/27/2024

LINE IS 1" AT FULL SCALE

SOUNDTRANSIT

SCALE: 1"=20'
FILENAME: OMFS-S08-UCP101-124
CONTRACT No.: AE-0030-17
DATE: 2/27/2024

SOUND TRANSIT
PRELIMINARY ENGINEERING PLANS
OPERATIONS & MAINTENANCE FACILITY SOUTH
UTILITY
COMPOSITE UTILITY PLANS
STA SB1530+00 TO STA SB1535+00

DRAWING No.: S08-UCP107
FACILITY ID: S08
SHEET No.:
REV: 0

02/20/24 | 3:52 PM | JSANNON
C:\PWWORKING\WEST01\D2780551\OMFS-S08-UCP101-124.DWG

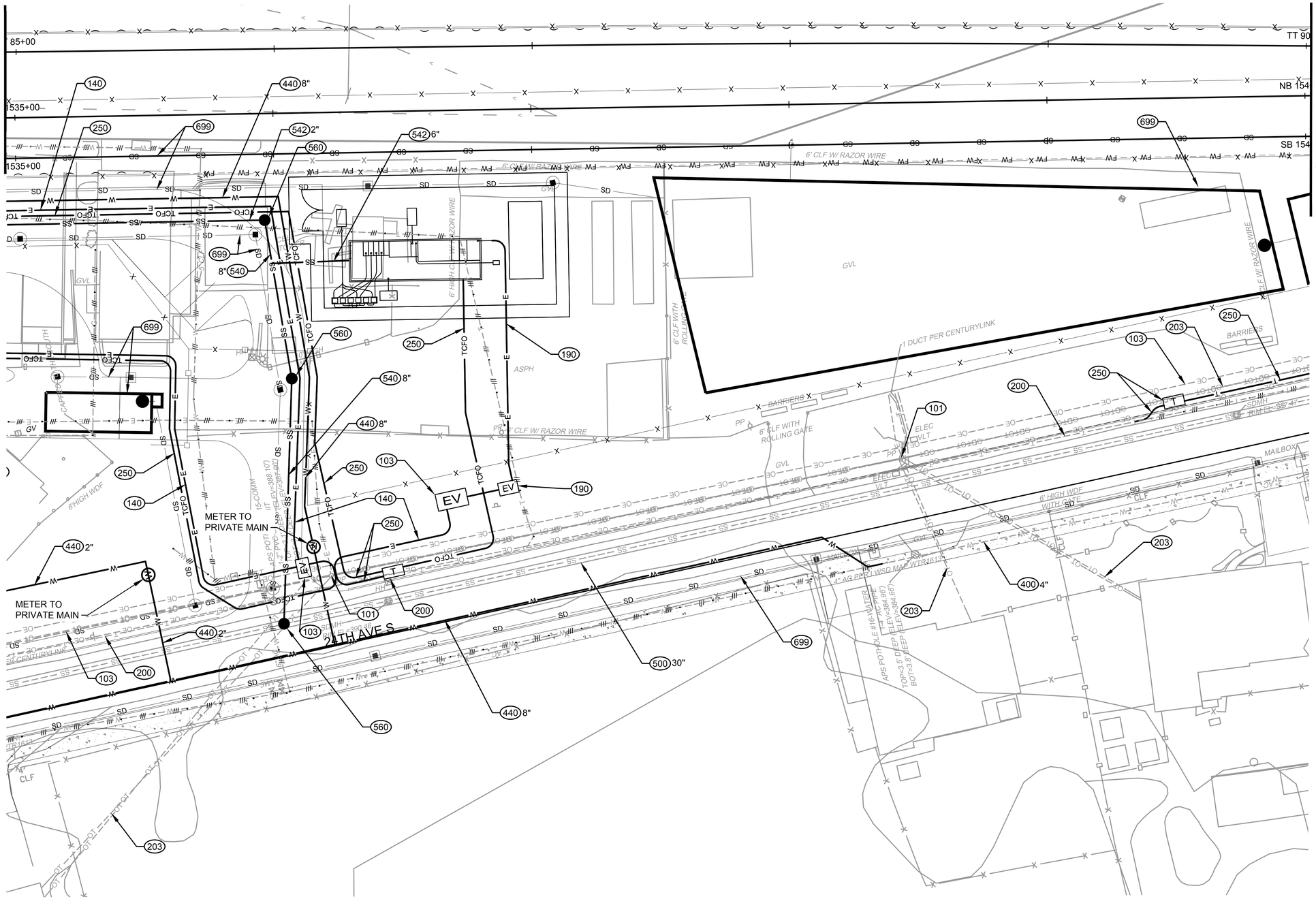

KEY NOTES:

(XXX) SEE SHEET S08-UZN100 THIS SET FOR UTILITY INSTALLATION DESCRIPTIONS AND DETAILS.

20 10 0 20 40
SCALE IN FEET

NOT FOR CONSTRUCTION

Refer to the plan set COVER drawing for disclaimers regarding this drawing.

AHJ: CITY OF FEDERAL WAY, LAKEHAVEN WATER AND SEWER DISTRICT

PACKAGE #

REFERENCE CONCEPT DRAWINGS

No.	DATE	DSN	CHK	APP	REVISION

DESIGNED BY: J. SANNON
DRAWN BY: E. HERRMANN
CHECKED BY: M. STARLING
APPROVED BY: P. LOPEZ-HILFIKER

PRELIMINARY

HDR

SUBMITTED BY: PABLO LOPEZ-HILFIKER
DATE: 2/27/2024
REVIEWED BY:
DATE: 2/27/2024

LINE IS 1" AT FULL SCALE

SOUNDTRANSIT

SCALE: 1"=20'
FILENAME: OMFS-S08-UCP101-124
CONTRACT No.: AE-0030-17
DATE: 2/27/2024

SOUND TRANSIT
PRELIMINARY ENGINEERING PLANS
OPERATIONS & MAINTENANCE FACILITY SOUTH

UTILITY
COMPOSITE UTILITY PLANS
STA SB1535+00 TO STA SB1540+00

DRAWING No.: S08-UCP108
FACILITY ID: S08
SHEET No.:
REV: 0

02/20/24 | 3:52 PM | JSANNON
C:\PWWORKING\WEST01\D2780551\OMFS-S08-UCP101-124.DWG

KEY NOTES:

(XXX) SEE SHEET S08-UZN100 THIS SET FOR UTILITY INSTALLATION DESCRIPTIONS AND DETAILS.

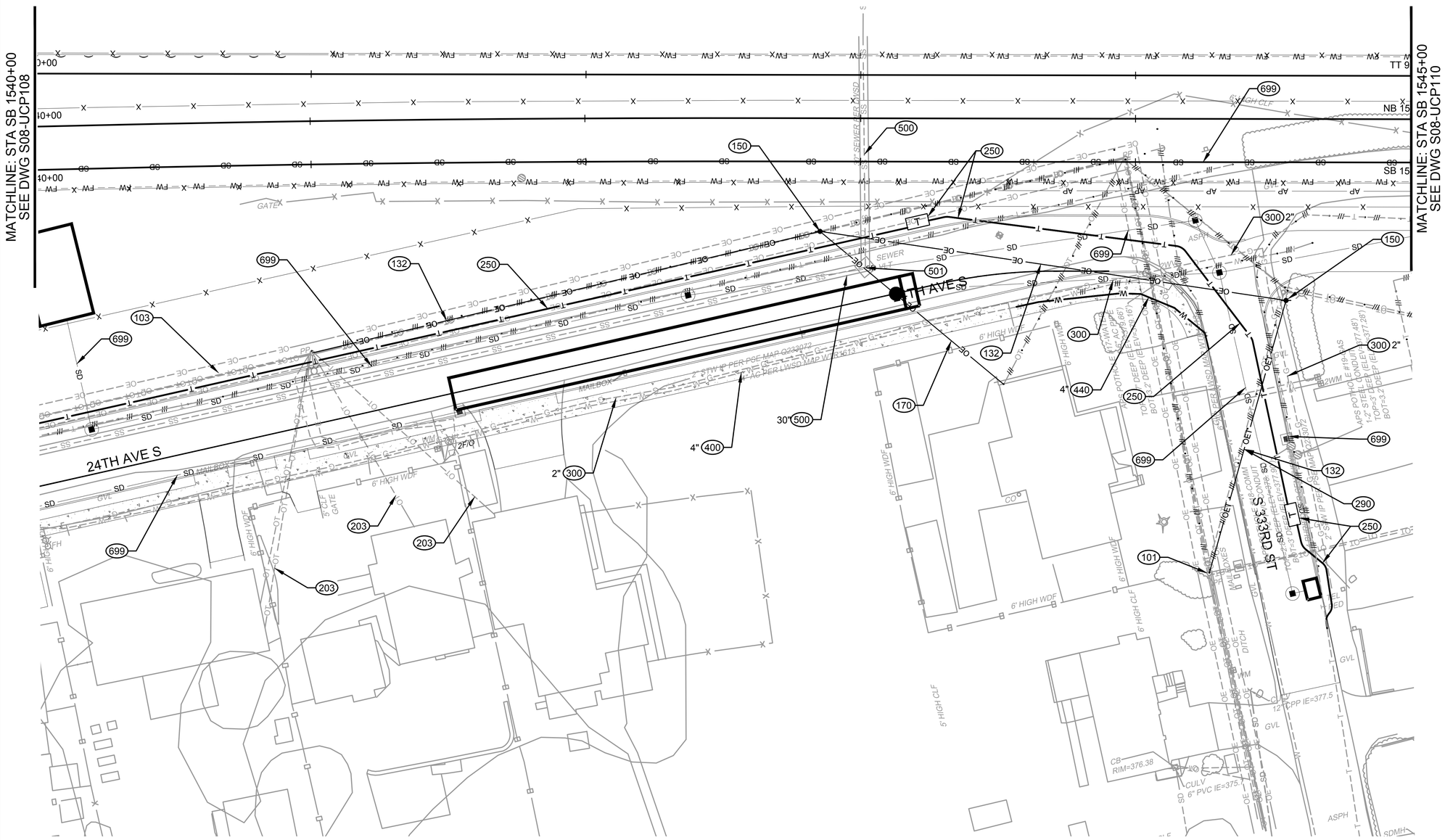

20 10 0 20 40

SCALE IN FEET

NOT FOR CONSTRUCTION

Refer to the plan set COVER drawing for disclaimers regarding this drawing.

AHJ: CITY OF FEDERAL WAY, LAKEHAVEN WATER AND SEWER DISTRICT

PACKAGE #

REFERENCE CONCEPT DRAWINGS

No.	DATE	DSN	CHK	APP	REVISION

DESIGNED BY: J. SANNON
DRAWN BY: E. HERRMANN
CHECKED BY: M. STARLING
APPROVED BY: P. LOPEZ-HILFIKER

PRELIMINARY

HDR

SUBMITTED BY: PABLO LOPEZ-HILFIKER
DATE: 2/27/2024
REVIEWED BY:
DATE: 2/27/2024

LINE IS 1" AT FULL SCALE

SOUNDTRANSIT

SCALE: 1"=20'
FILENAME: OMFS-S08-UCP101-124
CONTRACT No.: AE-0030-17
DATE: 2/27/2024

SOUND TRANSIT
PRELIMINARY ENGINEERING PLANS
OPERATIONS & MAINTENANCE FACILITY SOUTH

UTILITY
COMPOSITE UTILITY PLANS
STA SB1540+00 TO STA SB1545+00

DRAWING No.: S08-UCP109
FACILITY ID: S08
SHEET No.:
REV: 0

02/20/24 | 3:53 PM | JSANNON
C:\PWWORKING\WEST01\D2780551\OMFS-S08-UCP101-124.DWG

KEY NOTES:

(XXX) SEE SHEET S08-UZN100 THIS SET FOR UTILITY INSTALLATION DESCRIPTIONS AND DETAILS.

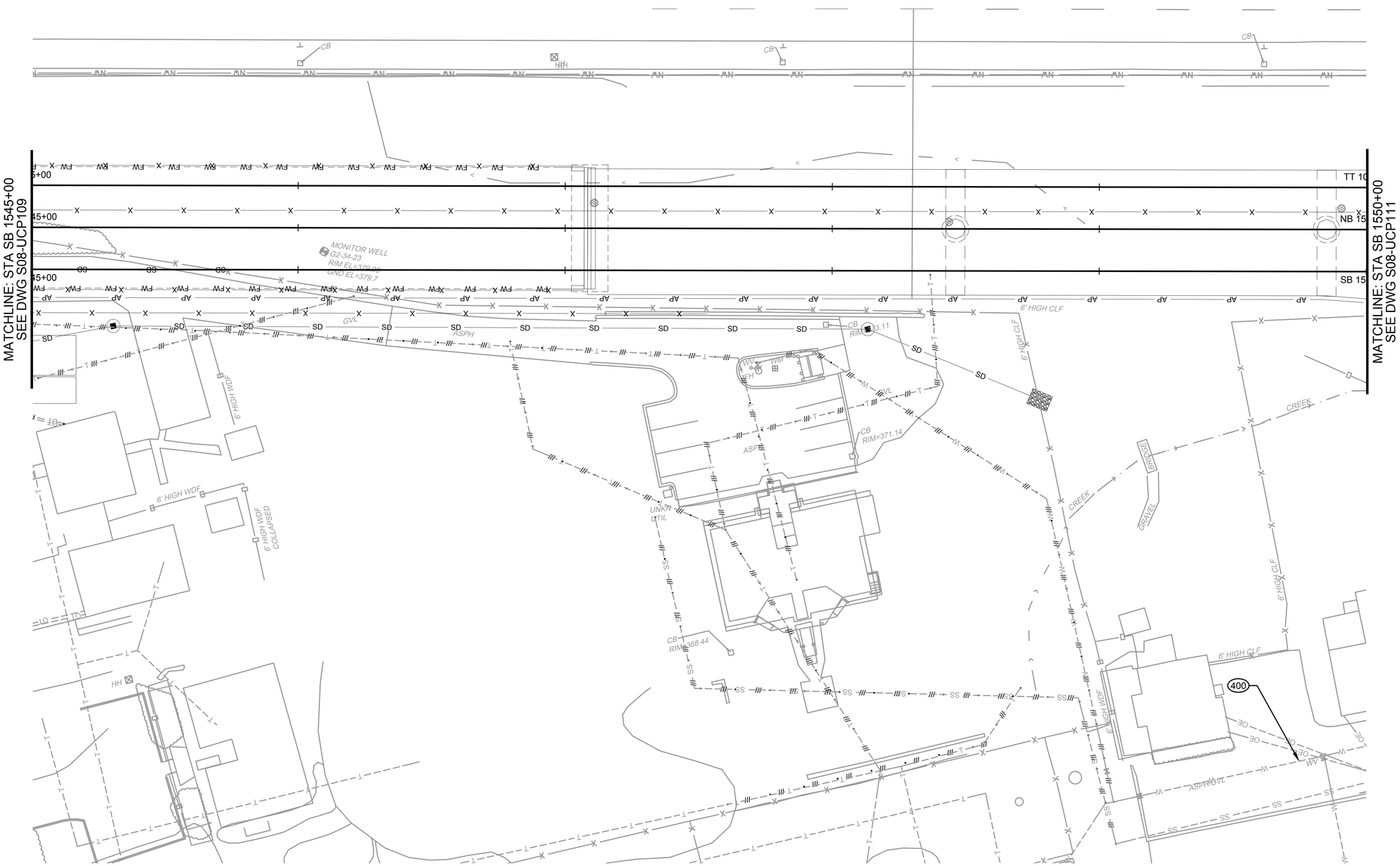

20 10 0 20 40

SCALE IN FEET

NOT FOR CONSTRUCTION

Refer to the plan set COVER drawing for disclaimers regarding this drawing.

AHJ: CITY OF FEDERAL WAY, LAKEHAVEN WATER AND SEWER DISTRICT

PACKAGE #

REFERENCE CONCEPT DRAWINGS

No.	DATE	DSN	CHK	APP	REVISION

DESIGNED BY: J. SANNON
DRAWN BY: E. HERRMANN
CHECKED BY: M. STARLING
APPROVED BY: P. LOPEZ-HILFIKER

PRELIMINARY

HDR

SUBMITTED BY: PABLO LOPEZ-HILFIKER
DATE: 2/27/2024
REVIEWED BY:
DATE: 2/27/2024

LINE IS 1" AT FULL SCALE

SOUNDTRANSIT

SCALE: 1"=20'
FILENAME: OMFS-S08-UCP101-124
CONTRACT No.: AE-0030-17
DATE: 2/27/2024

SOUND TRANSIT
PRELIMINARY ENGINEERING PLANS
OPERATIONS & MAINTENANCE FACILITY SOUTH

UTILITY
COMPOSITE UTILITY PLANS
STA SB1545+00 TO STA SB1550+00

DRAWING No.: S08-UCP110
FACILITY ID: S08
SHEET No.:
REV: 0

02/20/24 | 3:53 PM | JSANNON
C:\PWW\ORKING\WEST01\D2780551\OMFS-S08-UCP101-124.DWG

KEY NOTES:

(XXX) SEE SHEET S08-UZN100 THIS SET FOR UTILITY INSTALLATION DESCRIPTIONS AND DETAILS.

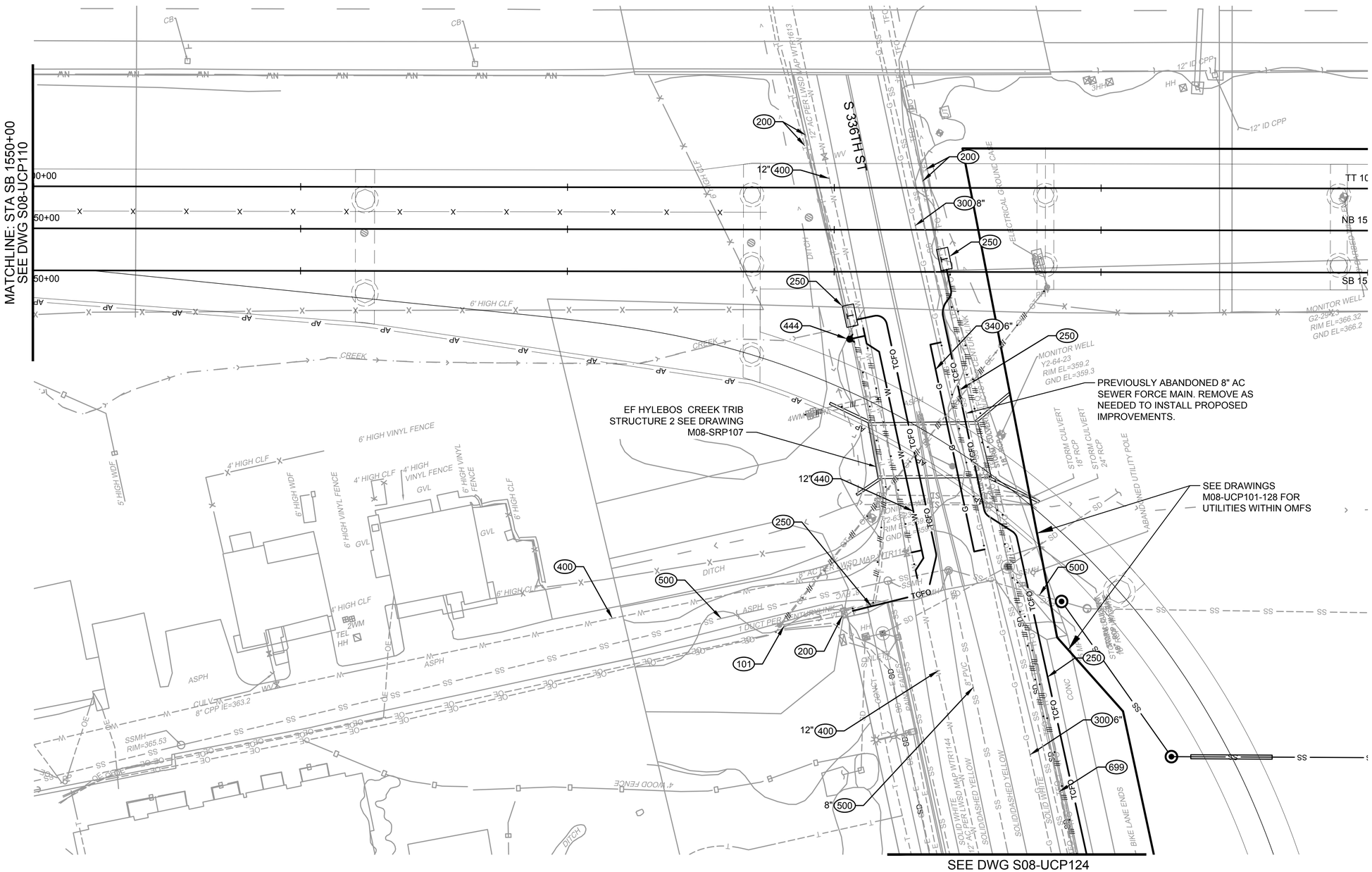

20 10 0 20 40
SCALE IN FEET

NOT FOR CONSTRUCTION

Refer to the plan set COVER drawing for disclaimers regarding this drawing.

AHJ: CITY OF FEDERAL WAY, LAKEHAVEN WATER AND SEWER DISTRICT

PACKAGE #

REFERENCE CONCEPT DRAWINGS

No.	DATE	DSN	CHK	APP	REVISION

DESIGNED BY: J. SANNON
DRAWN BY: E. HERRMANN
CHECKED BY: M. STARLING
APPROVED BY: P. LOPEZ-HILFIKER

PRELIMINARY

HDR

SUBMITTED BY: PABLO LOPEZ-HILFIKER
DATE: 2/27/2024
REVIEWED BY:
DATE: 2/27/2024

LINE IS 1" AT FULL SCALE

SOUNDTRANSIT

SCALE: 1"=20'
FILENAME: OMFS-S08-UCP101-124
CONTRACT No.: AE-0030-17
DATE: 2/27/2024

SOUND TRANSIT
PRELIMINARY ENGINEERING PLANS
OPERATIONS & MAINTENANCE FACILITY SOUTH

UTILITY
COMPOSITE UTILITY PLANS
STA SB1550+00 TO STA SB1555+00

DRAWING No.: S08-UCP111
FACILITY ID: S08
SHEET No.:
REV: 0

02/20/24 | 3:53 PM | JSANNON
C:\PW\WORKING\WEST01\D2780551\OMFS-S08-UCP101-124.DWG

SEE DWG S08-UCP107

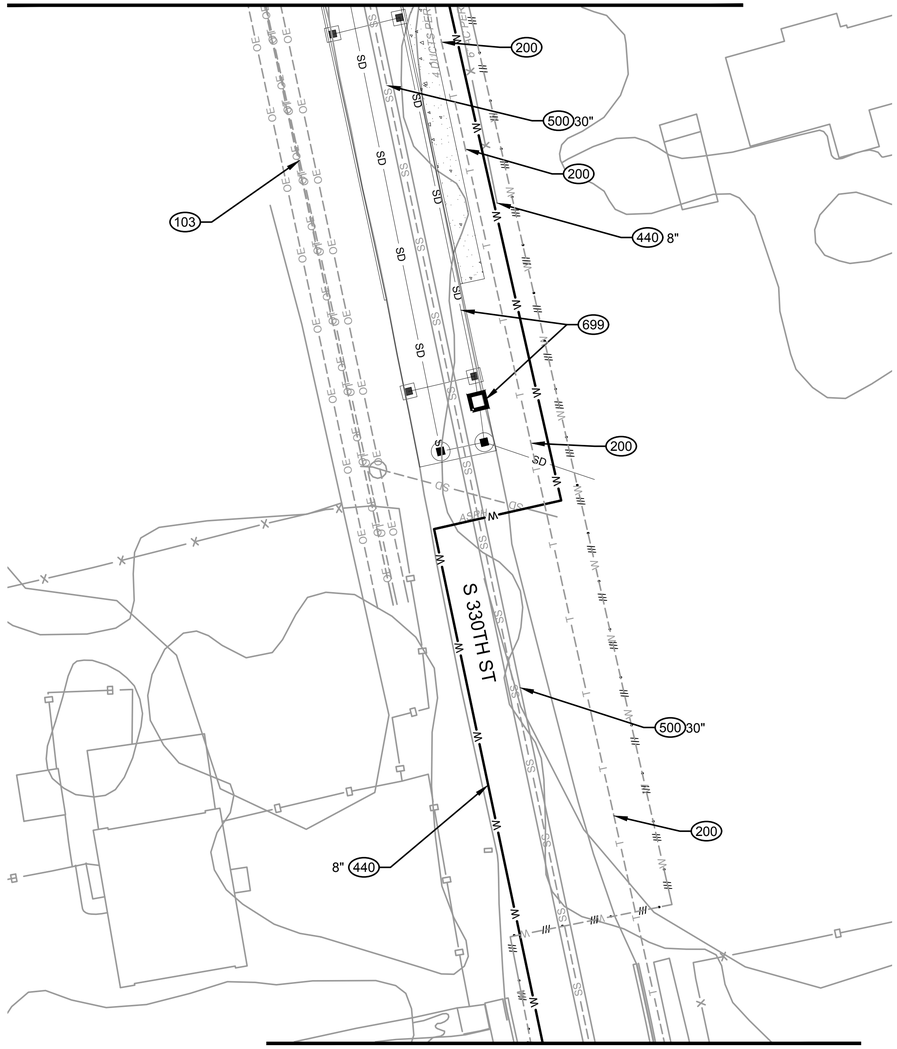

SEE RIGHT

SEE LEFT

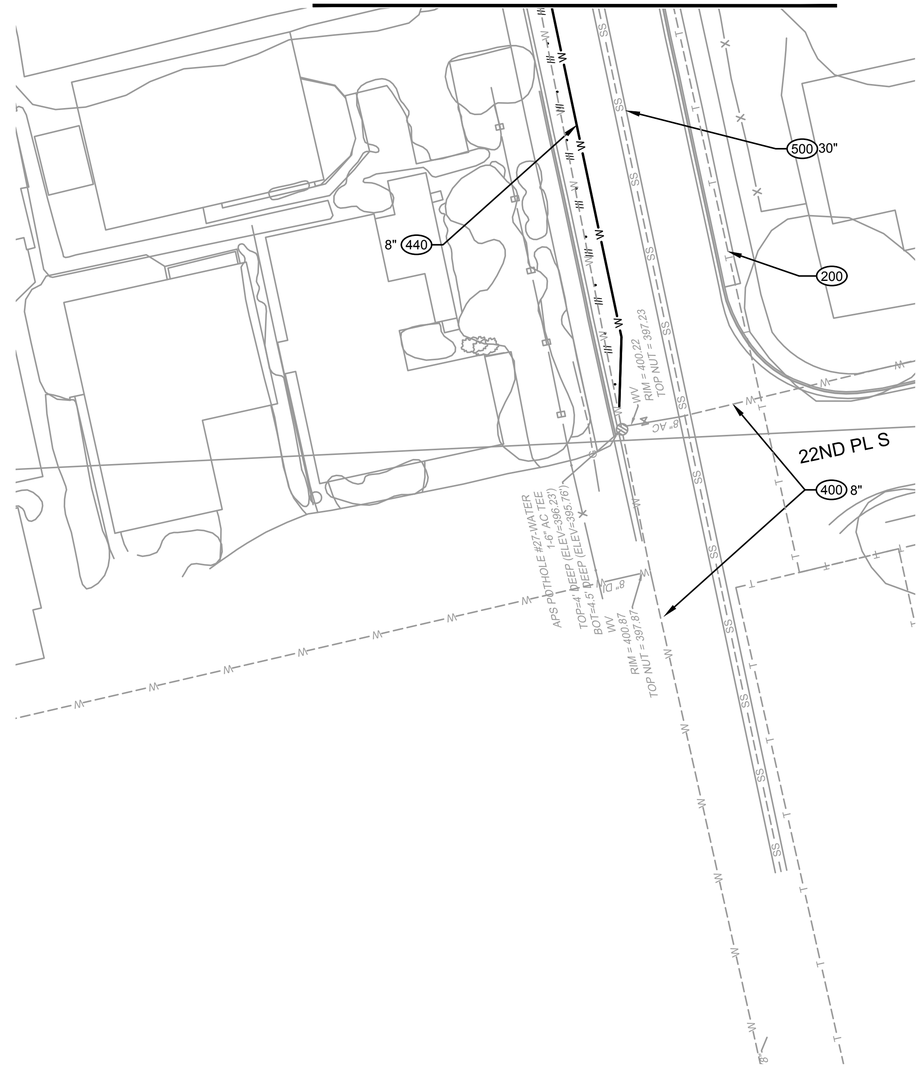

KEY NOTES:

(XXX) SEE SHEET S08-UZN100 THIS SET FOR UTILITY INSTALLATION DESCRIPTIONS AND DETAILS.

20 10 0 20 40

SCALE IN FEET

NOT FOR CONSTRUCTION

Refer to the plan set COVER drawing for disclaimers regarding this drawing.

AHJ: CITY OF FEDERAL WAY, LAKEHAVEN WATER AND SEWER DISTRICT

PACKAGE #

REFERENCE CONCEPT DRAWINGS

No.	DATE	DSN	CHK	APP	REVISION

DESIGNED BY: J. SANNON
DRAWN BY: E. HERRMANN
CHECKED BY: M. STARLING
APPROVED BY: P. LOPEZ-HILFIKER

PRELIMINARY

HDR

SUBMITTED BY: PABLO LOPEZ-HILFIKER
DATE: 2/27/2024
REVIEWED BY:
DATE: 2/27/2024

LINE IS 1" AT FULL SCALE

SOUNDTRANSIT

SCALE: 1"=20'
FILENAME: OMFS-S08-UCP101-124
CONTRACT No.: AE-0030-17
DATE: 2/27/2024

SOUND TRANSIT
PRELIMINARY ENGINEERING PLANS
OPERATIONS & MAINTENANCE FACILITY SOUTH

UTILITY
COMPOSITE UTILITY PLANS

DRAWING No.: S08-UCP118
FACILITY ID: S08
SHEET No.:
REV: 0

02/20/24 3:53 PM | JSANNON
C:\PWWORKING\WEST01\D2780551\OMFS-S08-UCP101-124.DWG

KEY NOTES:

(XXX) SEE SHEET S08-UZN100 THIS SET FOR UTILITY INSTALLATION DESCRIPTIONS AND DETAILS.

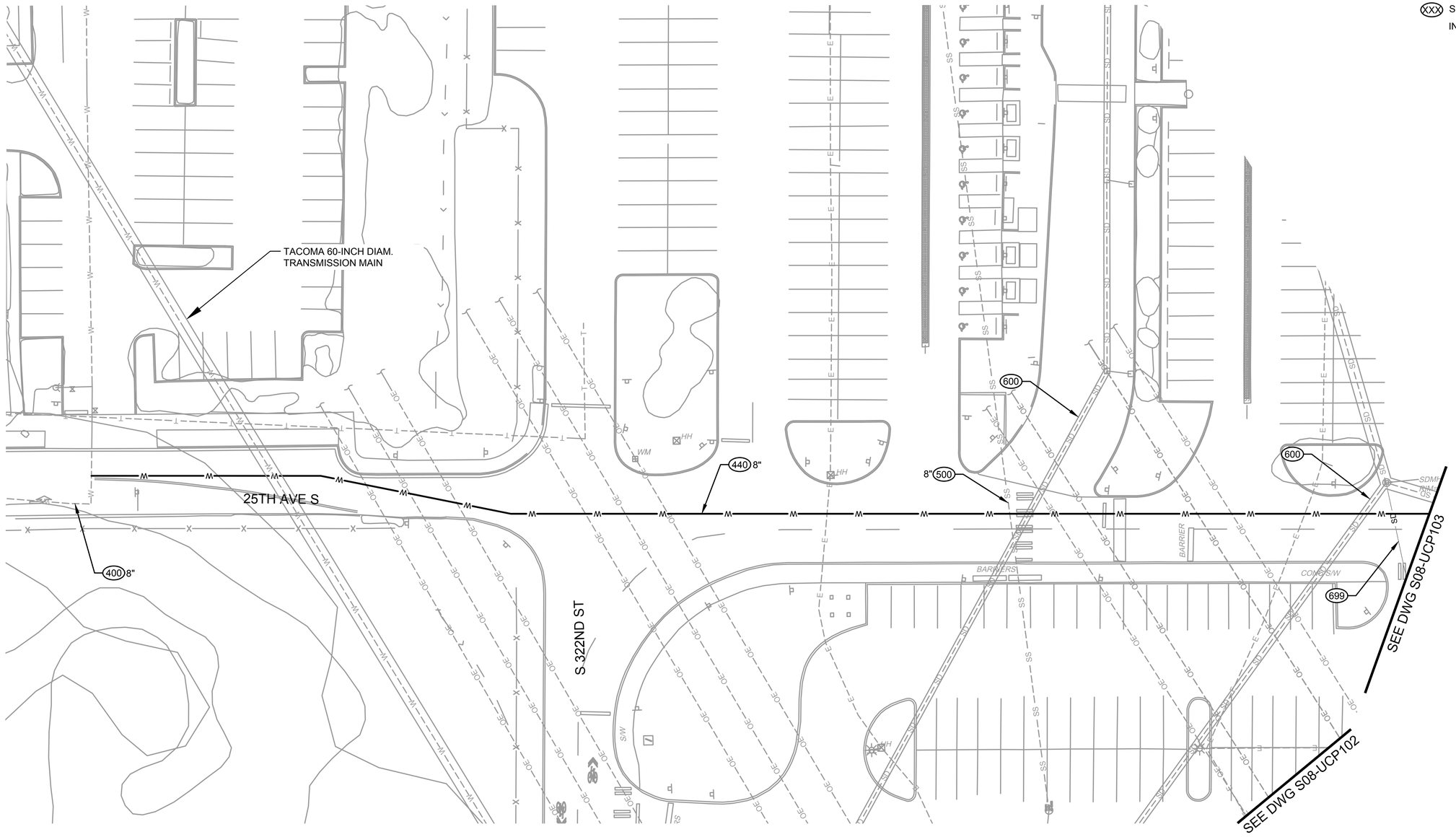

20 10 0 20 40
SCALE IN FEET

NOT FOR CONSTRUCTION

Refer to the plan set COVER drawing for disclaimers regarding this drawing.

AHJ: CITY OF FEDERAL WAY, LAKEHAVEN WATER AND SEWER DISTRICT

PACKAGE #

REFERENCE CONCEPT DRAWINGS

No.	DATE	DSN	CHK	APP	REVISION

DESIGNED BY: J. SANNON
DRAWN BY: E. HERRMANN
CHECKED BY: M. STARLING
APPROVED BY: P. LOPEZ-HILFIKER

PRELIMINARY

HDR

SUBMITTED BY: PABLO LOPEZ-HILFIKER
DATE: 2/27/2024
REVIEWED BY:
DATE: 2/27/2024

LINE IS 1" AT FULL SCALE

SOUNDTRANSIT

SCALE: 1"=20'
FILENAME: OMFS-S08-UCP101-124
CONTRACT No.: AE-0030-17
DATE: 2/27/2024

SOUND TRANSIT
PRELIMINARY ENGINEERING PLANS
OPERATIONS & MAINTENANCE FACILITY SOUTH

UTILITY
COMPOSITE UTILITY PLANS

DRAWING No.: S08-UCP120
FACILITY ID: S08
SHEET No.:
REV: 0

02/20/24 | 3:53 PM | JSANNON
C:\PWWORKING\WEST01\D2780551\OMFS-S08-UCP101-124.DWG

KEY NOTES:

(XXX) SEE SHEET S08-UZN100 THIS SET FOR UTILITY INSTALLATION DESCRIPTIONS AND DETAILS.

20 10 0 20 40

SCALE IN FEET

NOT FOR CONSTRUCTION

Refer to the plan set COVER drawing for disclaimers regarding this drawing.

AHJ: CITY OF FEDERAL WAY, LAKEHAVEN WATER AND SEWER DISTRICT

PACKAGE #

REFERENCE CONCEPT DRAWINGS

No.	DATE	DSN	CHK	APP	REVISION

DESIGNED BY: J. SANNON
DRAWN BY: E. HERRMANN
CHECKED BY: M. STARLING
APPROVED BY: P. LOPEZ-HILFIKER

PRELIMINARY

HDR

SUBMITTED BY: PABLO LOPEZ-HILFIKER
DATE: 2/27/2024
REVIEWED BY:
DATE: 2/27/2024

LINE IS 1" AT FULL SCALE

SOUNDTRANSIT

SCALE: 1"=20'
FILENAME: OMFS-S08-UCP101-124
CONTRACT No.: AE-0030-17
DATE: 2/27/2024

SOUND TRANSIT
PRELIMINARY ENGINEERING PLANS
OPERATIONS & MAINTENANCE FACILITY SOUTH

UTILITY
COMPOSITE UTILITY PLANS

DRAWING No.: S08-UCP121
FACILITY ID: S08
SHEET No.:
REV: 0

02/20/24 | 3:53 PM | JSANNON
C:\PWWORKING\WEST01\D2780551\OMFS-S08-UCP101-124.DWG

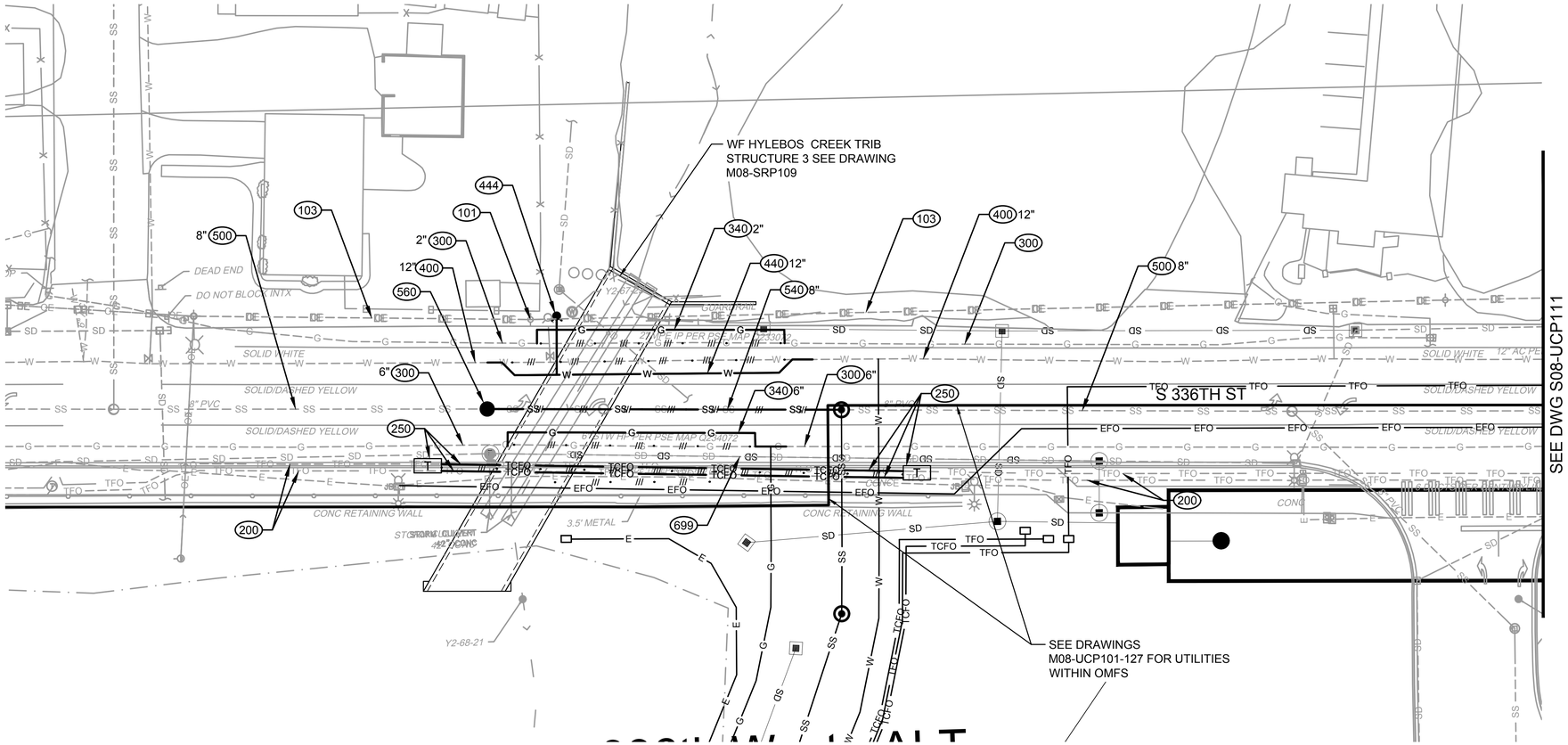

KEY NOTES:

(XXX) SEE SHEET S08-UZN100 THIS SET FOR UTILITY INSTALLATION DESCRIPTIONS AND DETAILS.

N

20 10 0 20 40

SCALE IN FEET

NOT FOR CONSTRUCTION

Refer to the plan set COVER drawing for disclaimers regarding this drawing.

AHJ: CITY OF FEDERAL WAY, LAKEHAVEN WATER AND SEWER DISTRICT

PACKAGE #

REFERENCE CONCEPT DRAWINGS

No.	DATE	DSN	CHK	APP	REVISION

DESIGNED BY: J. SANNON
DRAWN BY: E. HERRMANN
CHECKED BY: M. STARLING
APPROVED BY: P. LOPEZ-HILFIKER

PRELIMINARY

HDR

SUBMITTED BY: PABLO LOPEZ-HILFIKER
DATE: 2/27/2024
REVIEWED BY:
DATE: 2/27/2024

LINE IS 1" AT FULL SCALE

SOUNDTRANSIT

SCALE: 1"=20'
FILENAME: OMFS-S08-UCP101-124
CONTRACT No.: AE-0030-17
DATE: 2/27/2024

SOUND TRANSIT
PRELIMINARY ENGINEERING PLANS
OPERATIONS & MAINTENANCE FACILITY SOUTH

UTILITY
COMPOSITE UTILITY PLANS

DRAWING No.: S08-UCP124
FACILITY ID: S08
SHEET No.:
REV: 0

02/20/24 | 3:54 PM | JSANNON
C:\PWWORKING\WEST01\D2780551\OMFS-S08-UCP101-124.DWG

SEE DWG S08-UCP103

KEY NOTES:

(XXX) SEE SHEET S08-UZN100 THIS SET FOR UTILITY INSTALLATION DESCRIPTIONS AND DETAILS.

20 10 0 20 40

SCALE IN FEET

NOT FOR CONSTRUCTION

Refer to the plan set COVER drawing for disclaimers regarding this drawing.

AHJ: CITY OF FEDERAL WAY, LAKEHAVEN WATER AND SEWER DISTRICT

PACKAGE #

REFERENCE CONCEPT DRAWINGS

No.	DATE	DSN	CHK	APP	REVISION

DESIGNED BY: J. SANNON
DRAWN BY: E. HERRMANN
CHECKED BY: M. STARLING
APPROVED BY: P. LOPEZ-HILFIKER

PRELIMINARY

HDR

SUBMITTED BY: PABLO LOPEZ-HILFIKER
DATE: 2/27/2024
REVIEWED BY:
DATE: 2/27/2024

LINE IS 1" AT FULL SCALE

SOUNDTRANSIT

SCALE: 1"=20'
FILENAME: OMFS-S08-UCP101-124
CONTRACT No.: AE-0030-17
DATE: 2/27/2024

SOUND TRANSIT
PRELIMINARY ENGINEERING PLANS
OPERATIONS & MAINTENANCE FACILITY SOUTH

UTILITY
COMPOSITE UTILITY PLANS

DRAWING No.: S08-UCP126
FACILITY ID: S08
SHEET No.:
REV: 0

02/20/24 | 3:54 PM | JSANNON
C:\PWWORKING\WEST01\D2780551\OMFS-S08-UCP101-124.DWG

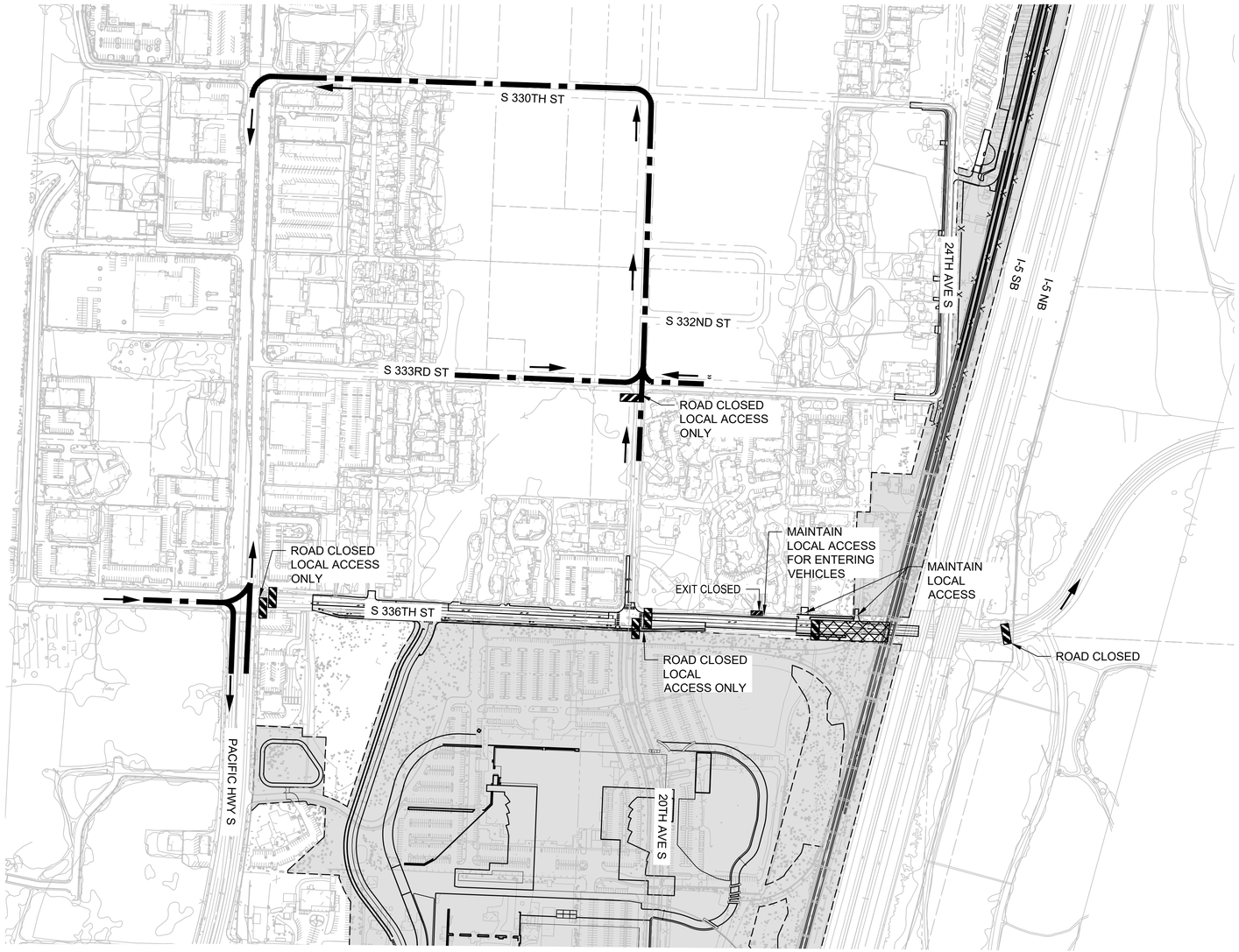

GENERAL NOTES

1. PERIODIC SHORT TERM FULL CLOSURES MAY BE REQUIRED.
2. DURATION OF CLOSURES OR RESTRICTIONS TO BE COORDINATED WITH THE CITY OF FEDERAL WAY.

LEGEND

- PROJECT DETOUR ROUTE SEE S08-CHP SHEETS
- WORK ZONE AREA
- DIRECTION OF TRAFFIC
- TYPE 3 BARRICADE
- LOCAL DETOUR ROUTE

ACTIVITIES THAT REQUIRE CLOSURE/DETOUR

1. ROAD CLOSURE IS FOR CONSTRUCTION OF OVERHEAD STRUCTURE ACROSS S336TH ST.
2. OVERALL DETOUR ROUTE TO REMAIN SAME. SEE S08-CHP SHEETS.

N

250 125 0 250 500

SCALE IN FEET

NOT FOR CONSTRUCTION

Refer to the plan set COVER drawing for disclaimers regarding this drawing.

REFERENCE CONCEPT DRAWINGS

No.	DATE	DSN	CHK	APP	REVISION

DESIGNED BY: A. NAIR
DRAWN BY: A. NAIR
CHECKED BY: C. SCHOTT
APPROVED BY: P. LOPEZ-HILFIKER

AHJ:

PRELIMINARY — E. CHARLES SCHOTT, STATE OF WASHINGTON, 53242, REGISTERED PROFESSIONAL ENGINEER

HDR

SUBMITTED BY: PABLO LOPEZ-HILFIKER
DATE: 02/23/2024
REVIEWED BY:
DATE: 02/23/2023

LINE IS 1" AT FULL SCALE

SOUNDTRANSIT

PACKAGE #

SCALE: 1"=250'
FILENAME: OMFS-S08-TCP101-103
CONTRACT No.: AE-0030-17
DATE: 02/23/2024

SOUND TRANSIT
PRELIMINARY ENGINEERING PLANS
OPERATIONS & MAINTENANCE FACILITY SOUTH

TRAFFIC
TRAFFIC CONTROL PLAN
ROAD CLOSURE FOR S 336TH ST

DRAWING No.: S08-TCP101
FACILITY ID: S08
SHEET No.:
REV: 0

02/23/24 | 10:47 AM | NAIRAJA
C:\PWWORKING\WEST01\D3099012\OMFS-S08-TCP101-103.DWG

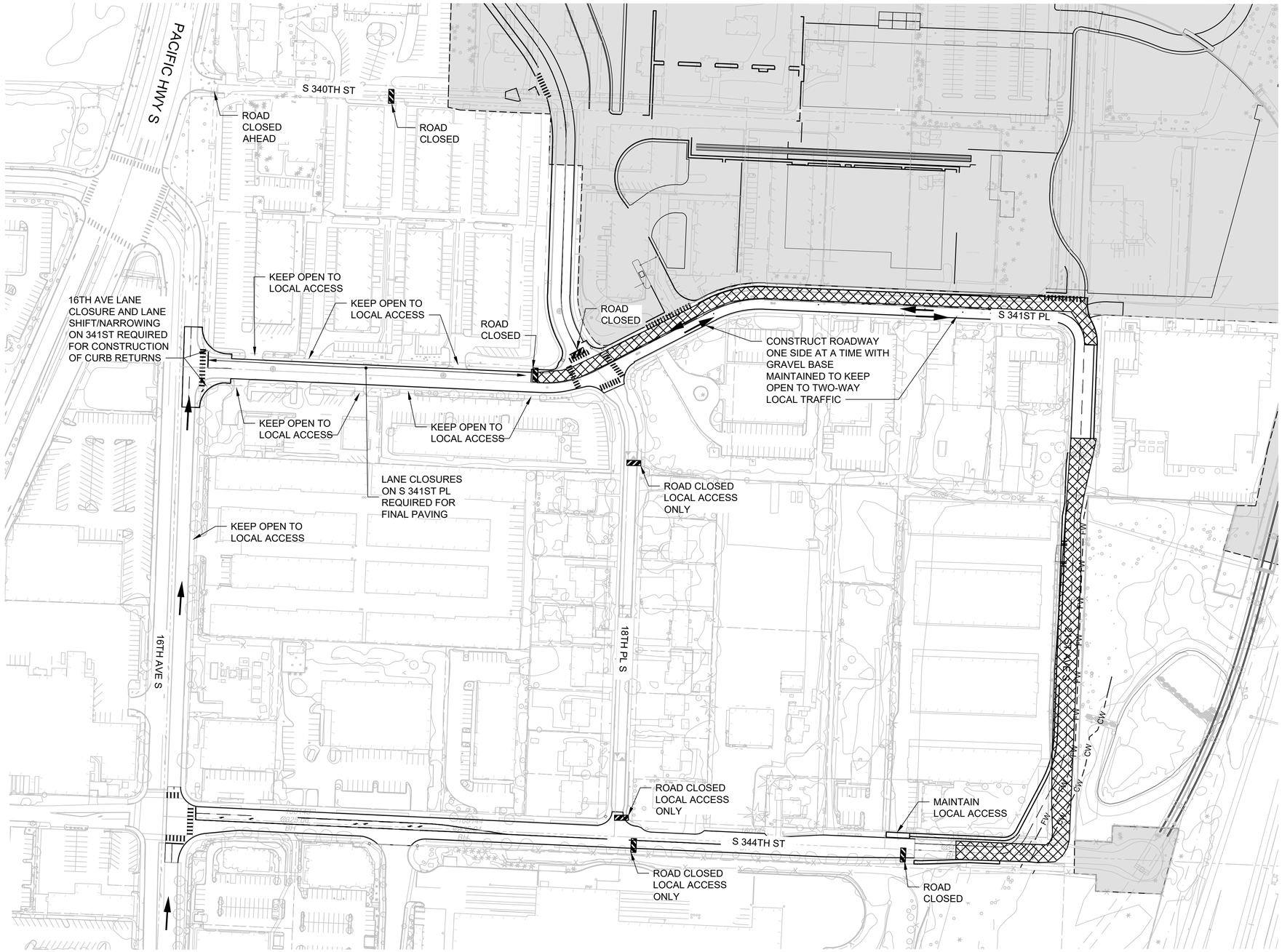

GENERAL NOTES

1. PERIODIC SHORT TERM FULL CLOSURES MAY BE REQUIRED.
2. DURATION OF CLOSURES OR RESTRICTIONS TO BE COORDINATED WITH THE CITY OF FEDERAL WAY.

LEGEND

- PROJECT DETOUR ROUTE SEE S08-CHP SHEETS
- WORK ZONE AREA
- DIRECTION OF TRAFFIC
- TYPE 3 BARRICADE
- LOCAL DETOUR ROUTE

ACTIVITIES THAT REQUIRE CLOSURE/DETOUR

1. ROAD CLOSURE IS FOR CONSTRUCTION OF NORTH HALF OF S 341ST PL AND SOUTH EXTENSION OF 21ST AVE S.
2. OVERALL DETOUR ROUTE TO REMAIN SAME. SEE S08-CHP SHEETS.

N

100 50 0 100 200
SCALE IN FEET

NOT FOR CONSTRUCTION

Refer to the plan set COVER drawing for disclaimers regarding this drawing.

REFERENCE CONCEPT DRAWINGS

No.	DATE	DSN	CHK	APP	REVISION

DESIGNED BY: A. NAIR
DRAWN BY: A. NAIR
CHECKED BY: C. SCHOTT
APPROVED BY: P. LOPEZ-HILFIKER

AHJ:

PRELIMINARY — E. CHARLES SCHOTT, STATE OF WASHINGTON, 53242, REGISTERED PROFESSIONAL ENGINEER

HDR

SUBMITTED BY: PABLO LOPEZ-HILFIKER
DATE: 02/23/2024
REVIEWED BY:
DATE: 02/23/2024

LINE IS 1" AT FULL SCALE

SOUNDTRANSIT

PACKAGE #

SCALE: 1"=200'
FILENAME: OMFS-S08-TCP101-103
CONTRACT No.: AE-0030-17
DATE: 02/23/2024

SOUND TRANSIT
PRELIMINARY ENGINEERING PLANS
OPERATIONS & MAINTENANCE FACILITY SOUTH

TRAFFIC
TRAFFIC CONTROL PLAN
ROAD CLOSURE FOR S 341ST ST/21ST AVE

DRAWING No.: S08-TCP102
FACILITY ID: S08
SHEET No.:
REV: 0

02/23/24 | 10:12 AM | NAIRAJA
C:\PWWORKING\WEST01\D3099012\OMFS-S08-TCP101-103.DWG

GENERAL NOTES

1. PERIODIC SHORT TERM FULL CLOSURES MAY BE REQUIRED.
2. DURATION OF CLOSURES OR RESTRICTIONS TO BE COORDINATED WITH THE CITY OF FEDERAL WAY.

LEGEND

- PROJECT DETOUR ROUTE SEE S08-CHP SHEETS
- WORK ZONE AREA
- DIRECTION OF TRAFFIC
- TYPE 3 BARRICADE
- LOCAL DETOUR ROUTE

ACTIVITIES THAT REQUIRE CLOSURE/DETOUR

1. ROAD CLOSURE IS FOR CONSTRUCTION OF OVERHEAD STRUCTURE ALONG 23RD AVE S.
2. OVERALL DETOUR ROUTE TO REMAIN SAME. SEE S08-CHP SHEETS.

N

150 75 0 150 300
SCALE IN FEET

NOT FOR CONSTRUCTION

Refer to the plan set COVER drawing for disclaimers regarding this drawing.

REFERENCE CONCEPT DRAWINGS

No.	DATE	DSN	CHK	APP	REVISION

DESIGNED BY: A. NAIR
DRAWN BY: A. NAIR
CHECKED BY: C. SCHOTT
APPROVED BY: P. LOPEZ-HILFIKER

AHJ:

PRELIMINARY — E. CHARLES SCHOTT, STATE OF WASHINGTON, 43242, REGISTERED PROFESSIONAL ENGINEER

HDR

SUBMITTED BY: PABLO LOPEZ-HILFIKER
DATE: 02/23/2024
REVIEWED BY:
DATE: 02/23/2023

LINE IS 1" AT FULL SCALE

SOUNDTRANSIT

PACKAGE #

SCALE: 1"=150'
FILENAME: OMFS-S08-TCP101-103
CONTRACT No.: AE-0030-17
DATE: 02/23/2024

SOUND TRANSIT
PRELIMINARY ENGINEERING PLANS
OPERATIONS & MAINTENANCE FACILITY SOUTH
TRAFFIC
TRAFFIC CONTROL PLAN
ROAD CLOSURE FOR 23RD AVE/PARK AND RIDE ACCESS

DRAWING No.: S08-TCP103
FACILITY ID: S08
SHEET No.:
REV: 0

02/23/24 | 10:44 AM | NAIRAJA
C:\PWWORKING\WEST01\D3099012\OMFS-S08-TCP101-103.DWG