

WELCOME TO FINAL DESIGN

EAST LINK EXTENSION

The purpose of tonight's meeting is to:

- Provide an opportunity for the community to meet with Sound Transit's team of engineers, architects, planners and community outreach staff
- Present and gather comments on updated design plans for the East Main Station Segment, from SE 4th Street to Main Street, including the East Main Station
- Share information about what to expect during the final design process and how to stay informed



Agenda

5-7 p.m. Open house

- Meet with project staff and view display boards and graphics featuring information about final design and design plans for the East Main Station Segment of East Link Extension

5:30 p.m. Overview presentation

7 p.m. Meeting adjourns

Feb 2014

SUSTAINABILITY

EAST LINK EXTENSION

At Sound Transit, our most important job is moving people out of their cars and onto buses and trains.

Our framework for sustainability:

- **People** Help people move freely by increasing the availability and use of regional transit
- **Planet** Promote environmental stewardship and conserve natural resources
- **Prosperity** Maximize agency efficiency and enable people and businesses to save time and money

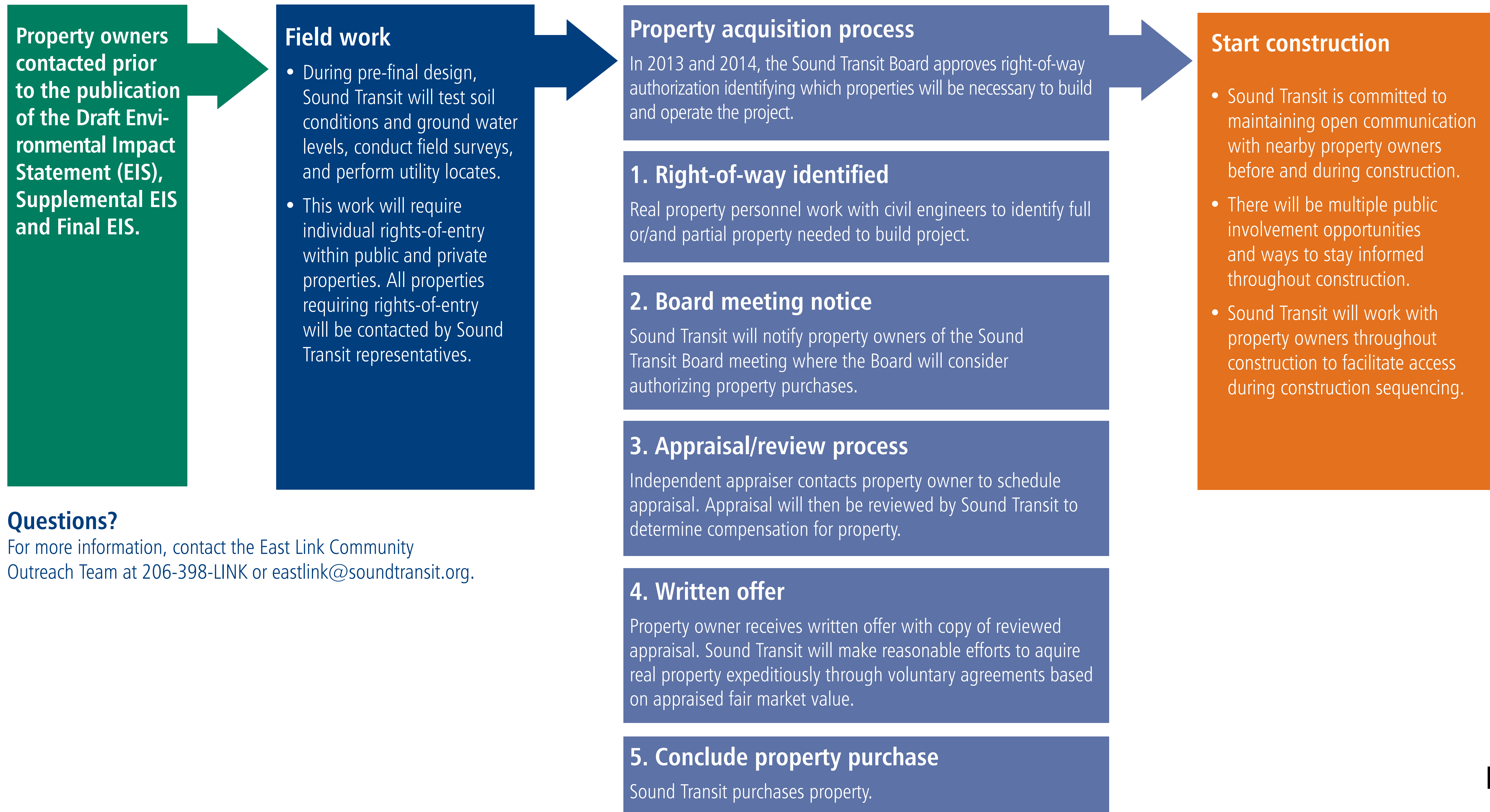
Sound Transit is always looking for ways to apply sustainable design principles to our projects, including using renewable construction materials, natural drainage solutions and maximizing natural light at stations.



Feb 2014

HOW WILL SOUND TRANSIT WORK WITH PROPERTY OWNERS?

EAST LINK EXTENSION



Questions?

For more information, contact the East Link Community Outreach Team at 206-398-LINK or eastlink@soundtransit.org.

EAST MAIN STATION SEGMENT OVERVIEW

EAST LINK EXTENSION



Benefits:

- Provides access to high quality, frequent transit service that operates 20 hours per day
- Approximately 2,500 daily boardings (2030)
- Increases travel options for surrounding residents and employees, consistent with City of Bellevue transportation goals

Travel times (from East Main Station)

- International District/Chinatown = 16 minutes
- University of Washington = 27 minutes
- SeaTac Airport = 52 minutes (with transfer at International District Station)
- Overlake Transit Center = 14 minutes

TYPICAL LIGHT RAIL CONSTRUCTION SEQUENCE

EAST LINK EXTENSION

East Link construction includes building at-grade, elevated, and tunnel light rail infrastructure

2015 and 2016
Construction begins

2023
Open for service



Relocate utilities

Utility relocation work includes replacing aging utilities in the project area and relocating utilities so they can be accessed for maintenance and repair.

Prepare the work zone

Crews must clear buildings and soil and prepare the work zone for East Link construction crews. This includes erecting barriers and fencing to keep the work zone safe.

Build station and supporting infrastructure

Next, Sound Transit lays the foundations necessary to run light rail track and builds stations and supporting infrastructure.

Install track and power

Sound Transit installs track and wire while placing poles and ancillary structures that power the system and operate the signals.

Install and test systems

Before light rail opens to passengers, Sound Transit completes a safety certification process testing communications, safety and emergency systems, as well as signals and crossing gates.



Feb 2014

EAST MAIN STATION

EAST LINK EXTENSION



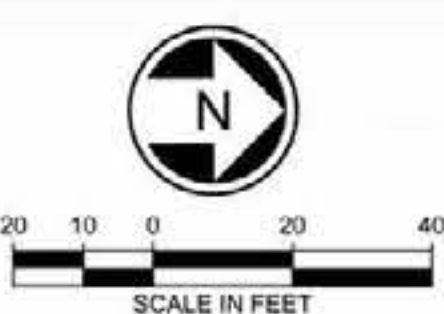
LEGEND

-  BUS ROUTE
-  BICYCLE ROUTE
-  FUTURE BICYCLE LANE
-  FUTURE OFF-STREET PATH
-  LIGHT RAIL TRACKS
-  STATION



NEIGHBORHOOD CONTEXT PLAN

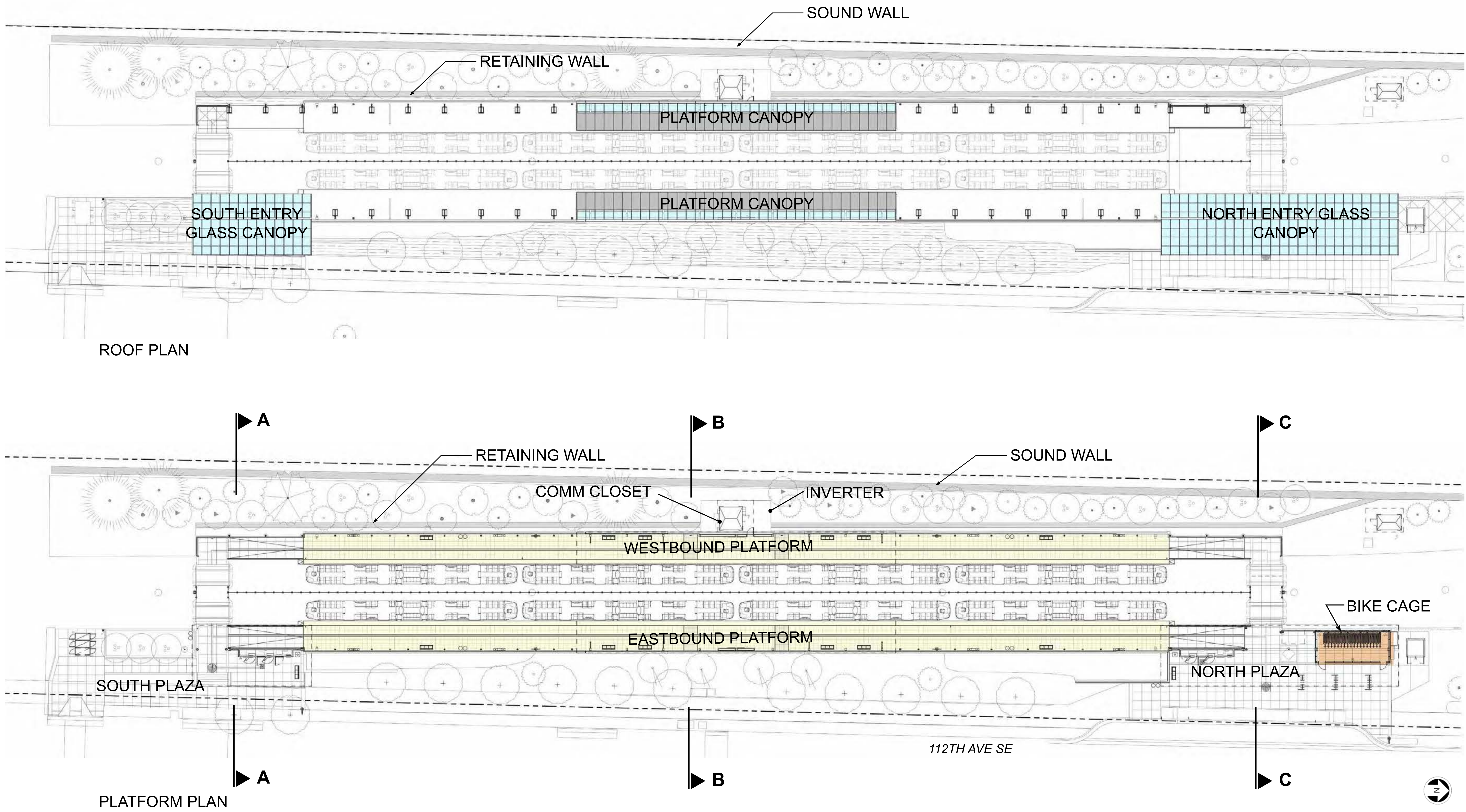
SITE AND LANDSCAPE PLAN



February 2014

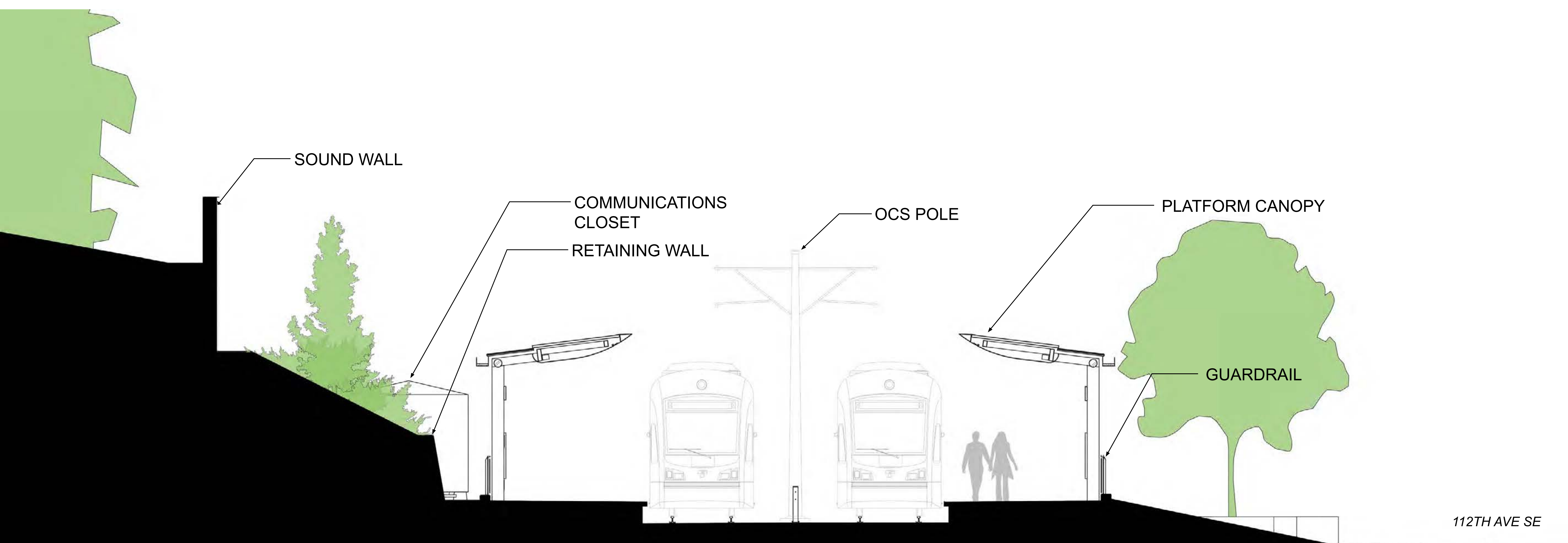
EAST MAIN STATION

EAST LINK EXTENSION



ROOF AND PLATFORM PLANS

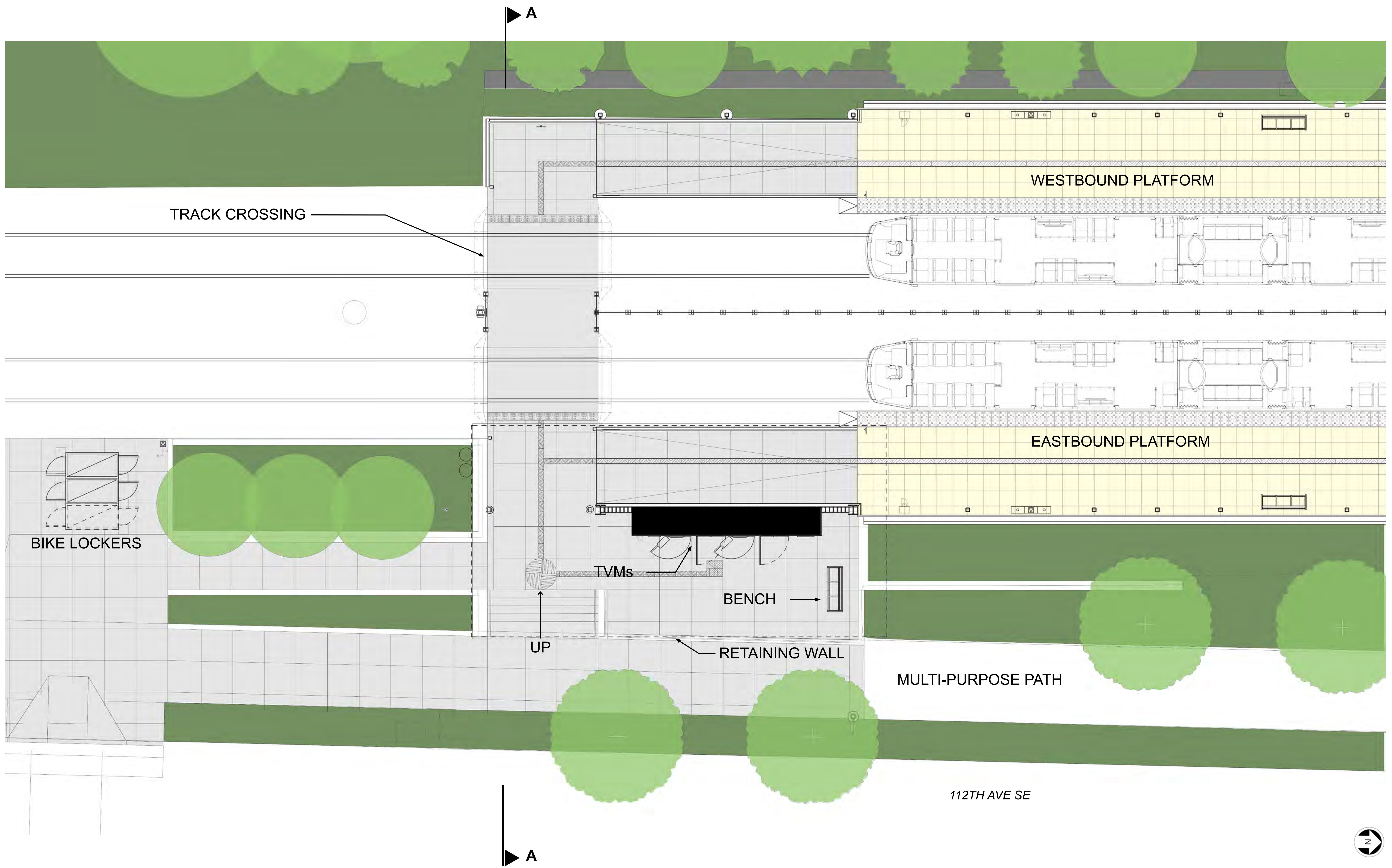
PLATFORM CROSS SECTION



SECTION B-B

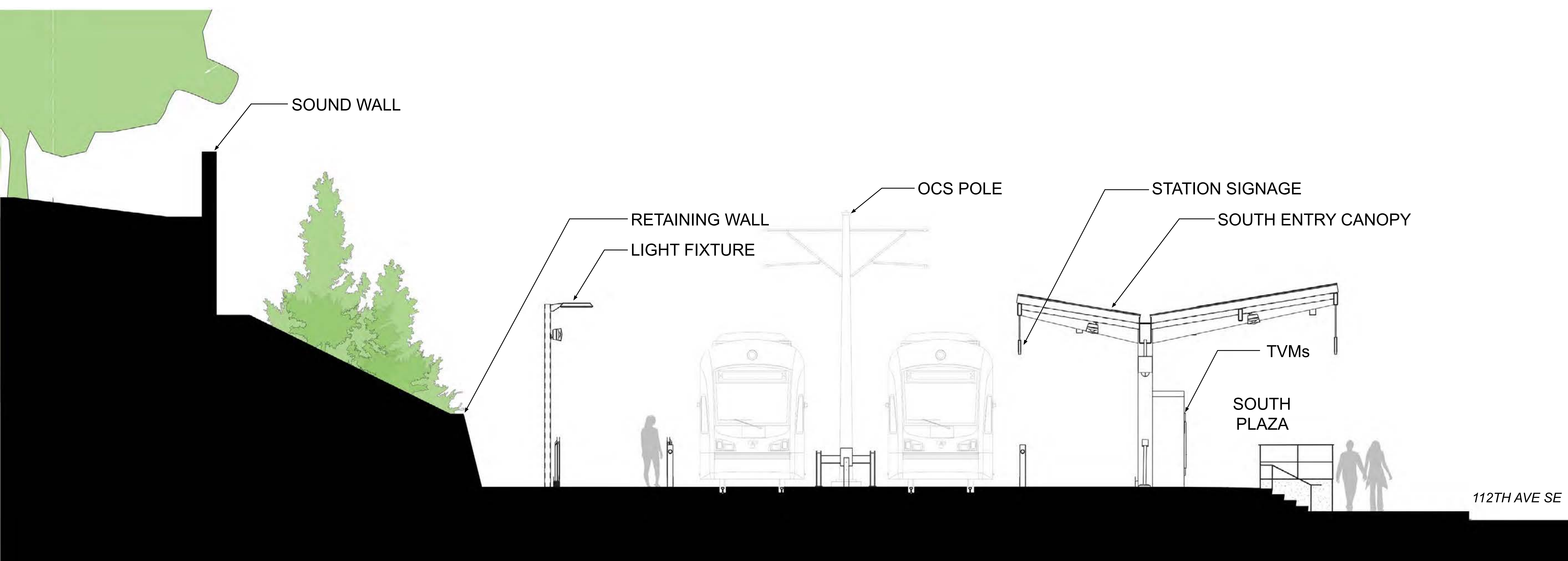
EAST MAIN STATION

EAST LINK EXTENSION



SOUTH ENTRANCE PLAZA PLAN

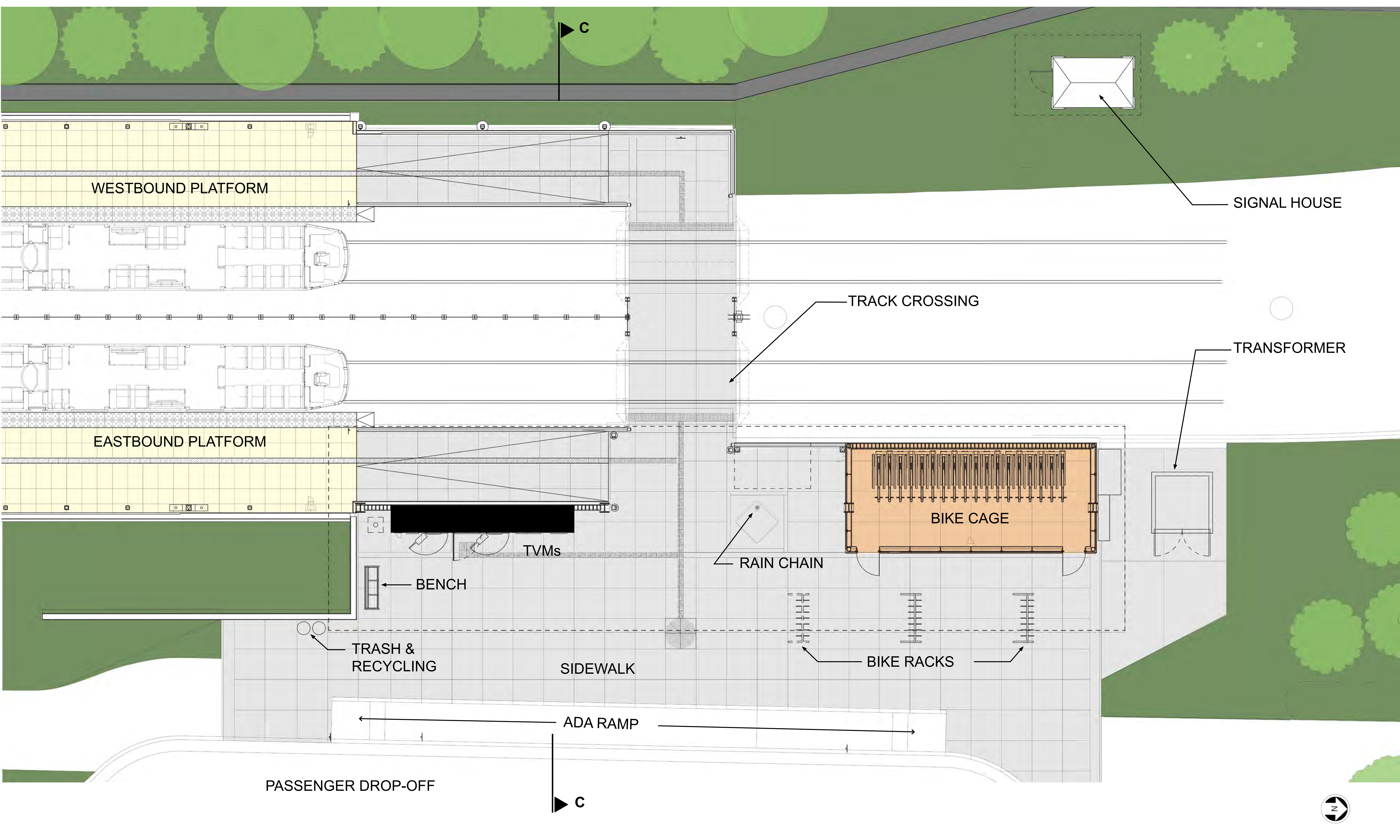
SOUTH ENTRANCE CROSS SECTION



SECTION A-A

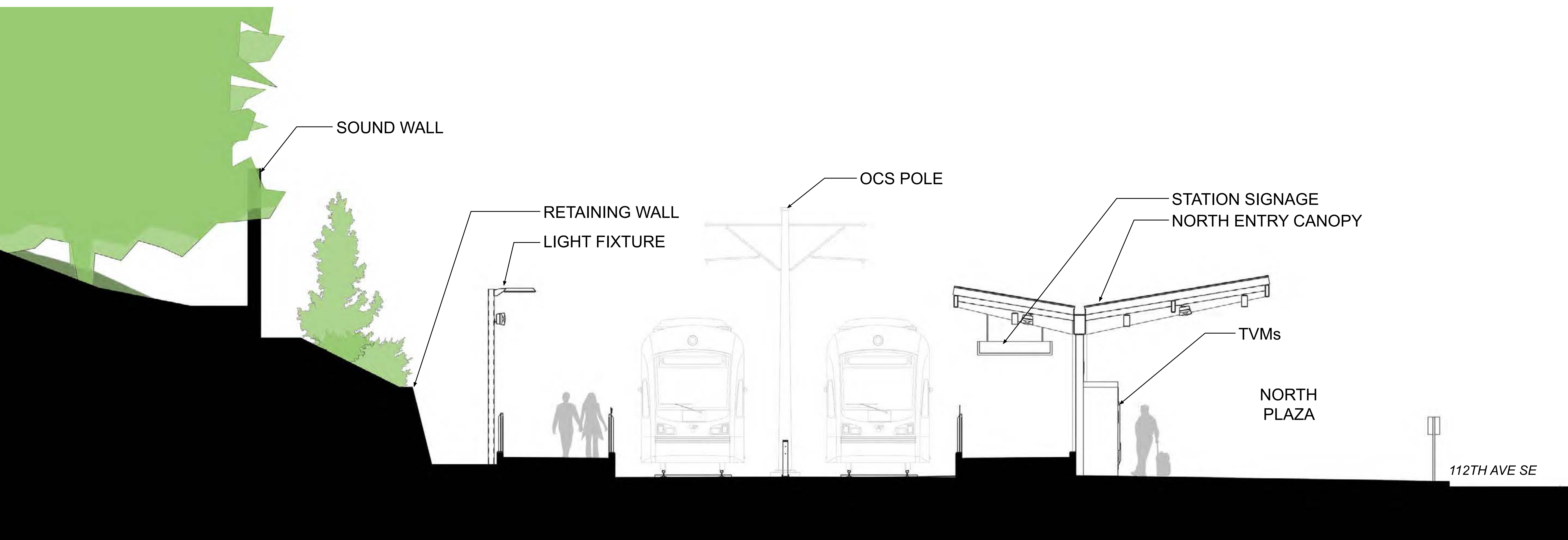
EAST MAIN STATION

EAST LINK EXTENSION



NORTH ENTRANCE PLAZA PLAN

NORTH ENTRANCE CROSS SECTION



SECTION C-C

EAST MAIN STATION

EAST LINK EXTENSION



SOUTH PLAZA VIEW

PLATFORM VIEW



February 2014

EAST MAIN STATION

EAST LINK EXTENSION



NORTH PLAZA VIEW

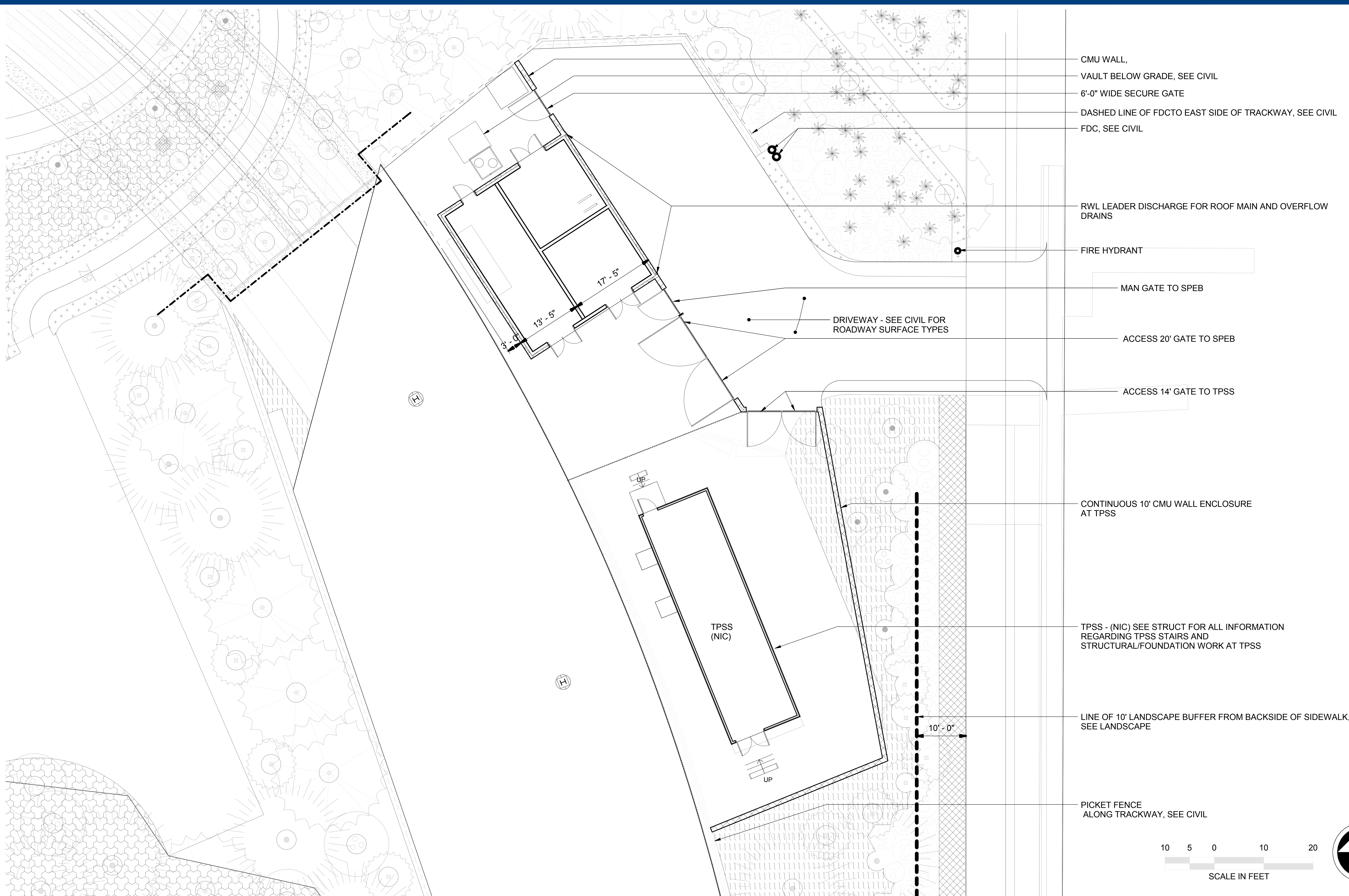
BIKE CAGE AND PORTAL VIEW



February 2014

SOUTH PORTAL ELECTRICAL BUILDING

EAST LINK EXTENSION



PLAN

VIEW FROM 112TH AVE SE



EAST MAIN STATION MATERIALS – PLANTING

EAST LINK EXTENSION

TREES - EVERGREEN



Incense Cedar
Calocedrus decurrens

Screening tree proposed along the sound wall at the western property boundary of East Main Station.



Shore Pine
Pinus contorta var. contorta

Evergreen accent tree proposed along the sidewalk on the eastern side of East Main Station.




Douglas Fir
Pseudotsuga menziesii

Screening tree proposed along the sound wall at the western property boundary of East Main Station.



Western Red Cedar
Thuja plicata

Screening tree proposed along the sound wall at the western property boundary of East Main Station.



TREES - DECIDUOUS



Vine Maple
Acer circinatum

understory tree proposed along the sound wall at the western property boundary and SE of the station. photo by Ed Book



Coral Bark Japanese Maple
Acer palmatum 'Sango Kaku'

Ornamental tree proposed along the eastern side of East Main Station.




Armstrong Maple
Acer rubrum 'Armstrong'

Street tree proposed along the eastern side of East Main Station.



Venus Dogwood
Cornus kousa x nuttalii 'Venus'

Tree proposed along the sound wall at the western property boundary of East Main Station.



SHRUBS



Tall Oregon Grape
Mahonia aquifolium

Evergreen shrub proposed along the sound wall at the western property boundary of East Main Station.



Patty's Purple Hebe
Hebe 'Patty's Purple'

Evergreen shrub proposed along the eastern side of East Main Station.



Kelsey Dogwood
Cornus stolonifera 'Kelsey'

Deciduous shrub proposed along both sides of East Main Station.



Birch Leaf Spirea
Spiraea betulifolia 'Tor'

Deciduous shrub proposed along the eastern side of East Main Station.



Coast Silk Tassel
Garrya elliptica

Evergreen shrub proposed at the northeastern side of East Main Station.



Evergreen Huckleberry
Vaccinium ovatum

Evergreen shrub proposed along both sides of East Main Station.



Dwarf Mugo Pine
Pinus mugo mugo

Evergreen shrub proposed along the eastern side of East Main Station.



Red Flowering Currant
Ribes sanguineum

Deciduous shrub proposed along the western side of East Main Station.

GROUNDCOVERS & PERENNIALS



Daylily
Hemerocallis 'Stella D'Oro'

Flowering perennial proposed along the eastern side of East Main Station.



Sword Fern
Polystichum munitum

Fern proposed as an accent plant throughout the western side of East Main Station.



Blue Eyed Grass
Sisyrinchium idahoense

Flowering perennial proposed along the eastern side of East Main Station.



Natural Drainage System Mix
Carex obnupta
Juncus effusus var. *Pacificus*
Juncus ensifolius

A mixture of sedges and rushes proposed for natural drainage areas throughout the eastern side of East Main Station.



Kinnikinnick
Arctostaphylos uva-ursi

Evergreen groundcover proposed along the retaining wall on the western side of East Main Station.



Douglas Iris
Iris douglasiana

Flowering perennial used as an accent plant along the eastern side of East Main Station.



Orange New Zealand Sedge
Carex testacea

Ornamental grass proposed as an accent plant and in natural drainage areas on both sides of East Main Station.



Fringe Cup
Tellima grandiflora

Perennial groundcover proposed along the eastern side of East Main Station.

MAIN STREET PARK MATERIALS – PLANTING

EAST LINK EXTENSION

TREES - EVERGREEN



Incense Cedar
Calocedrus decurrens
Screening tree proposed along park's southern perimeter, SE 1st Pl and along 112th Ave SE.



Douglas Fir
Pseudotsuga menziesii
Screening tree proposed along park's southern perimeter, SE 1st Pl and along 112th Ave SE.



Western Red Cedar
Thuja plicata
Screening tree proposed along park's southern perimeter, SE 1st Pl and along 112th Ave SE.




Giant Sequoia
Sequoiadendron giganteum
Evergreen tree used as an accent plant in the center of Main Street Park.




TREES - DECIDUOUS



Maidenhair Tree
Ginkgo biloba
Deciduous tree proposed along both sides of the main path bisecting Main St Park.



Western Redbud
Cercis occidentalis
Forest understory tree proposed along the edge of lawn throughout Main St Park.



Vine Maple
Acer circinatum
Understory tree proposed along the edge of lawn in Main St Park and on 112th Ave SE.



Serviceberry
Amelanchier grandiflora 'Princess Diana'
Understory tree proposed along the edge of lawn in Main St Park and on 112th Ave SE.



SHRUBS



Patty's Purple Hebe
Hebe 'Patty's Purple'
Evergreen shrub proposed at the center entrance of Main St Park along Main St.



Mock Orange
Philadelphus lewisii
Deciduous shrub proposed adjacent to the SPEB building on 112th Ave SE.



Dwarf Mugo Pine
Pinus mugo mugo
Evergreen shrub proposed throughout the eastern boundary of the park along 112th Ave SE.



Pacific Wax Myrtle
Myrica californica
Evergreen shrub proposed throughout the eastern boundary of the park and adjacent to the SPEB building along 112th Ave SE.



Kelsey Dogwood
Cornus stolonifera 'Kelsey'
Deciduous shrub proposed along the sidewalk adjacent to the SPEB building on 112th Ave SE.



Red Flowering Currant
Ribes sanguineum
Deciduous shrub proposed throughout the eastern boundary and adjacent to the SPEB building along 112th Ave SE.



Coast Silk Tassel
Garrya elliptica
Evergreen shrub proposed throughout the eastern boundary of the park along 112th Ave SE.



Ocean Spray
Holodiscus discolor
Deciduous shrub proposed throughout the eastern boundary of the park along 112th Ave SE.



Tall Oregon Grape
Mahonia aquifolium
Evergreen shrub proposed at the northwestern entrance to the park along 110th Place SE.



Black Twinberry
Lonicera involucrata
Deciduous shrub proposed throughout the eastern boundary of the park along 112th Ave SE.



Mock Orange
Philadelphus lewisii
Deciduous shrub proposed along the sidewalk adjacent to the SPEB building on 112th Ave SE.



Indian Plum
Oemleria cerasiformis
Deciduous shrub proposed along the sidewalk adjacent to the SPEB building on 112th Ave SE.

GROUNDCOVERS & PERENNIALS



Mitigation Groundcover Mix
Blechnum spicant
Cornus canadensis
Mahonia nervosa
Maianthemum dilatatum
Vancouveria hexandra
Evergreen groundcover and perennial mix proposed throughout mitigation areas.



Alpine Cinquefoil
Potentilla neumanniana 'Nana'
Flowering perennial proposed for use in planting beds as an accent plant in Main St Park.



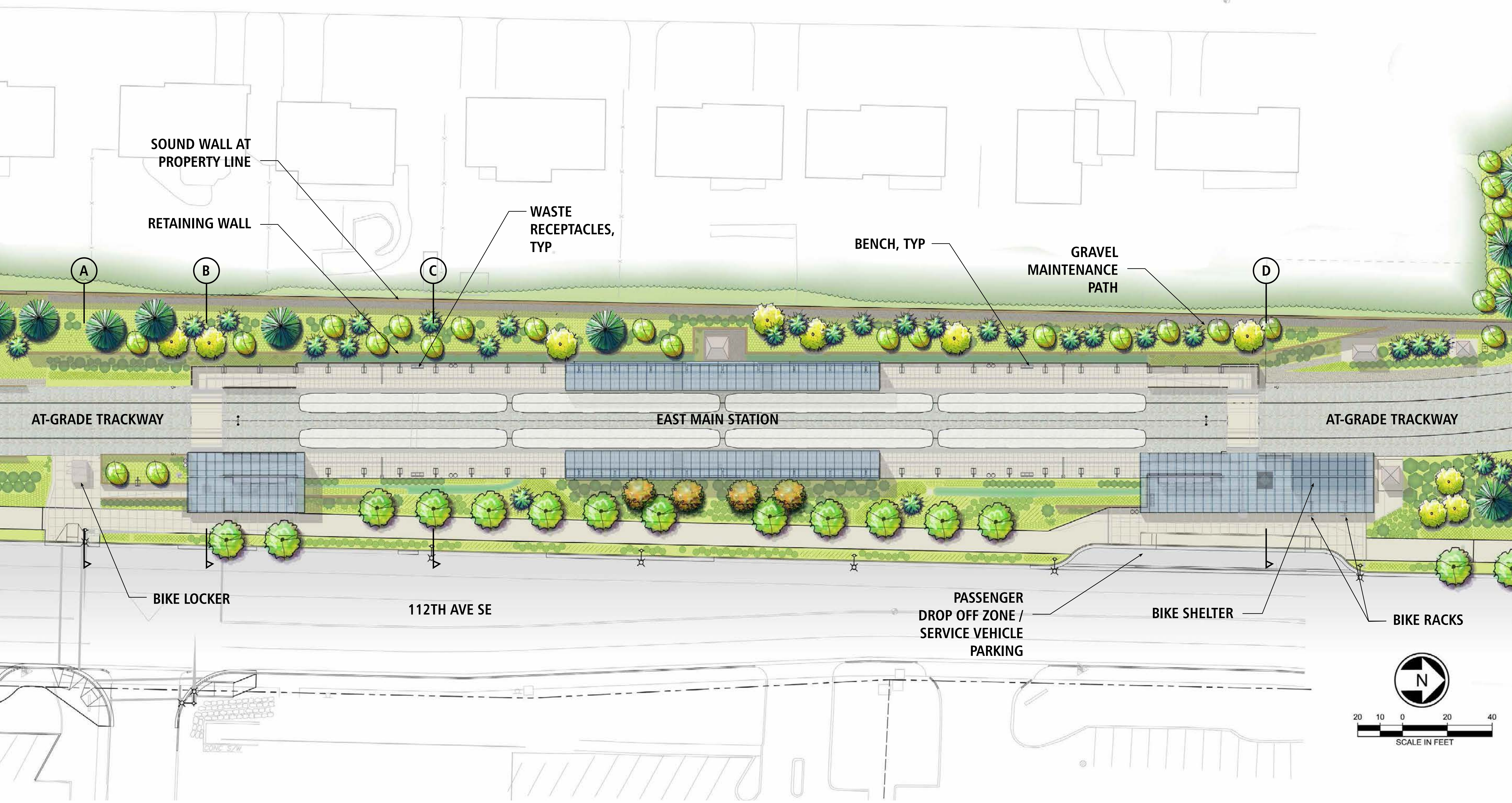
Creeping Mahonia
Mahonia repens
Evergreen groundcover proposed adjacent to the SPEB building along 112th Ave SE.



Sword Fern
Polystichum munitum
Fern proposed throughout the eastern boundary of the park and adjacent to the SPEB building along 112th Ave SE.

EAST MAIN STATION

EAST LINK EXTENSION



EAST MAIN STATION PLAN

MAIN STREET PARK PLAN

