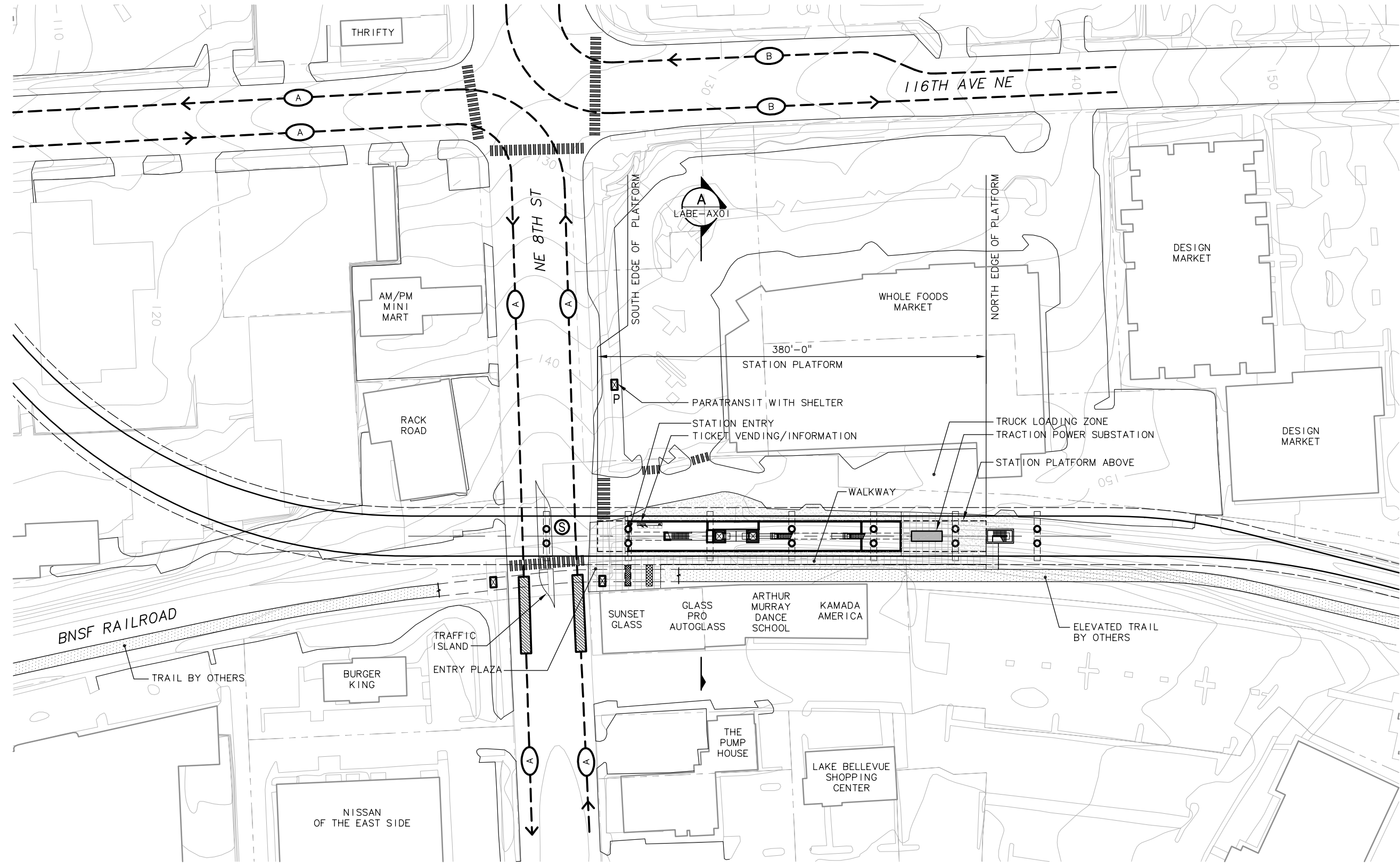


XREF'S  
 Resolved  
 ELC\_C2T\_CM  
 ELC\_C2T\_JD  
 ELC\_C2T\_KA  
 ELC\_LABE\_AG  
 ELC\_LABE\_AS  
 ELC\_LAB\_AZ  
 REG-DCON  
 X052BCN  
 X052BSF  
 X0531CN  
 X0531SF  
 ZG-2234H  
 X052BRX  
 X0531RX  
 Unresolved  
 ELC\_LABE\_AP  
 X052BOP  
 X0531OP  
 X0531UT  
 X0531VG  
 2  
 LTSCALE  
 1=1



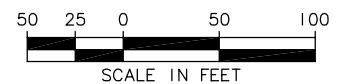
**NOTES**  
 1. ALIGNMENT CIT & C2T

**SYMBOLS KEY**

- NEW BUS STOP
- NEW BUS SHELTER
- PARATRANSIT STOP
- SIGNAL
- BUS ROUTE : 253 RAPID RIDE
- BUS ROUTE : 234
- BIKE STORAGE
- BIKE SHELTER/RACKS
- LANDSCAPED AREA
- PAVED AREA
- TRAIL
- TICKET VENDING/ INFORMATION
- CROSSWALK
- TRACK
- TRAIN

**STATION ACCESS PLAN**

SCALE: 1" = 50'



c:\work\ELC\LABE\_AS01.dwg  
 10/16/08 10:28 : eackerm OE5396

No.	Date	Dsn.	Chk.	App.	Revisions

FEIS  
 CONCEPTUAL

**CH2MHILL**  
 IN ASSOCIATION WITH  
**PARSONS & INCA**  
 ENGINEERS INC.

**STREETER & ASSOCIATES ARCHITECTS AIA • PLLC**  
 185 UNIVERSITY STREET SEATTLE, WA 98101-2901  
 206-421-9270 (FAO) 206-421-7715

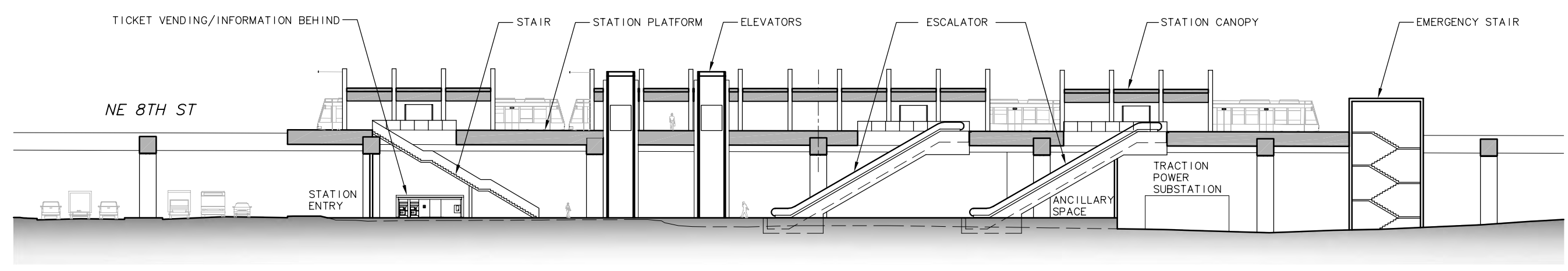
**SOUNDTRANSIT**

Scale: 1"=50'  
 Filename: ELC\LABE\_AS01.dwg  
 Contract No.: EL\_SEG\_C

**EAST LINK PROJECT SEGMENT C**  
 HOSPITAL STATION ALTERNATIVE CIT & C2T STATION ACCESS PLAN

Drawing No.: LABE-AS01  
 Sheet No.: C-154  
 Rev.:

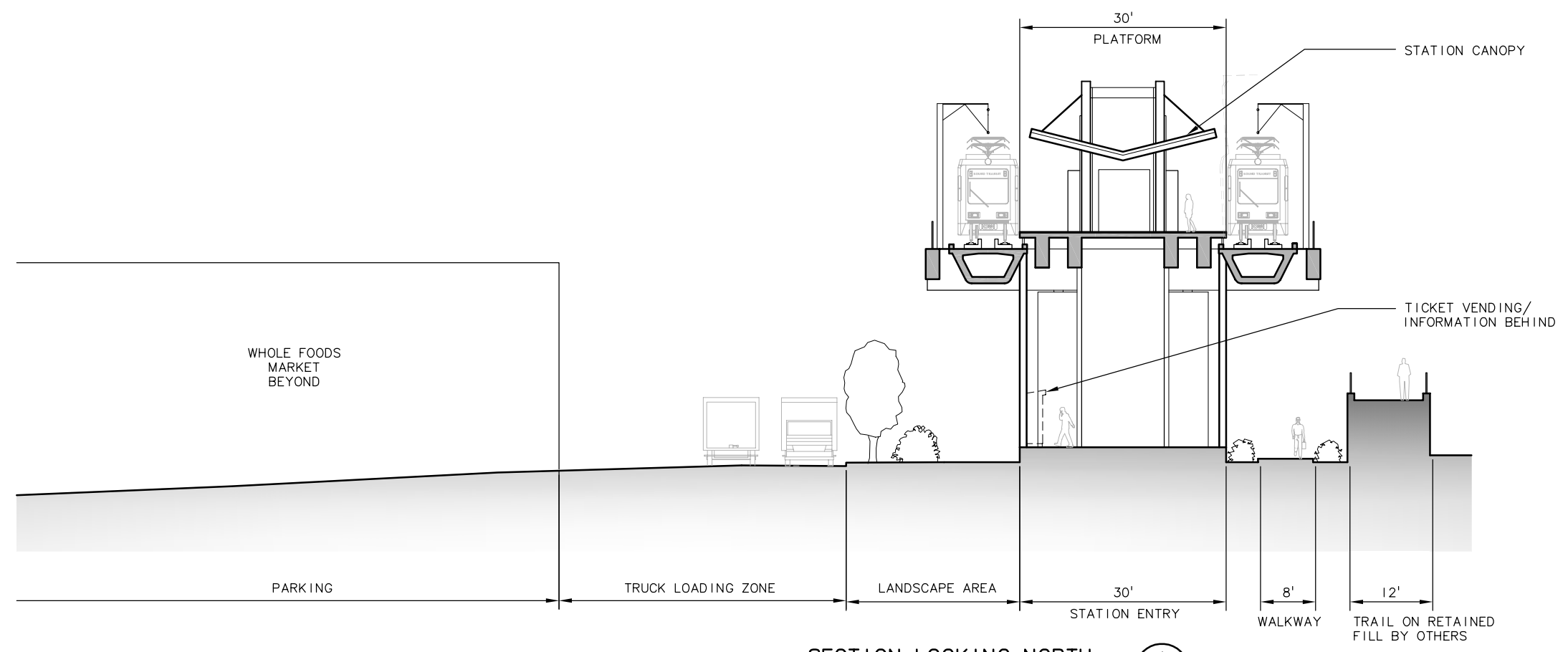
XREF'S  
 Resolved  
 ELC\_LABE\_AX  
 REG-DCON  
 ZG-2234H  
 Unresolved  
 LTSCALE  
 1=1



**ELEVATION**  
 SCALE: 1" = 20'



**HOSPITAL STATION**



**SECTION LOOKING NORTH**  
 SCALE: 1" = 10'  
 A  
 LABE-AX01  
 LABE-AS01



c:\work\ELC\LABE\_AX01.dwg  
 10/16/08 10:28 : eackerm OE5396

No.	Date	Dsn.	Chk.	App.	Revisions

Designed By:  
 Drawn By:  
 Checked By:  
 Approved By:

**FEIS  
 CONCEPTUAL**

**CH2MHILL**  
 IN ASSOCIATION WITH  
**PARSONS & INCA**  
 ENGINEERS INC.

**STREETER & ASSOCIATES ARCHITECTS AIA • PLLC**  
 185 UNIVERSITY STREET SEATTLE, WA 98101-2901  
 206-421-9270 (FAO) 206-421-7715

**SOUNDTRANSIT**

Scale: VARIES  
 Filename: ELC\LABE\_AX01.dwg  
 Contract No.: EL\_SEG\_C

**EAST LINK PROJECT  
 SEGMENT C**  
 HOSPITAL STATION  
 ALTERNATIVE C1T & C2T  
 ELEVATION AND SECTION



Drawing No.: **LABE-AX01**  
 Sheet No.:  
 Rev.:  
**C-155**