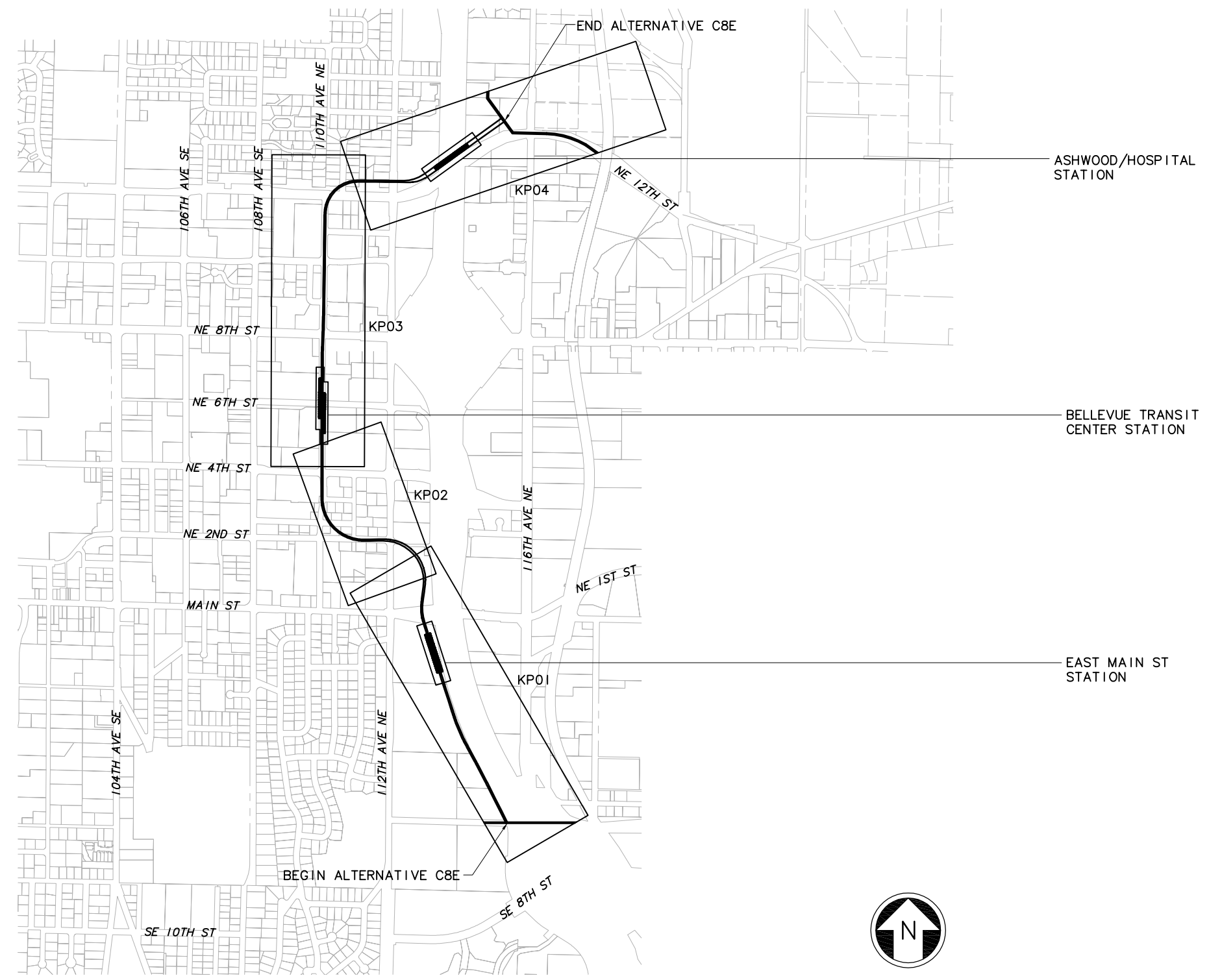


XREF'S
 Resolved
 ELC_C8E_KA
 REG-DCON
 ZG-2234H
 x0222rx
 x0225rx
 x0228rx
 x0231rx
 x0522rx
 x0525rx
 x0528rx
 x0531rx
 x0534rx
 x0831rx
 x0834rx
 Unresolved
 key_East
 LTSCALE
 1=1



c:\work\ELC\C8E_GZ05.dwg
 10/16/08 10:25 : eackerm OE5396


No.	Date	Dsn.	Chk.	App.	Revisions

Designed By:
 Drawn By:
 Checked By:
 Approved By:

**FEIS
 CONCEPTUAL**

CH2MHILL
 IN ASSOCIATION WITH
PARSONS & INCA
 ENGINEERS INC.

Submitted: Date: Approved: Date:



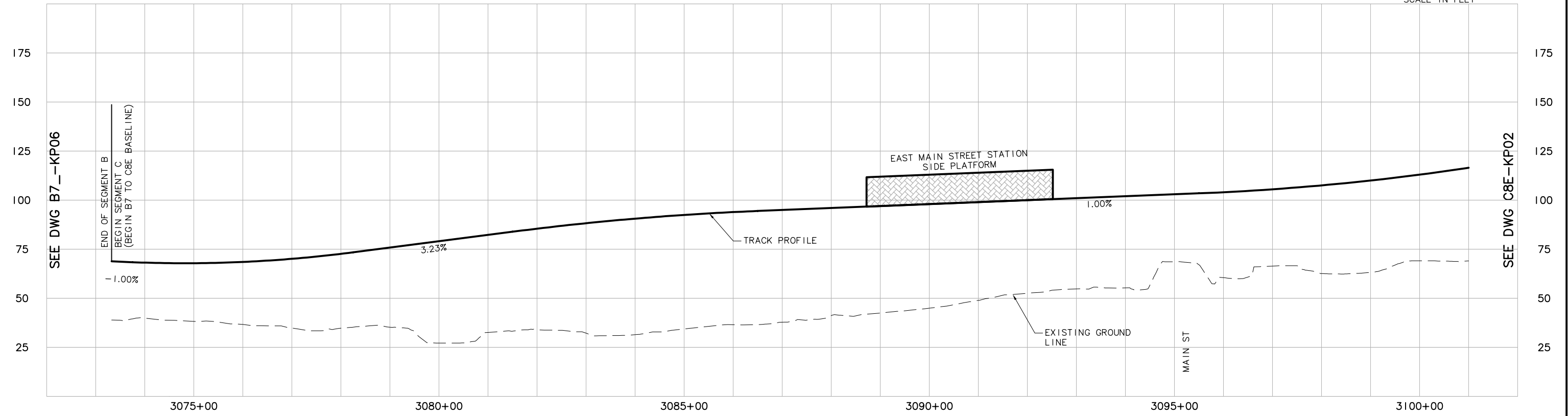
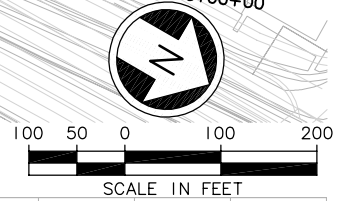
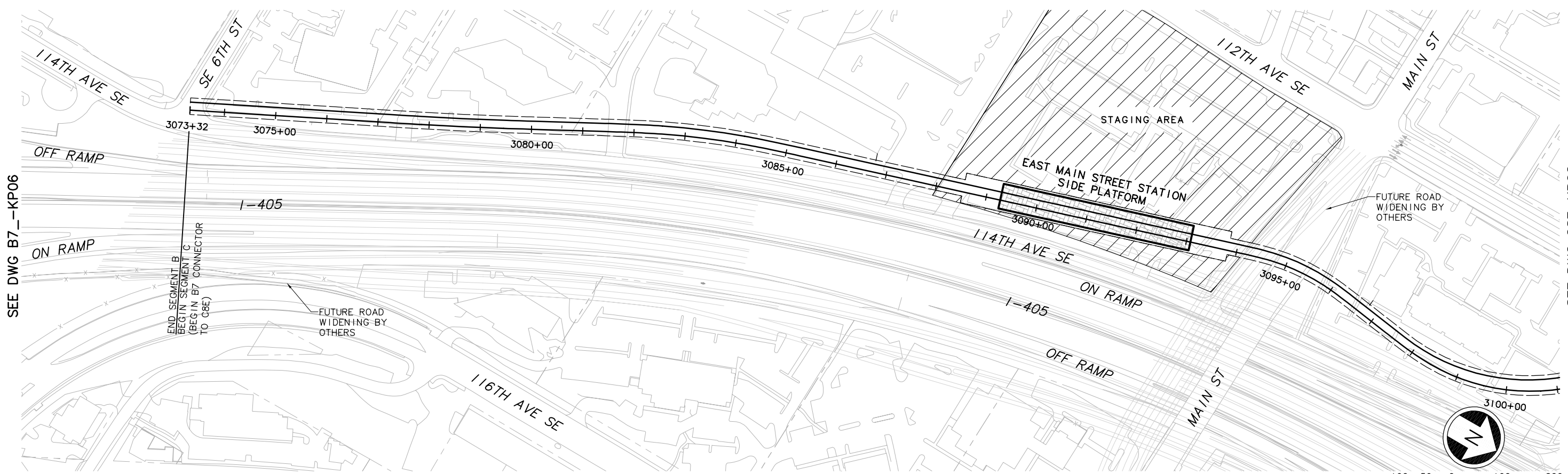
Scale: NTS
 Filename: ELC\C8E_GZ05.dwg
 Contract No.: EL_SEG_C

EAST LINK PROJECT
 SEGMENT C: C8E-B7 OPTION
 ALTERNATIVE C8E
 KEY PLAN



Drawing No.: C8E-GZ05
 Sheet No.: Rev.:
 C-122

XREF'S
Resolved
ELC_C8E_CM
ELC_C8E_KA
ELC_1405_P
REG-DCON
ZG-2234H
ZG-G10010
x0525rx
x0525sf
x0528rx
x0528sf
Unresolved
St_Names_E_44
key_East
LTSCALE
I=1



c:\work\ELC\C8E_KP01.dwg
10/16/08 10:25 : eackerm OE5396

No.	Date	Dsn.	Chk.	App.	Revisions

Designed By:
Drawn By:
Checked By:
Approved By:

**FEIS
CONCEPTUAL**

CH2MHILL
IN ASSOCIATION WITH
PARSONS & INCA
ENGINEERS INC.

Submitted: Date: Approved: Date:

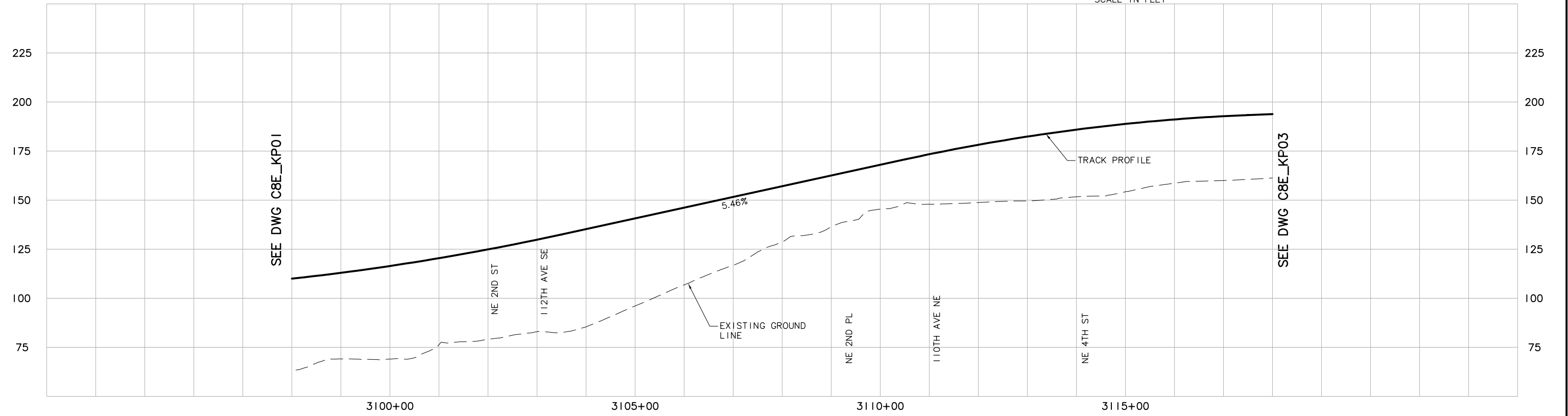
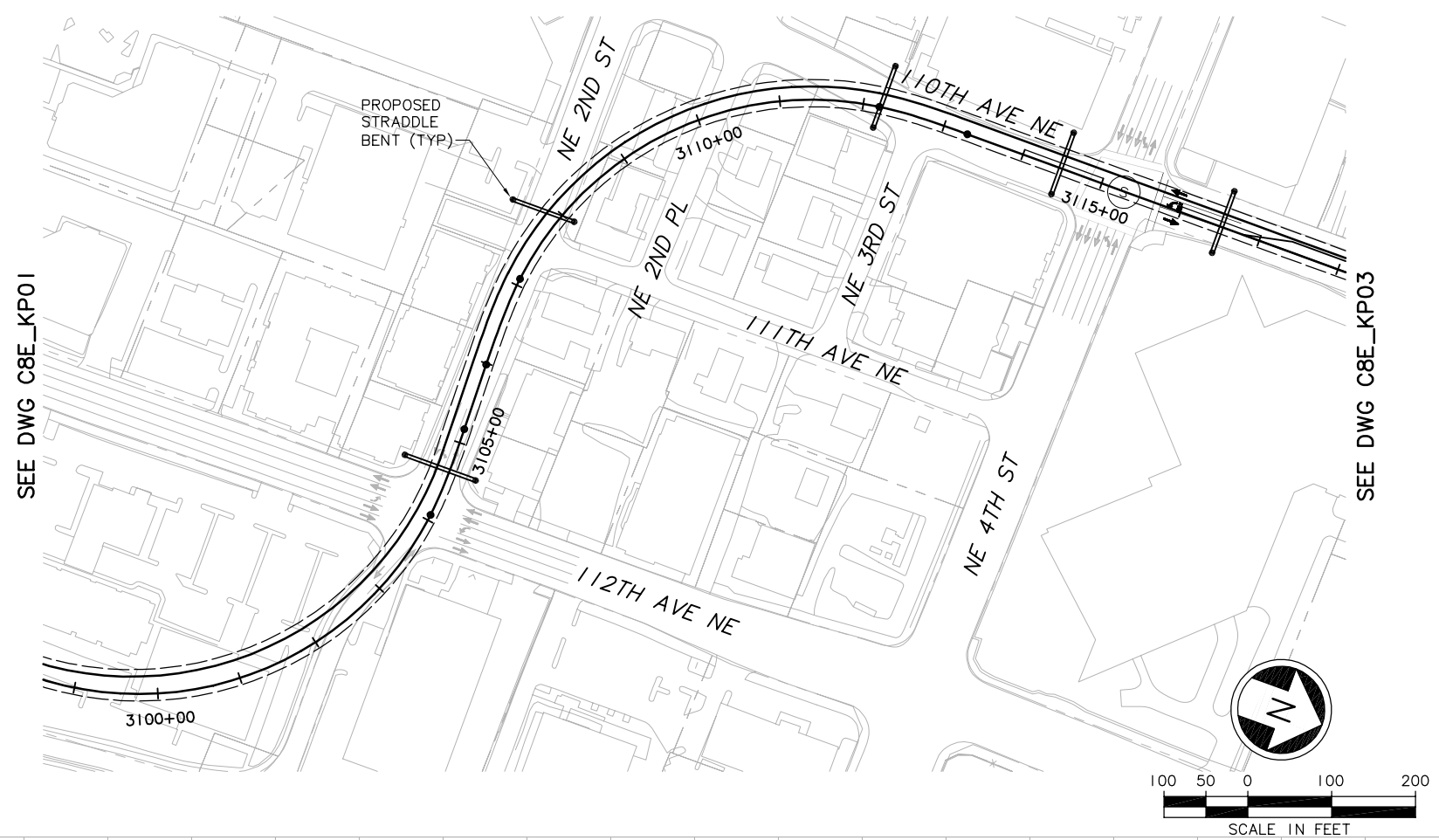
Scale:
H: 1"=100'; V: 1"=25'
Filename:
ELC\C8E_KP01.dwg
Contract No.:
EL_SEG_C

EAST LINK PROJECT
SEGMENT C: C8E-B7 OPTION
ALTERNATIVE C8E
TRACK PLAN & PROFILE



Drawing No.: **C8E-KP01**
Sheet No.: Rev.:
C-123

XREF'S
 Resolved
 ELC_C8E_CM
 ELC_C8E_KA
 REG-DCON
 ZG-2234H
 ZG-G10010
 x0228rx
 x0228sf
 x0528rx
 x0528sf
 Unresolved
 key_East
 LTSCALE
 1=1



c:\work\ELC\C8E_KP02.dwg
 10/16/08 10:26 : eackerm OE5396

No.	Date	Dsn.	Chk.	App.	Revisions

Designed By:
 Drawn By:
 Checked By:
 Approved By:

**FEIS
 CONCEPTUAL**

CH2MHILL
 IN ASSOCIATION WITH
PARSONS & INCA
 ENGINEERS INC.

Submitted: Date: Approved: Date:

Scale:
 H: 1"=100'; V: 1"=25'
 Filename:
 ELC\C8E_KP02.dwg
 Contract No.:
 EL_SEG_C

EAST LINK PROJECT
SEGMENT C: C8E-B7 (BASELINE)
 ALTERNATIVE C8E
 TRACK PLAN & PROFILE

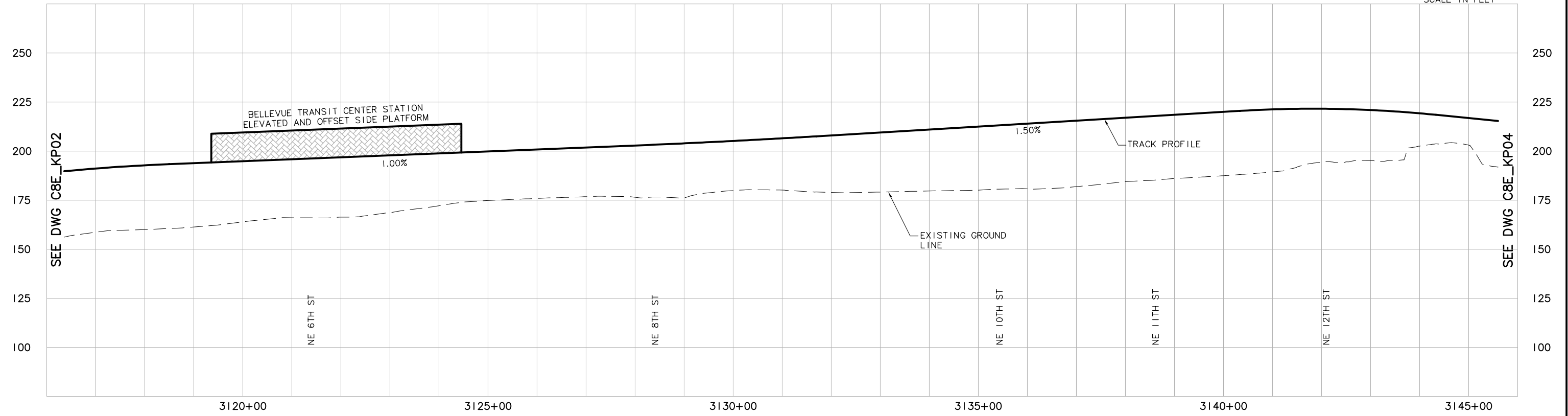
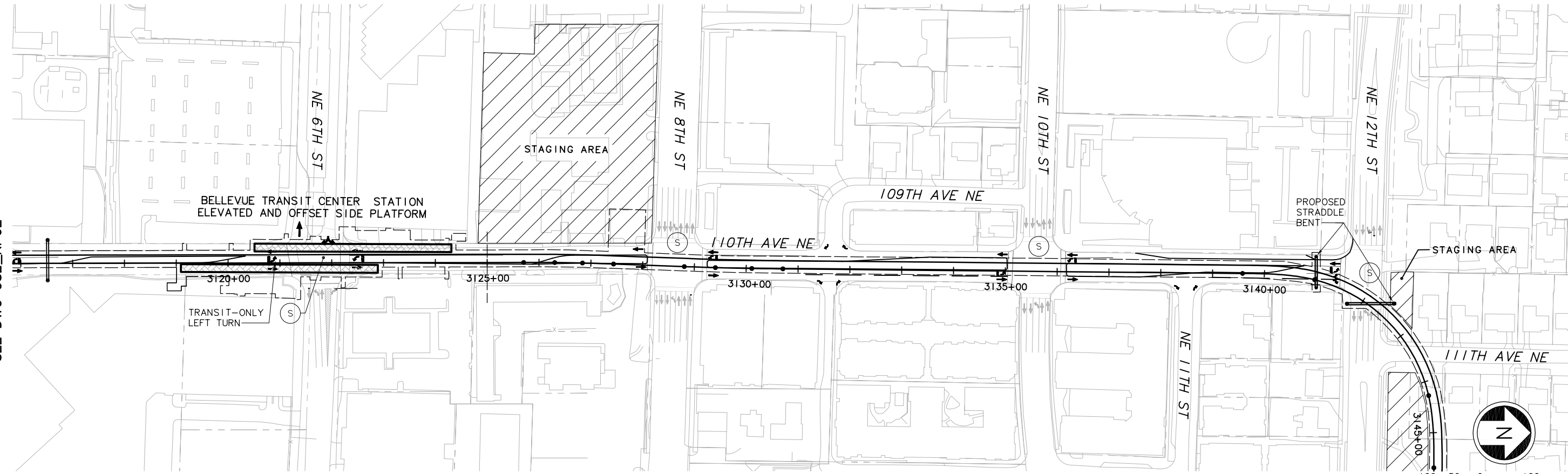
Drawing No.: **C8E-KP02**
 Sheet No.: Rev.:
C-124

XREF'S
 Resolved
 ELC_CBE_CM
 ELC_CBE_J0
 ELC_CBE_KA
 REG-DCON
 ZG-2234H
 ZG-G10010
 Key_East
 x0228rf
 x0231rf
 x0231sf
 x0528rf
 x0528sf
 x0531rf
 x0531sf
 Unresolved
 St_Names_E_4

LTS
 1"=1'

SEE DWG C8E_KP02

SEE DWG C8E_KP04



c:\work\ELC\C8E_KP03.dwg
 10/16/08 10:26 : eackerm OE5396

No.	Date	Dsn.	Chk.	App.	Revisions

Designed By:	
Drawn By:	
Checked By:	
Approved By:	

**FEIS
 CONCEPTUAL**

CH2MHILL
 IN ASSOCIATION WITH
PARSONS & INCA
 ENGINEERS INC.

Submitted: _____ Date: _____

SOUNDTRANSIT

Approved: _____ Date: _____

Scale: H: 1"=100'; V: 1"=25'
 Filename: ELC\C8E_KP03.dwg
 Contract No.: EL_SEG_C
 Date: _____

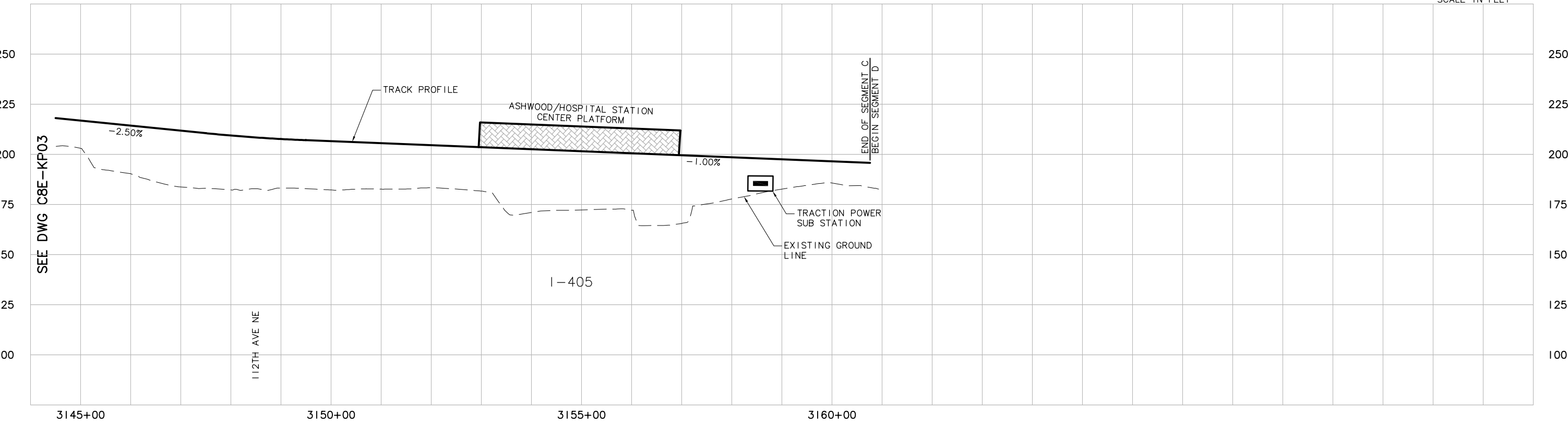
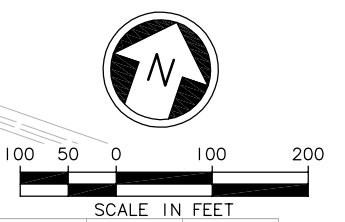
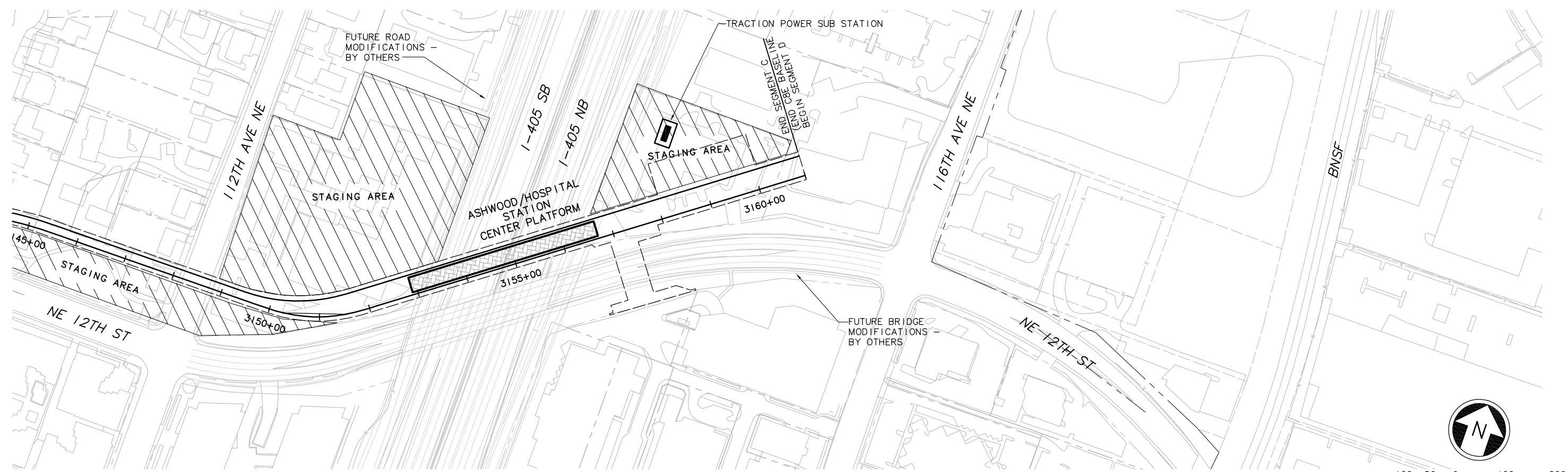
EAST LINK PROJECT
 SEGMENT C: C8E-B7 (BASELINE)
 ALTERNATIVE C8E
 TRACK PLAN & PROFILE

C-125

Drawing No.:	C8E-KP03
Sheet No.:	
Rev.:	

XREF'S
Resolved
ELC_C8E_CM
ELC_C8E_JO
ELC_C8E_KA
ELC_1405_P
REG-DCON
ZG-2234H
ZG-G10010
x0531rx
x0531sf
x0831rx
x0831sf
x0831ut
Unresolved
St_Names_E_44
key_East
LTSCALE
1=1

SEE DWG C8E-KP03



c:\work\ELC\C8E_KP04.dwg
10/16/08 10:26 : eackerm OE5396

No.	Date	Dsn.	Chk.	App.	Revisions

Designed By:
Drawn By:
Checked By:
Approved By:

FEIS
CONCEPTUAL

CH2MHILL
IN ASSOCIATION WITH
PARSONS & INCA
ENGINEERS INC.

Submitted: _____ Date: _____
Approved: _____ Date: _____

SOUNDTRANSIT

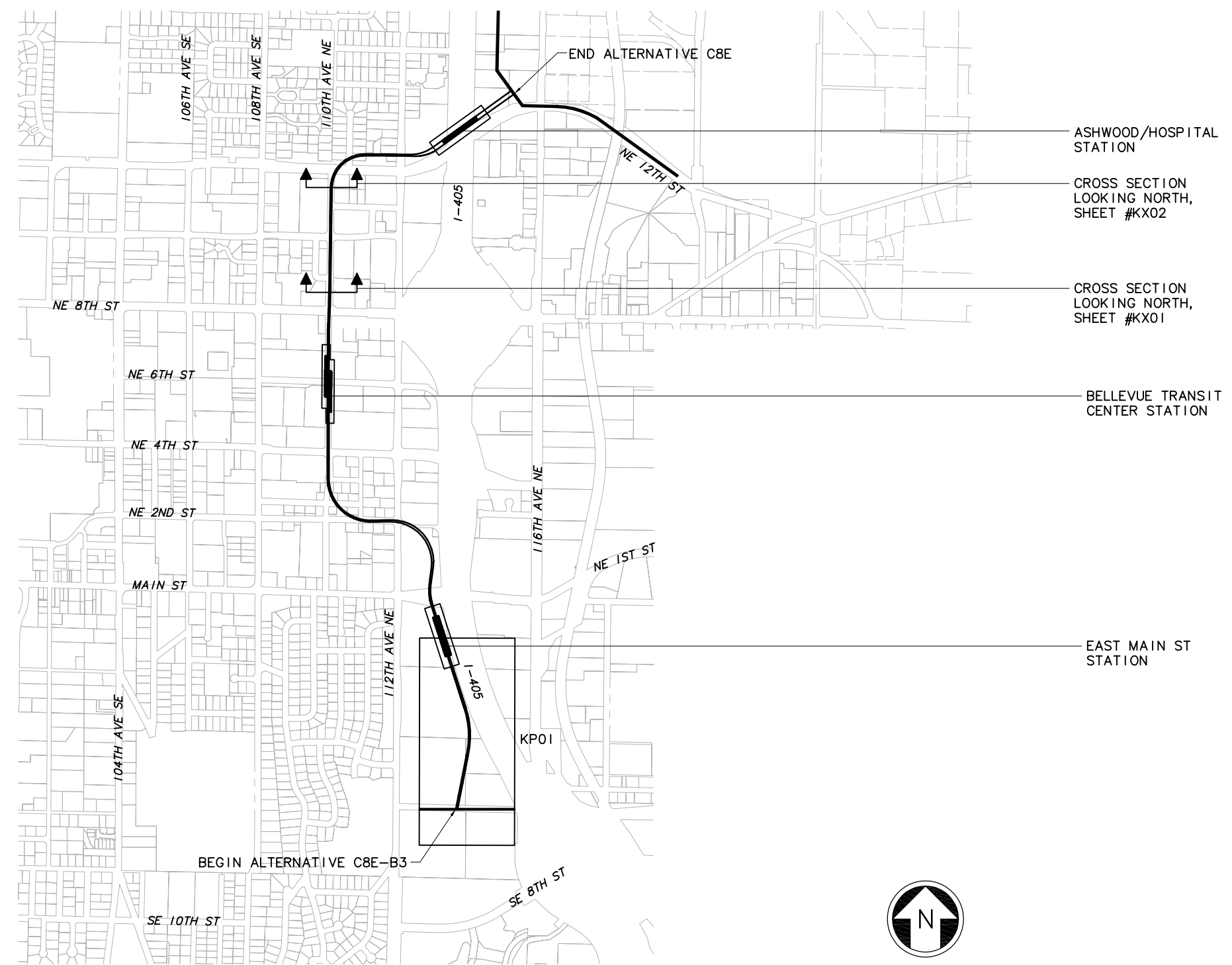
Scale:
H: 1"=100'; V: 1"=25'
Filename:
ELC\C8E_KP04.dwg
Contract No.:
EL_SEG_C

EAST LINK PROJECT
SEGMENT C: C8E-B7 (BASELINE)
ALTERNATIVE C8E
TRACK PLAN & PROFILE

Drawing No.: C8E-KP04
Sheet No.: _____ Rev.: _____
C-126

XREF'S
 Resolved
 ELC_C8E_KA
 REG-DCON
 ZG-2234H
 x0222rx
 x0225rx
 x0228rx
 x0231rx
 x0522rx
 x0525rx
 x0528rx
 x0531rx
 x0534rx
 x0831rx
 x0834rx
 Unresolved
 key_East

LTSCALE
 1=1



c:\work\ELC\C8E\IGZ05.dwg
 10/16/08 10:24 : eackerm OE5396

No.	Date	Dsn.	Chk.	App.	Revisions

Designed By:
 Drawn By:
 Checked By:
 Approved By:

**FEIS
 CONCEPTUAL**

CH2MHILL
 IN ASSOCIATION WITH
PARSONS & INCA
 ENGINEERS INC.

Submitted: Date:
 Approved: Date:

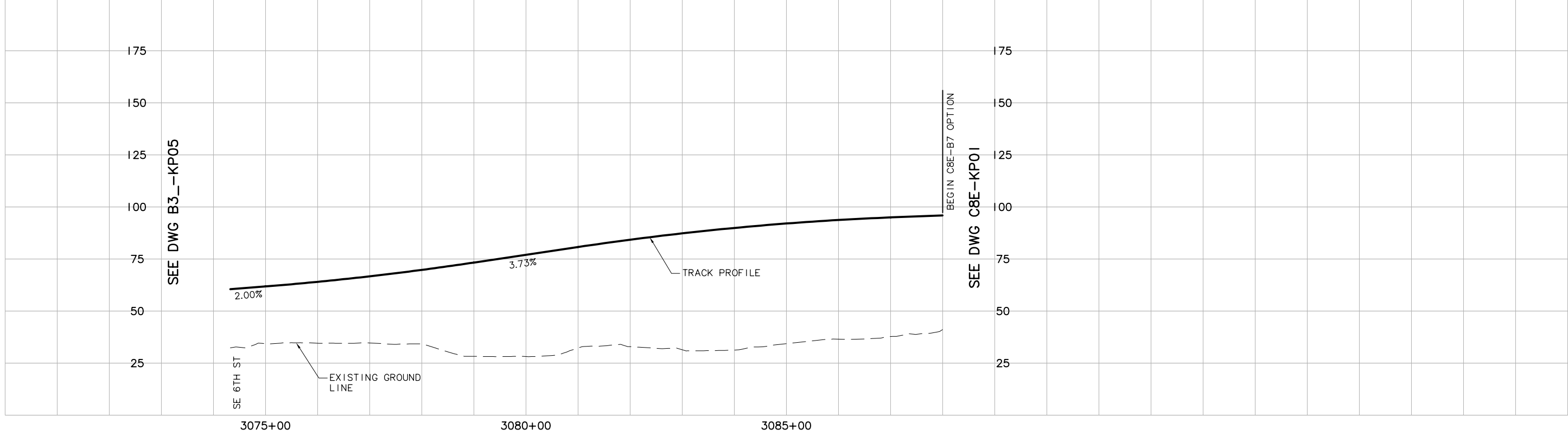
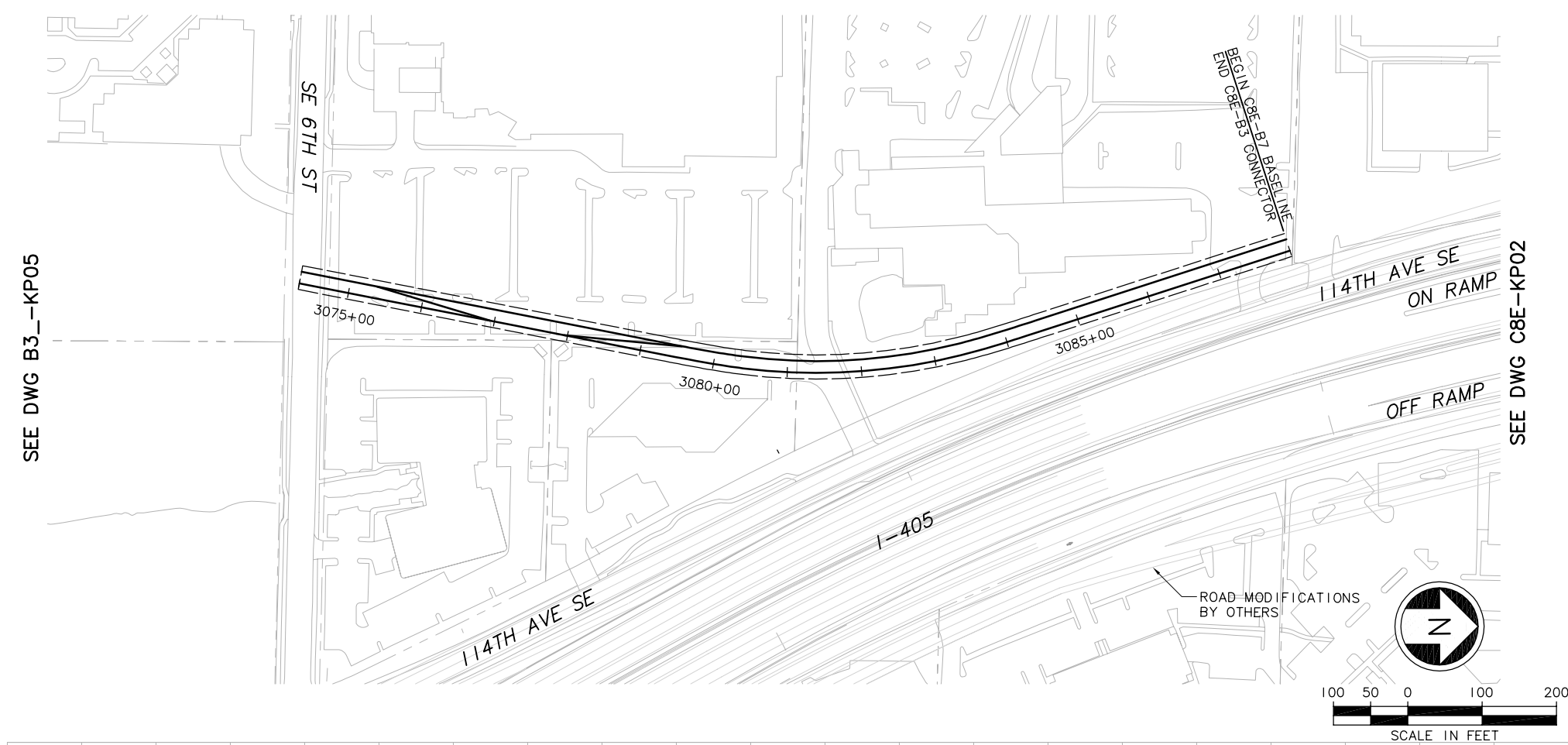
Scale: NTS
 Filename: ELC\C8E\IGZ05.dwg
 Contract No.: EL_SEG_C
 Date:

EAST LINK PROJECT
SEGMENT C: C8E-B3 OPTION
ALTERNATIVE C8E

KEY PLAN

Drawing No.: C8EIGZ05
 Sheet No.: Rev.:
C-127

XREF'S
 Resolved
 ELC_C8E_KA
 ELC_1405_P
 REG-DCON
 ZG-2234H
 ZG-G10010
 x0525rx
 x0525sf
 x0528rx
 x0528sf
 Unresolved
 key_East
 LTSCALE
 1=1



c:\work\ELC\C8E\KP01.dwg
 10/16/08 10:24 : eackerm OE5396

No.	Date	Dsn.	Chk.	App.	Revisions

Designed By:
 Drawn By:
 Checked By:
 Approved By:

**FEIS
 CONCEPTUAL**

CH2MHILL
 IN ASSOCIATION WITH
PARSONS & INCA
 ENGINEERS INC.

Submitted: Date: Approved: Date:

SOUNDTRANSIT

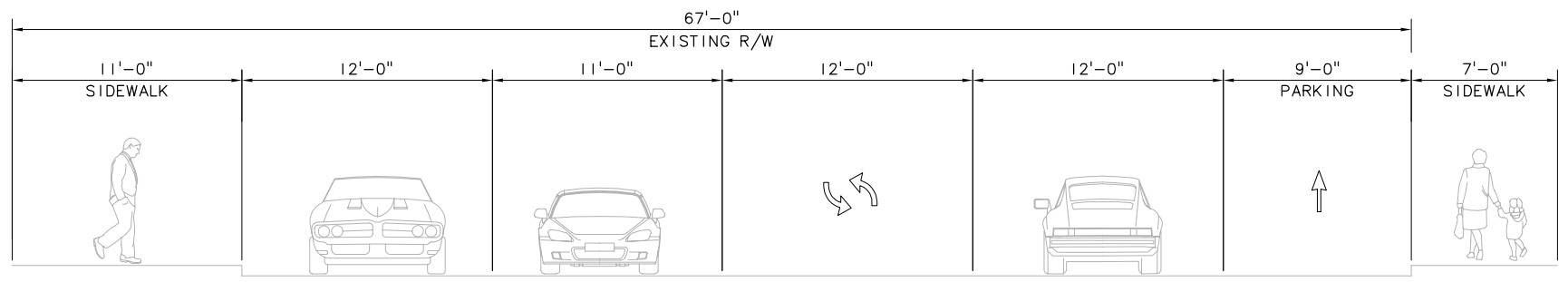
Scale: H: 1"=100'; V: 1"=25'
 Filename: ELC\C8E\KP01.dwg
 Contract No.: EL_SEG_C

EAST LINK PROJECT
 SEGMENT C: C8E-B3 OPTION
 ALTERNATIVE C8E
 TRACK PLAN & PROFILE

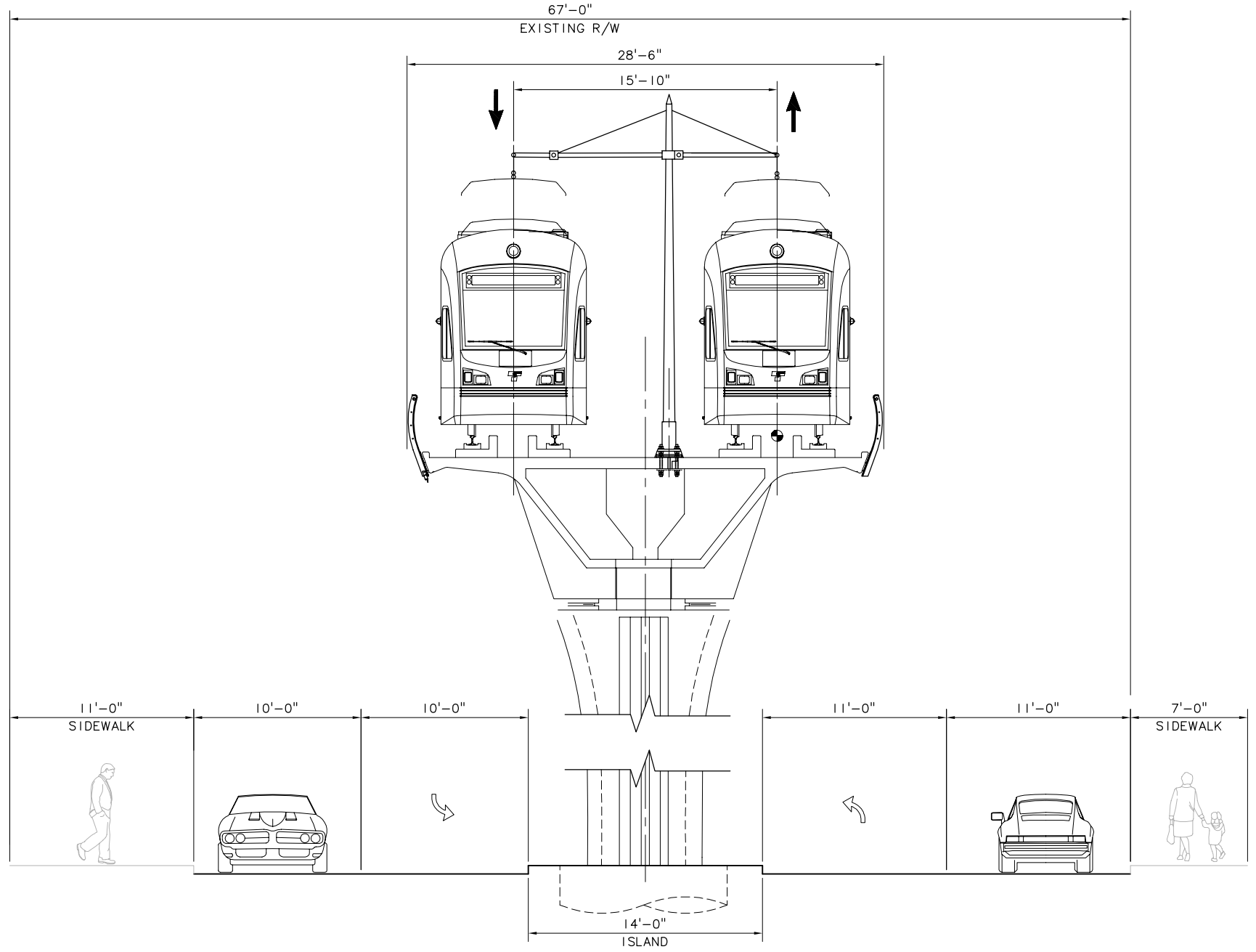
Drawing No.: **C8E1KP01**
 Sheet No.: Rev.:
C-128



XREF'S
 Resolved
 REG-DCON
 20-2234H
 Unresolved
 LTSCALE
 1=1



EXISTING SECTION - 110TH AVE NE, JUST NORTH OF NE 8TH ST
 SCALE: NTS



PROPOSED ROADWAY & LRT SECTION - 110TH AVE NE, JUST NORTH OF NE 8TH ST
 ALIGNMENT: C8E
 TRACK TYPE: ELEVATED DIRECT FIXATION DOUBLE TRACK GUIDEWAY
 SCALE: NTS

c:\work\ELC\C8E_KX01.dwg
 10/16/08 10:27 : eackerm OE5396

No.	Date	Dsn.	Chk.	App.	Revisions

Designed By:
 Drawn By:
 Checked By:
 Approved By:

FEIS
 CONCEPTUAL

CH2MHILL
 IN ASSOCIATION WITH
PARSONS & INCA
 ENGINEERS INC.

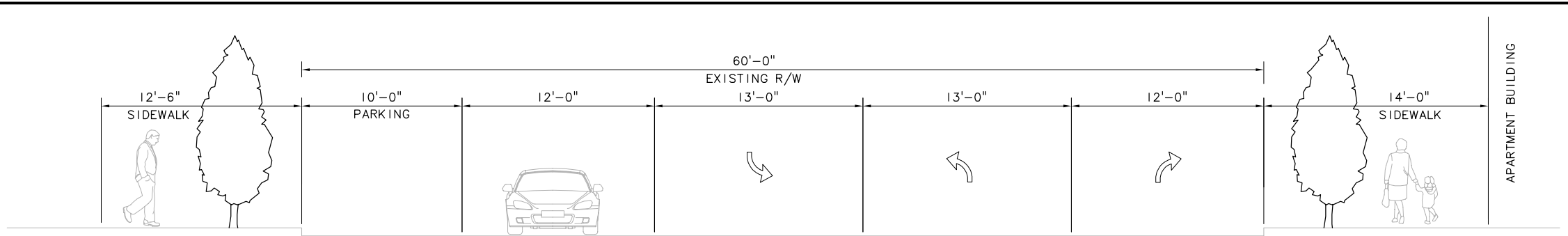
Submitted: Date: Approved: Date:

Scale: NTS
 Filename: ELC\C8E_KX01.dwg
 Contract No.: EL_SEG_C

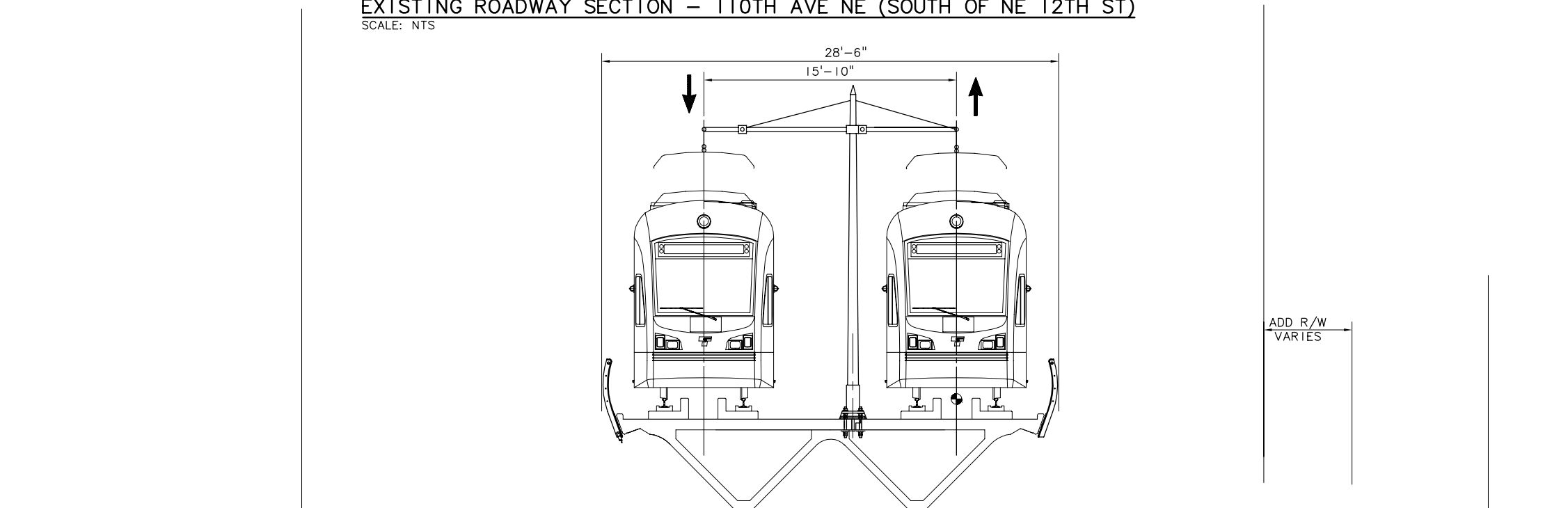
EAST LINK PROJECT
 SEGMENT C
 ALTERNATIVE C8E
 TYPICAL SECTION

Drawing No.: C8E-KX05
 Sheet No.: Rev.:
 C-129

XREF'S
 Resolved
 REG-DCON
 20-2234H
 Unresolved
 LTSCALE
 1=1



EXISTING ROADWAY SECTION - 110TH AVE NE (SOUTH OF NE 12TH ST)
 SCALE: NTS



PROPOSED ROADWAY & LRT SECTION - 110TH AVE NE (SOUTH OF NE 12TH ST)
 ALIGNMENT: C8E
 TRACK TYPE: ELEVATED DIRECT FIXATION DOUBLE TRACK GUIDEWAY
 SCALE: NTS

c:\work\ELC\C8E_KX02.dwg
 10/16/08 10:27 : eackerm OE5396

No.	Date	Dsn.	Chk.	App.	Revisions

Designed By:
 Drawn By:
 Checked By:
 Approved By:

FEIS
 CONCEPTUAL

CH2MHILL
 IN ASSOCIATION WITH
PARSONS & INCA
 ENGINEERS INC.

Submitted: Date: Approved: Date:

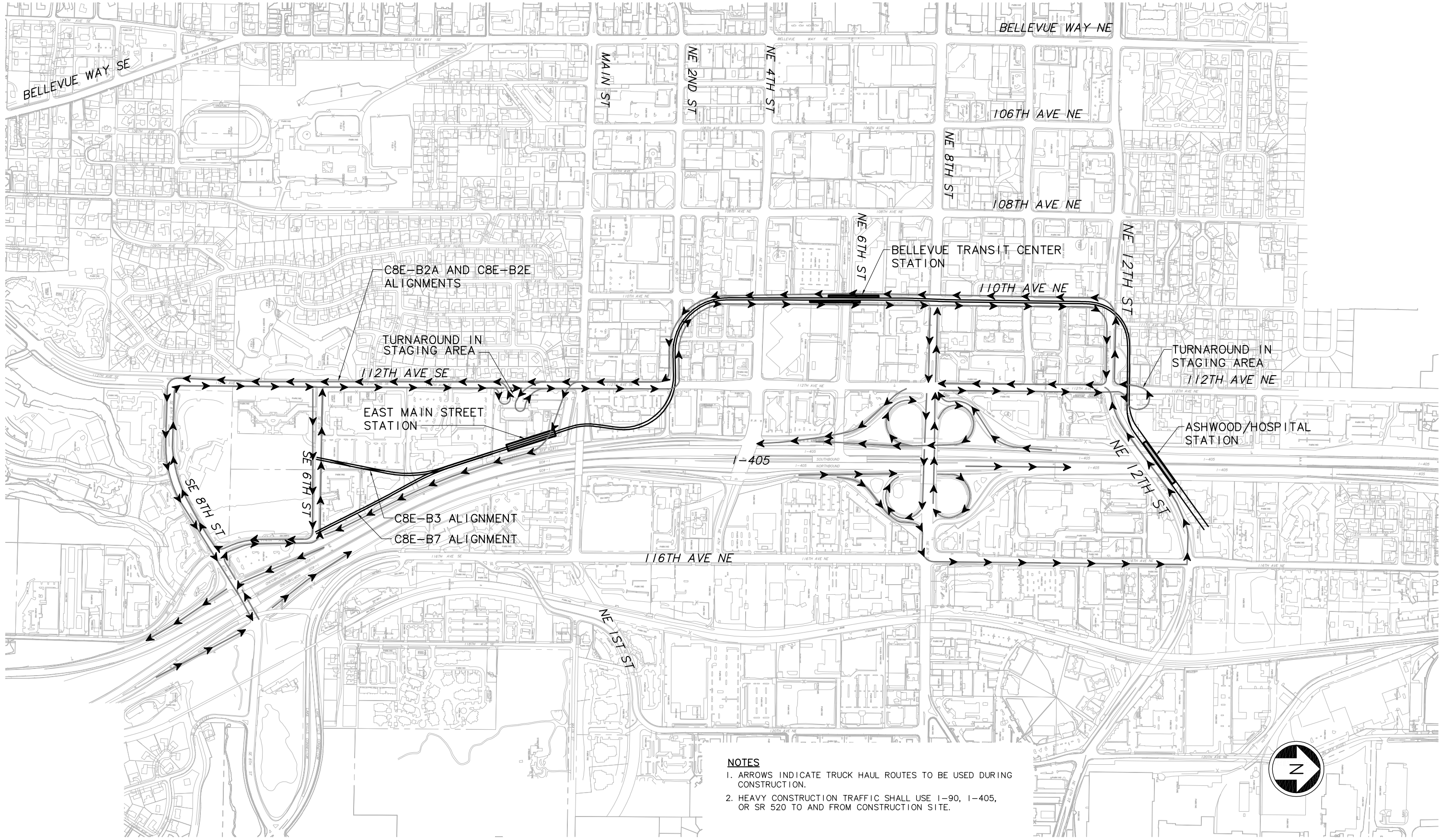
Scale: NTS
 Filename: ELC\C8E_KX02.dwg
 Contract No.: EL_SEG_C
 Date:

EAST LINK PROJECT
 SEGMENT C
 ALTERNATIVE C8E
 TYPICAL SECTION

Drawing No.: C8E-KX06
 Sheet No.: Rev.:
 C-130

XREF'S
 Resolved
 ELC_C8E_KA
 REG-DCON
 ZG-2234H
 x0222rx
 x0225f
 x0228rx
 x0231rx
 x0231sf
 x0522rx
 x0522sf
 x0525rx
 x0525sf
 x0528rx
 x0528sf
 x0531rx
 x0531sf
 x0534rx
 x0534sf
 x0825rx
 x0825sf
 x0828rx
 x0828sf
 x0831rx
 x0831sf
 x0834rx
 x0834sf
 Unresolved

LTSCALE
 1=1



- NOTES**
- ARROWS INDICATE TRUCK HAUL ROUTES TO BE USED DURING CONSTRUCTION.
 - HEAVY CONSTRUCTION TRAFFIC SHALL USE I-90, I-405, OR SR 520 TO AND FROM CONSTRUCTION SITE.



c:\work\ELC\C8E_CC01.dwg
 10/16/08 10:25 : eackerm OE5396

No.	Date	Dsn.	Chk.	App.	Revisions

Designed By:
 Drawn By:
 Checked By:
 Approved By:

**FEIS
 CONCEPTUAL**

CH2MHILL
 IN ASSOCIATION WITH
PARSONS & INCA
 ENGINEERS INC.

Submitted: Date:
 Approved: Date:

SOUNDTRANSIT

Scale: NTS
 Filename: ELC\C8E_CC01.dwg
 Contract No.: EL_SEG_C
 Date:

**EAST LINK PROJECT
 SEGMENT C
 ALTERNATIVE C8E**

CONSTRUCTION TRUCK HAUL ROUTE PLAN

Drawing No.: C8E-CC01
 Sheet No.: Rev.:
 C-131