



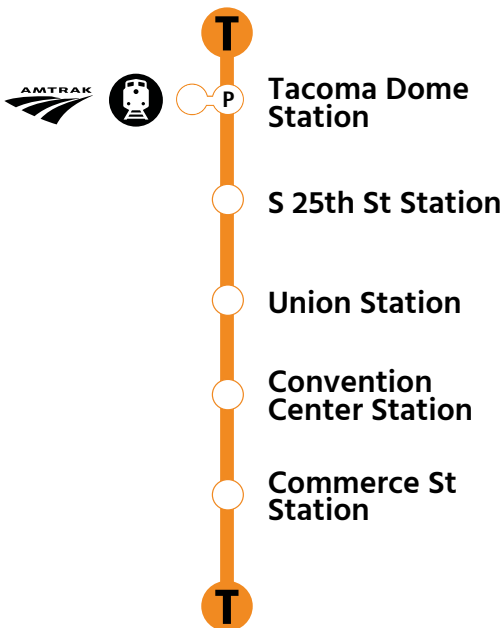
T Line

Tacoma Dome — Commerce St.



T Line rides are free

Effective March 19, 2023 – September 2, 2023



Legend	
T Line	Sounder S Line
Station	Amtrak
Transfer point	
Station/Parking	

Map not to scale

Weekdays

to Commerce St		to Tacoma Dome	
Tacoma Dome	Commerce St.	Commerce St.	Tacoma Dome
5:00 a.m.	5:08	5:14	5:22
5:24	5:32	5:38	5:46
5:48	5:56	6:02	6:10
6:12	6:20	6:26	6:34
6:36	6:44	6:50	6:58
6:38 a.m. – 8:00 p.m. Trains run every 12 min.			
8:00 p.m.	8:08	8:14	8:22
8:24	8:32	8:38	8:46
8:48	8:56	9:02	9:10
9:12	9:20	9:26	9:34
9:36	9:44	9:50	9:58
10:00*	10:08*	10:14*	10:22*

Saturdays

to Commerce St		to Tacoma Dome	
Tacoma Dome	Commerce St.	Commerce St.	Tacoma Dome
7:48 a.m.	7:56	8:02	8:10
8:00 a.m. – 10:00 p.m. Trains run every 12 min.			
10:00 p.m.*	10:08*	10:14*	10:22*

Sundays

to Commerce St		to Tacoma Dome	
Tacoma Dome	Commerce St.	Commerce St.	Tacoma Dome
9:48 a.m.	9:56	10:02	10:10
10:12	10:20	10:26	10:34
10:36	10:44	10:50	10:58
11:00	11:08	11:14	11:22
11:24	11:32	11:38	11:46
11:48	11:56	12:02	12:10
12:12 p.m.	12:20	12:26	12:34
12:36	12:44	12:50	12:58
1:00	1:08	1:14	1:22
1:24	1:32	1:38	1:46
1:48	1:56	2:02	2:10
2:12	2:20	2:26	2:34
2:36	2:44	2:50	2:58
3:00	3:08	3:14	3:22
3:24	3:32	3:38	3:46
3:48	3:56	4:02	4:10
4:12	4:20	4:26	4:34
4:36	4:44	4:50	4:58
5:00	5:08	5:14	5:22
5:24	5:32	5:38	5:46
5:48*	5:56*	6:02*	6:10*

For current holiday schedules visit soundtransit.org/holiday or see schedules posted at each station.



soundtransit.org/ride-with-us
Get updates soundtransit.org/subscribe

p.m. in bold

* Last departure.



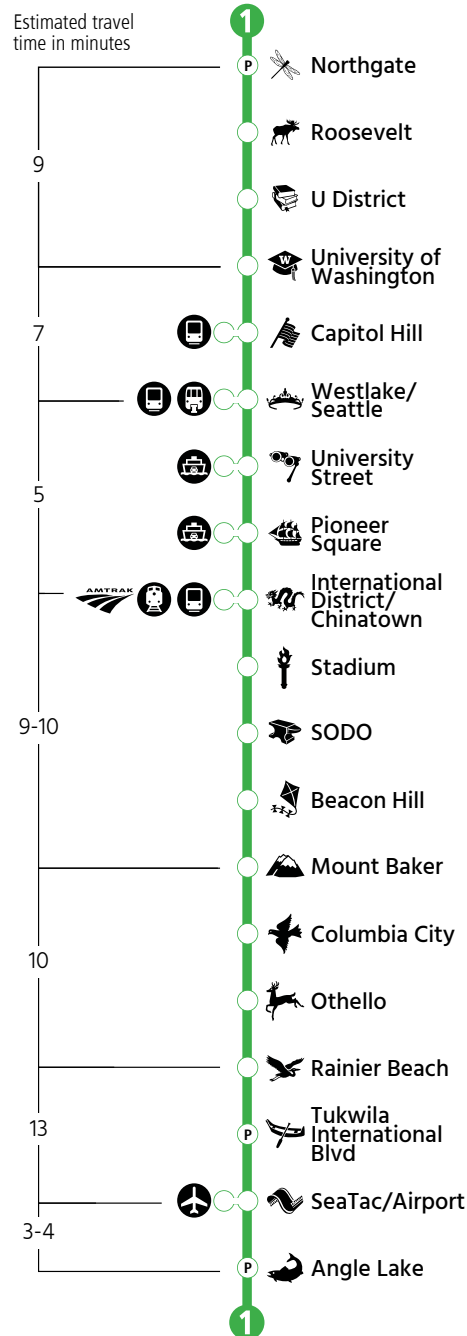
1 Line

Northgate — Angle Lake

SOUNDTRANSIT

Adult Fare \$2.25 - \$3.50

Effective March 18, 2023 — September 1, 2023



Legend

- 1** Link 1 Line
- Station
- Transfer point
- (P) Station/Parking
- 🚊 Streetcar
- 🚇 Monorail
- 🚝 Sounder N&S Lines
- 🚢 Ferry
- ✈️ Airport
- 🚂 Amtrak

Map not to scale



soundtransit.org/ride-with-us

➔ Get updates soundtransit.org/subscribe

Adult fares (ages 19-64)

	Northgate	Roosevelt	U District	University of Washington	Capitol Hill	Westlake	University Street	Pioneer Square	Int'l District/Chinatown	Stadium	SODO	Beacon Hill	Mount Baker	Columbia City	Othello	Rainier Beach	Tukwila Int'l Blvd	SeaTac/Airport	Angle Lake
Northgate		\$2.25	\$2.50	\$2.50	\$2.50	\$2.75	\$2.75	\$2.75	\$2.75	\$2.75	\$2.75	\$2.75	\$2.75	\$3.00	\$3.00	\$3.00	\$3.25	\$3.50	\$3.50
Roosevelt	\$2.25		\$2.25	\$2.25	\$2.50	\$2.50	\$2.50	\$2.50	\$2.50	\$2.50	\$2.75	\$2.75	\$2.75	\$2.75	\$2.75	\$3.00	\$3.25	\$3.25	\$3.25
U District	\$2.50	\$2.25		\$2.25	\$2.50	\$2.50	\$2.50	\$2.50	\$2.50	\$2.50	\$2.50	\$2.75	\$2.75	\$2.75	\$2.75	\$2.75	\$3.25	\$3.25	\$3.25
Univ of Washington	\$2.50	\$2.25	\$2.25		\$2.25	\$2.50	\$2.50	\$2.50	\$2.50	\$2.50	\$2.50	\$2.50	\$2.50	\$2.75	\$2.75	\$2.75	\$3.00	\$3.25	\$3.25
Capitol Hill	\$2.50	\$2.50	\$2.50	\$2.25		\$2.25	\$2.25	\$2.25	\$2.25	\$2.25	\$2.25	\$2.50	\$2.50	\$2.50	\$2.50	\$2.75	\$3.00	\$3.00	\$3.00
Westlake	\$2.75	\$2.50	\$2.50	\$2.50	\$2.25		\$2.25	\$2.25	\$2.25	\$2.25	\$2.25	\$2.25	\$2.50	\$2.50	\$2.50	\$2.50	\$3.00	\$3.00	\$3.00
University Street	\$2.75	\$2.50	\$2.50	\$2.50	\$2.25	\$2.25		\$2.25	\$2.25	\$2.25	\$2.25	\$2.25	\$2.50	\$2.50	\$2.50	\$2.50	\$3.00	\$3.00	\$3.00
Pioneer Square	\$2.75	\$2.50	\$2.50	\$2.50	\$2.25	\$2.25	\$2.25		\$2.25	\$2.25	\$2.25	\$2.25	\$2.50	\$2.50	\$2.50	\$2.50	\$3.00	\$3.00	\$3.00
Int'l District/Chinatown	\$2.75	\$2.50	\$2.50	\$2.50	\$2.25	\$2.25	\$2.25	\$2.25		\$2.25	\$2.25	\$2.25	\$2.50	\$2.50	\$2.50	\$2.50	\$3.00	\$3.00	\$3.00
Stadium	\$2.75	\$2.50	\$2.50	\$2.50	\$2.25	\$2.25	\$2.25	\$2.25	\$2.25		\$2.25	\$2.25	\$2.25	\$2.25	\$2.50	\$2.50	\$2.75	\$3.00	\$3.00
SODO	\$2.75	\$2.75	\$2.50	\$2.50	\$2.25	\$2.25	\$2.25	\$2.25	\$2.25	\$2.25		\$2.25	\$2.25	\$2.25	\$2.50	\$2.50	\$2.75	\$2.75	\$3.00
Beacon Hill	\$2.75	\$2.75	\$2.75	\$2.50	\$2.50	\$2.25	\$2.25	\$2.25	\$2.25	\$2.25	\$2.25		\$2.25	\$2.25	\$2.50	\$2.50	\$2.75	\$2.75	\$3.00
Mount Baker	\$2.75	\$2.75	\$2.75	\$2.50	\$2.50	\$2.50	\$2.50	\$2.50	\$2.50	\$2.25	\$2.25	\$2.25		\$2.25	\$2.25	\$2.50	\$2.75	\$2.75	\$3.00
Columbia City	\$3.00	\$2.75	\$2.75	\$2.75	\$2.50	\$2.50	\$2.50	\$2.50	\$2.50	\$2.25	\$2.25	\$2.25	\$2.25		\$2.25	\$2.25	\$2.50	\$2.75	\$2.75
Othello	\$3.00	\$2.75	\$2.75	\$2.75	\$2.50	\$2.50	\$2.50	\$2.50	\$2.50	\$2.50	\$2.50	\$2.50	\$2.25	\$2.25		\$2.25	\$2.50	\$2.75	\$2.75
Rainier Beach	\$3.00	\$3.00	\$2.75	\$2.75	\$2.75	\$2.50	\$2.50	\$2.50	\$2.50	\$2.50	\$2.50	\$2.50	\$2.50	\$2.25	\$2.25		\$2.50	\$2.50	\$2.75
Tukwila Int'l Blvd	\$3.25	\$3.25	\$3.25	\$3.00	\$3.00	\$3.00	\$3.00	\$3.00	\$3.00	\$2.75	\$2.75	\$2.75	\$2.75	\$2.50	\$2.50	\$2.50		\$2.25	\$2.50
SeaTac/Airport	\$3.50	\$3.25	\$3.25	\$3.25	\$3.00	\$3.00	\$3.00	\$3.00	\$3.00	\$3.00	\$2.75	\$2.75	\$2.75	\$2.75	\$2.75	\$2.50	\$2.25		\$2.25
Angle Lake	\$3.50	\$3.25	\$3.25	\$3.25	\$3.00	\$3.00	\$3.00	\$3.00	\$3.00	\$3.00	\$3.00	\$3.00	\$3.00	\$2.75	\$2.75	\$2.75	\$2.50	\$2.25	

Youth fare (18 and under)

All youth fares are free. Youth are encouraged to use ORCA Youth card.

Senior/disabled fares

All senior/disabled fares are \$1.00. Requires Regional Reduced Fare Permit.

ORCA LIFT low-income fares

All low-income fares are \$1.00 with an ORCA LIFT card.
Visit soundtransit.org/orcalift to see if you qualify and learn how to apply.

1 Line

Northbound | Weekdays

to Northgate

Angle Lake	SeaTac/Airport	Tukwila Int'l Blvd	Rainier Beach	Othello	Columbia City	Mount Baker	Beacon Hill	SODO	Stadium	Int'l District/Chinatown	Pioneer Square	University St	Westlake	Capitol Hill	University of Washington	U District	Roosevelt	Northgate
:	:	:	:	:	:	:	:	4:24 a.m.	4:26	4:28	4:30	4:31	4:33	4:36	4:40	:	:	:
:	:	:	:	:	:	:	:	4:36	4:38	4:40	4:42	4:43	4:45	4:48	4:52	4:55	4:57	5:01
:	:	:	:	:	:	:	:	4:48	4:50	4:52	4:54	4:55	4:57	5:00	5:04	5:07	5:09	5:13
:	:	:	:	:	:	:	:	5:00	5:02	5:04	5:06	5:07	5:09	5:12	5:16	5:19	5:21	5:25
:	:	:	:	:	:	:	:	5:12	5:14	5:16	5:18	5:19	5:21	5:24	5:28	5:31	5:33	5:37
:	:	:	:	:	:	:	:	5:24	5:26	5:28	5:30	5:31	5:33	5:36	5:40	5:43	5:45	5:49
4:56	4:59	5:03	5:12	5:15	5:19	5:22	5:25	5:28	5:30	5:32	5:34	5:35	5:37	5:40	5:44	5:47	5:49	5:53
:	:	:	:	:	:	:	:	5:37	5:39	5:41	5:43	5:44	5:46	5:49	5:53	5:56	5:58	6:02
5:08	5:11	5:15	5:24	5:27	5:31	5:34	5:37	5:40	5:42	5:44	5:46	5:47	5:49	5:52	5:56	5:59	6:01	6:05
5:20	5:23	5:27	5:36	5:39	5:43	5:46	5:49	5:52	5:54	5:56	5:58	5:59	6:01	6:04	6:08	6:11	6:13	6:17
:	:	:	:	:	:	:	:	6:01	6:03	6:05	6:07	6:08	6:10	6:13	6:17	6:20	6:22	6:26
5:32	5:35	5:39	5:48	5:51	5:55	5:58	6:01	6:04	6:06	6:08	6:10	6:11	6:13	6:16	6:20	6:23	6:25	6:29
5:32 a.m. — 8:46 a.m. Trains run every 8 min.																		
8:46	8:49	8:53	9:02	9:05	9:09	9:12	9:15	9:18	9:20	9:22	9:24	9:25	9:27	9:30	9:34	9:37	9:39	9:43
8:46 a.m. — 2:16 p.m. Trains run every 10 min.																		
2:16 p.m.	2:19	2:23	2:32	2:35	2:39	2:42	2:45	2:48	2:50	2:52	2:54	2:55	2:57	3:00	3:04	3:07	3:09	3:13
2:16 p.m. — 6:16 p.m. Trains run every 8 min.																		
6:16	6:19	6:23	6:32	6:35	6:39	6:42	6:45	6:48	6:50	6:52	6:54	6:55	6:57	7:00	7:04	7:07	7:09	7:13
6:16 p.m. — 9:56 p.m. Trains run every 10 min.																		
9:56	9:59	10:03	10:12	10:15	10:19	10:22	10:25	10:28	10:30	10:32	10:34	10:35	10:37	10:40	10:44	10:47	10:49	10:53
10:11	10:14	10:18	10:27	10:30	10:34	10:37	10:40	10:43	10:45	10:47	10:49	10:50	10:52	10:55	10:59	11:02	11:04	11:08
10:26	10:29	10:33	10:42	10:45	10:49	10:52	10:55	10:58	11:00	11:02	11:04	11:05	11:07	11:10	11:14	11:17	11:19	11:23
10:41	10:44	10:48	10:57	11:00	11:04	11:07	11:10	11:13	11:15	11:17	11:19	11:20	11:22	11:25	11:29	11:32	11:34	11:38
10:56	10:59	11:03	11:12	11:15	11:19	11:22	11:25	11:28	11:30	11:32	11:34	11:35	11:37	11:40	11:44	11:47	11:49	11:53
11:11	11:14	11:18	11:27	11:30	11:34	11:37	11:40	11:43	11:45	11:47	11:49	11:50	11:52	11:55	11:59	12:02	12:04	12:08
11:26	11:29	11:33	11:42	11:45	11:49	11:52	11:55	11:58	12:00	12:02	12:04	12:05	12:07	12:10	12:14	12:17	12:19	12:23
11:41	11:44	11:48	11:57	12:00	12:04	12:07	12:10	12:13	12:15	12:17	12:19	12:20	12:22	12:25	12:29	12:32	12:34	12:38
12:00	12:03	12:07	12:16	12:19	12:23	12:26	12:29	12:32	12:34	^								
12:15	12:18	12:22	12:31	12:34	12:38	12:41	12:44	12:47	12:49									
12:30	12:33	12:37	12:46	12:49	12:53	12:56	12:59	1:02	1:04	^								
12:45	12:48	12:52	1:01	1:04	1:08	1:11	1:14	1:17	1:19									
1:00	1:03	1:07	1:16	1:19	1:23	1:26	1:29	1:32	1:34									
1:15	1:18	1:22	1:31	1:34	1:38	1:41	1:44	1:47	1:49									
1:30	1:33	1:37	1:46	1:49	1:53	1:56	1:59	2:02	2:04	^								
1:40	1:43	1:47	1:56	1:59	2:03	2:06	2:09	2:12	2:14	^								

p.m. in bold

^ King County Metro RapidRide E Line serves Stadium Station late nights at 12:38 a.m., 1:08 a.m., 2:08 a.m. and 2:54 a.m. for continuing northbound service to Downtown Seattle

1 Line

Southbound | Weekdays

to Angle Lake

Northgate	Roosevelt	U District	University of Washington	Capitol Hill	Westlake	University St	Pioneer Square	Int'l District/Chinatown	Stadium	SODO	Beacon Hill	Mount Baker	Columbia City	Othello	Rainier Beach	Tukwila Int'l Blvd	SeaTac/Airport	Angle Lake
:	:	:	:	:	:	:	:	:	:	:	4:11 a.m.	4:13	4:17	4:21	4:24	4:40	4:46	4:50
:	:	:	:	:	:	:	:	:	:	:	4:33	4:35	4:38	4:42	4:45	4:55	4:58	5:02
:	:	:	:	:	:	:	:	:	4:37	4:39	4:42	4:44	4:47	4:51	4:54	5:04	5:07	5:11
:	:	:	:	:	:	:	:	:	:	:	4:57	4:59	5:02	5:06	5:09	5:19	5:22	5:26
:	:	:	:	:	:	:	:	:	:	:	5:05	5:07	5:10	5:14	5:17	5:27	5:30	5:34
:	:	:	4:45	4:51	4:55	4:58	5:00	5:03	5:05	5:07	5:10	5:12	5:15	5:19	5:22	5:32	5:35	5:39
:	:	:	:	:	:	:	:	:	:	:	5:19	5:21	5:24	5:28	5:31	5:41	5:44	5:48
4:51	4:58	5:02	5:05	5:09	5:12	5:14	5:15	5:17	5:19	5:21	5:24	5:26	5:29	5:33	5:36	5:46	5:49	5:53
5:07	5:11	5:13	5:16	5:20	5:23	5:25	5:26	5:28	5:30	5:32	5:35	5:37	5:40	5:44	5:47	5:57	6:00	6:04
:	:	:	:	:	:	:	:	:	:	:	5:42	5:44	5:47	5:51	5:54	6:04	6:07	6:11
5:19	5:23	5:25	5:28	5:32	5:35	5:37	5:38	5:40	5:42	5:44	5:47	5:49	5:52	5:56	5:59	6:09	6:12	6:16
5:31	5:35	5:37	5:40	5:44	5:47	5:49	5:50	5:52	5:54	5:56	5:59	6:01	6:04	6:08	6:11	6:21	6:24	6:28
:	:	:	:	:	:	:	:	:	:	:	6:06	6:08	6:11	6:15	6:18	6:28	6:31	6:35
5:43	5:47	5:49	5:52	5:56	5:59	6:01	6:02	6:04	6:06	6:08	6:11	6:13	6:16	6:20	6:23	6:33	6:36	6:40
5:43 a.m. — 9:43 a.m. Trains run every 8 min.																		
9:43	9:47	9:49	9:52	9:56	9:59	10:01	10:02	10:04	10:06	10:08	10:11	10:13	10:16	10:20	10:23	10:33	10:36	10:40
9:43 a.m. — 2:53 p.m. Trains run every 10 min.																		
2:53 p.m.	2:57	2:59	3:02	3:06	3:09	3:11	3:12	3:14	3:16	3:18	3:21	3:23	3:26	3:30	3:33	3:43	3:46	3:50
2:53 p.m. — 6:53 p.m. Trains run every 8 min.																		
6:53	6:57	6:59	7:02	7:06	7:09	7:11	7:12	7:14	7:16	7:18	7:21	7:23	7:26	7:30	7:33	7:43	7:46	7:50
6:53 p.m. — 10:13 p.m. Trains run every 10 min.																		
10:13	10:17	10:19	10:22	10:26	10:29	10:31	10:32	10:34	10:36	10:38	10:41	10:43	10:46	10:50	10:53	11:03	11:06	11:10
10:28	10:32	10:34	10:37	10:41	10:44	10:46	10:47	10:49	10:51	10:53	10:56	10:58	11:01	11:05	11:08	11:18	11:21	11:25
10:43	10:47	10:49	10:52	10:56	10:59	11:01	11:02	11:04	11:06	11:08	11:11	11:13	11:16	11:20	11:23	11:33	11:36	11:40
10:58	11:02	11:04	11:07	11:11	11:14	11:16	11:17	11:19	11:21	11:23	11:26	11:28	11:31	11:35	11:38	11:48	11:51	11:55
11:13	11:17	11:19	11:22	11:26	11:29	11:31	11:32	11:34	11:36	11:38	11:41	11:43	11:46	11:50	11:53	12:03	12:06	12:10
11:28	11:32	11:34	11:37	11:41	11:44	11:46	11:47	11:49	11:51	11:53	11:56	11:58	12:01	12:05	12:08	12:18	12:21	12:25
11:43	11:47	11:49	11:52	11:56	11:59	12:01	12:02	12:04	12:06	12:08	12:11	12:13	12:16	12:20	12:23	12:33	12:36	12:40
11:58	12:02	12:04	12:07	12:11	12:14	12:16	12:17	12:19	12:21	12:23	12:26	12:28	12:31	12:35	12:38	12:48	12:51	12:55
12:13 a.m.	12:17	12:19	12:22	12:26	12:29	12:31	12:32	12:34	12:36	12:38	12:41	12:43	12:46	12:50	12:53	1:03	1:06	1:10
12:28	12:32	12:34	12:37	12:41	12:44	12:46	12:47	12:49	12:51	12:53	12:56	12:58	1:01	1:05	1:08	1:18	1:21	1:25

p.m. in bold

1 Line

Northbound | Saturdays

to Northgate

Angle Lake	SeaTac/Airport	Tukwila Int'l Blvd	Rainier Beach	Othello	Columbia City	Mount Baker	Beacon Hill	SODO	Stadium	Int'l District/Chinatown	Pioneer Square	University St	Westlake	Capitol Hill	University of Washington	U District	Roosevelt	Northgate
:	:	:	:	:	:	:	:	4:24 a.m.	4:26	4:28	4:30	4:31	4:33	4:36	4:40	:	:	:
:	:	:	:	:	:	:	:	4:36	4:38	4:40	4:42	4:43	4:45	4:48	4:52	4:55	4:57	5:01
:	:	:	:	:	:	:	:	4:48	4:50	4:52	4:54	4:55	4:57	5:00	5:04	5:07	5:09	5:13
:	:	:	:	:	:	:	:	5:00	5:02	5:04	5:06	5:07	5:09	5:12	5:16	5:19	5:21	5:25
:	:	:	:	:	:	:	:	5:12	5:14	5:16	5:18	5:19	5:21	5:24	5:28	5:31	5:33	5:37
:	:	:	:	:	:	:	:	5:24	5:26	5:28	5:30	5:31	5:33	5:36	5:40	5:43	5:45	5:49
4:56	4:59	5:03	5:12	5:15	5:19	5:22	5:25	5:28	5:30	5:32	5:34	5:35	5:37	5:40	5:44	5:47	5:49	5:53
5:08	5:11	5:15	5:24	5:27	5:31	5:34	5:37	5:40	5:42	5:44	5:46	5:47	5:49	5:52	5:56	5:59	6:01	6:05
5:20	5:23	5:27	5:36	5:39	5:43	5:46	5:49	5:52	5:54	5:56	5:58	5:59	6:01	6:04	6:08	6:11	6:13	6:17
5:32	5:35	5:39	5:48	5:51	5:55	5:58	6:01	6:04	6:06	6:08	6:10	6:11	6:13	6:16	6:20	6:23	6:25	6:29
5:44	5:47	5:51	6:00	6:03	6:07	6:10	6:13	6:16	6:18	6:20	6:22	6:23	6:25	6:28	6:32	6:35	6:37	6:41
5:56	5:59	6:03	6:12	6:15	6:19	6:22	6:25	6:28	6:30	6:32	6:34	6:35	6:37	6:40	6:44	6:47	6:49	6:53
6:08	6:11	6:15	6:24	6:27	6:31	6:34	6:37	6:40	6:42	6:44	6:46	6:47	6:49	6:52	6:56	6:59	7:01	7:05
6:20	6:23	6:27	6:36	6:39	6:43	6:46	6:49	6:52	6:54	6:56	6:58	6:59	7:01	7:04	7:08	7:11	7:13	7:17
6:32	6:35	6:39	6:48	6:51	6:55	6:58	7:01	7:04	7:06	7:08	7:10	7:11	7:13	7:16	7:20	7:23	7:25	7:29
6:44	6:47	6:51	7:00	7:03	7:07	7:10	7:13	7:16	7:18	7:20	7:22	7:23	7:25	7:28	7:32	7:35	7:37	7:41
6:56	6:59	7:03	7:12	7:15	7:19	7:22	7:25	7:28	7:30	7:32	7:34	7:35	7:37	7:40	7:44	7:47	7:49	7:53
7:08	7:11	7:15	7:24	7:27	7:31	7:34	7:37	7:40	7:42	7:44	7:46	7:47	7:49	7:52	7:56	7:59	8:01	8:05
7:20	7:23	7:27	7:36	7:39	7:43	7:46	7:49	7:52	7:54	7:56	7:58	7:59	8:01	8:04	8:08	8:11	8:13	8:17
:	:	:	:	:	:	:	:	8:01	8:03	8:05	8:07	8:08	8:10	8:13	8:17	8:20	8:22	8:26
7:32	7:35	7:39	7:48	7:51	7:55	7:58	8:01	8:04	8:06	8:08	8:10	8:11	8:13	8:16	8:20	8:23	8:25	8:29
7:44	7:47	7:51	8:00	8:03	8:07	8:10	8:13	8:16	8:18	8:20	8:22	8:23	8:25	8:28	8:32	8:35	8:37	8:41
7:56	7:59	8:03	8:12	8:15	8:19	8:22	8:25	8:28	8:30	8:32	8:34	8:35	8:37	8:40	8:44	8:47	8:49	8:53
7:56 a.m. — 9:56 p.m. Trains run every 10 min.																		
9:56 p.m.	9:59	10:03	10:12	10:15	10:19	10:22	10:25	10:28	10:30	10:32	10:34	10:35	10:37	10:40	10:44	10:47	10:49	10:53
10:11	10:14	10:18	10:27	10:30	10:34	10:37	10:40	10:43	10:45	10:47	10:49	10:50	10:52	10:55	10:59	11:02	11:04	11:08
10:26	10:29	10:33	10:42	10:45	10:49	10:52	10:55	10:58	11:00	11:02	11:04	11:05	11:07	11:10	11:14	11:17	11:19	11:23
10:41	10:44	10:48	10:57	11:00	11:04	11:07	11:10	11:13	11:15	11:17	11:19	11:20	11:22	11:25	11:29	11:32	11:34	11:38
10:56	10:59	11:03	11:12	11:15	11:19	11:22	11:25	11:28	11:30	11:32	11:34	11:35	11:37	11:40	11:44	11:47	11:49	11:53
11:11	11:14	11:18	11:27	11:30	11:34	11:37	11:40	11:43	11:45	11:47	11:49	11:50	11:52	11:55	11:59	12:02	12:04	12:08
11:26	11:29	11:33	11:42	11:45	11:49	11:52	11:55	11:58	12:00	12:02	12:04	12:05	12:07	12:10	12:14	12:17	12:19	12:23
11:41	11:44	11:48	11:57	12:00	12:04	12:07	12:10	12:13	12:15	12:17	12:19	12:20	12:22	12:25	12:29	12:32	12:34	12:38
12:00 a.m.	12:03	12:07	12:16	12:19	12:23	12:26	12:29	12:32	12:34	^	:	:	:	:	:	:	:	:
12:15	12:18	12:22	12:31	12:34	12:38	12:41	12:44	12:47	12:49	:	:	:	:	:	:	:	:	:
12:30	12:33	12:37	12:46	12:49	12:53	12:56	12:59	1:02	1:04	^	:	:	:	:	:	:	:	:
12:45	12:48	12:52	1:01	1:04	1:08	1:11	1:14	1:17	1:19	:	:	:	:	:	:	:	:	:
1:00	1:03	1:07	1:16	1:19	1:23	1:26	1:29	1:32	1:34	:	:	:	:	:	:	:	:	:
1:15	1:18	1:22	1:31	1:34	1:38	1:41	1:44	1:47	1:49	:	:	:	:	:	:	:	:	:
1:30	1:33	1:37	1:46	1:49	1:53	1:56	1:59	2:02	2:04	^	:	:	:	:	:	:	:	:
1:40	1:43	1:47	1:56	1:59	2:03	2:06	2:09	2:12	2:14	:	:	:	:	:	:	:	:	:

p.m. in bold

^ King County Metro RapidRide E Line serves Stadium Station late nights at 12:38 a.m., 1:08 a.m., 2:08 a.m. and 2:54 a.m. for continuing northbound service to Downtown Seattle

1 Line

Southbound | Saturdays

to Angle Lake

Northgate	Roosevelt	U District	University of Washington	Capitol Hill	Westlake	University St	Pioneer Square	Int'l District/Chinatown	Stadium	SODO	Beacon Hill	Mount Baker	Columbia City	Othello	Rainier Beach	Tukwila Int'l Blvd	SeaTac/Airport	Angle Lake
:	:	:	:	:	:	:	:	:	:	:	4:11 a.m.	4:13	4:17	4:21	4:24	4:40	4:46	4:50
:	:	:	:	:	:	:	:	:	:	:	4:33	4:35	4:38	4:42	4:45	4:55	4:58	5:02
:	:	:	:	:	:	:	:	:	4:37	4:39	4:42	4:44	4:47	4:51	4:54	5:04	5:07	5:11
:	:	:	:	:	:	:	:	:	:	:	4:57	4:59	5:02	5:06	5:09	5:19	5:22	5:26
:	:	:	:	:	:	:	:	:	:	:	5:05	5:07	5:10	5:14	5:17	5:27	5:30	5:34
:	:	:	4:45	4:51	4:55	4:58	5:00	5:03	5:05	5:07	5:10	5:12	5:15	5:19	5:22	5:32	5:35	5:39
4:51	4:58	5:02	5:05	5:09	5:12	5:14	5:15	5:17	5:19	5:21	5:24	5:26	5:29	5:33	5:36	5:46	5:49	5:53
5:07	5:11	5:13	5:16	5:20	5:23	5:25	5:26	5:28	5:30	5:32	5:35	5:37	5:40	5:44	5:47	5:57	6:00	6:04
5:19	5:23	5:25	5:28	5:32	5:35	5:37	5:38	5:40	5:42	5:44	5:47	5:49	5:52	5:56	5:59	6:09	6:12	6:16
5:31	5:35	5:37	5:40	5:44	5:47	5:49	5:50	5:52	5:54	5:56	5:59	6:01	6:04	6:08	6:11	6:21	6:24	6:28
5:43	5:47	5:49	5:52	5:56	5:59	6:01	6:02	6:04	6:06	6:08	6:11	6:13	6:16	6:20	6:23	6:33	6:36	6:40
5:55	5:59	6:01	6:04	6:08	6:11	6:13	6:14	6:16	6:18	6:20	6:23	6:25	6:28	6:32	6:35	6:45	6:48	6:52
6:07	6:11	6:13	6:16	6:20	6:23	6:25	6:26	6:28	6:30	6:32	6:35	6:37	6:40	6:44	6:47	6:57	7:00	7:04
6:19	6:23	6:25	6:28	6:32	6:35	6:37	6:38	6:40	6:42	6:44	6:47	6:49	6:52	6:56	6:59	7:09	7:12	7:16
6:31	6:35	6:37	6:40	6:44	6:47	6:49	6:50	6:52	6:54	6:56	6:59	7:01	7:04	7:08	7:11	7:21	7:24	7:28
6:43	6:47	6:49	6:52	6:56	6:59	7:01	7:02	7:04	7:06	7:08	7:11	7:13	7:16	7:20	7:23	7:33	7:36	7:40
6:55	6:59	7:01	7:04	7:08	7:11	7:13	7:14	7:16	7:18	7:20	7:23	7:25	7:28	7:32	7:35	7:45	7:48	7:52
7:07	7:11	7:13	7:16	7:20	7:23	7:25	7:26	7:28	7:30	7:32	7:35	7:37	7:40	7:44	7:47	7:57	8:00	8:04
7:19	7:23	7:25	7:28	7:32	7:35	7:37	7:38	7:40	7:42	7:44	7:47	7:49	7:52	7:56	7:59	8:09	8:12	8:16
7:31	7:35	7:37	7:40	7:44	7:47	7:49	7:50	7:52	7:54	7:56	7:59	8:01	8:04	8:08	8:11	8:21	8:24	8:28
:	:	:	:	:	:	:	:	:	:	:	8:06	8:08	8:11	8:15	8:18	8:28	8:31	8:35
7:43	7:47	7:49	7:52	7:56	7:59	8:01	8:02	8:04	8:06	8:08	8:11	8:13	8:16	8:20	8:23	8:33	8:36	8:40
7:43 a.m. — 10:13 p.m. Trains run every 10 min.																		
10:13 p.m.	10:17	10:19	10:22	10:26	10:29	10:31	10:32	10:34	10:36	10:38	10:41	10:43	10:46	10:50	10:53	11:03	11:06	11:10
10:28	10:32	10:34	10:37	10:41	10:44	10:46	10:47	10:49	10:51	10:53	10:56	10:58	11:01	11:05	11:08	11:18	11:21	11:25
10:43	10:47	10:49	10:52	10:56	10:59	11:01	11:02	11:04	11:06	11:08	11:11	11:13	11:16	11:20	11:23	11:33	11:36	11:40
10:58	11:02	11:04	11:07	11:11	11:14	11:16	11:17	11:19	11:21	11:23	11:26	11:28	11:31	11:35	11:38	11:48	11:51	11:55
11:13	11:17	11:19	11:22	11:26	11:29	11:31	11:32	11:34	11:36	11:38	11:41	11:43	11:46	11:50	11:53	12:03	12:06	12:10
11:28	11:32	11:34	11:37	11:41	11:44	11:46	11:47	11:49	11:51	11:53	11:56	11:58	12:01	12:05	12:08	12:18	12:21	12:25
11:43	11:47	11:49	11:52	11:56	11:59	12:01	12:02	12:04	12:06	12:08	12:11	12:13	12:16	12:20	12:23	12:33	12:36	12:40
11:58	12:02	12:04	12:07	12:11	12:14	12:16	12:17	12:19	12:21	12:23	12:26	12:28	12:31	12:35	12:38	12:48	12:51	12:55
12:13 a.m.	12:17	12:19	12:22	12:26	12:29	12:31	12:32	12:34	12:36	12:38	12:41	12:43	12:46	12:50	12:53	1:03	1:06	1:10
12:28	12:32	12:34	12:37	12:41	12:44	12:46	12:47	12:49	12:51	12:53	12:56	12:58	1:01	1:05	1:08	1:18	1:21	1:25

p.m. in bold

^ King County Metro RapidRide E Line will serve Stadium Station at 12:38 a.m., 1:08 a.m., 2:08 a.m. and 2:54 a.m. for continuing northbound service to Downtown Seattle.

1 Line

Northbound | Sundays

to Northgate

Angle Lake	SeaTac/Airport	Tukwila Int'l Blvd	Rainier Beach	Othello	Columbia City	Mount Baker	Beacon Hill	SODO	Stadium	Int'l District/Chinatown	Pioneer Square	University St	Westlake	Capitol Hill	University of Washington	U District	Roosevelt	Northgate
:	:	:	:	:	:	:	:	5:24 a.m.	5:26	5:28	5:30	5:31	5:33	5:36	5:40	5:43	5:45	5:49
:	:	:	:	:	:	:	:	5:36	5:38	5:40	5:42	5:43	5:45	5:48	5:52	5:55	5:57	6:01
:	:	:	:	:	:	:	:	5:48	5:50	5:52	5:54	5:55	5:57	6:00	6:04	6:07	6:09	6:13
:	:	:	:	:	:	:	:	6:00	6:02	6:04	6:06	6:07	6:09	6:12	6:16	6:19	6:21	6:25
:	:	:	:	:	:	:	:	6:12	6:14	6:16	6:18	6:19	6:21	6:24	6:28	6:31	6:33	6:37
:	:	:	:	:	:	:	:	6:24	6:26	6:28	6:30	6:31	6:33	6:36	6:40	6:43	6:45	6:49
5:56	5:59	6:03	6:12	6:15	6:19	6:22	6:25	6:28	6:30	6:32	6:34	6:35	6:37	6:40	6:44	6:47	6:49	6:53
6:08	6:11	6:15	6:24	6:27	6:31	6:34	6:37	6:40	6:42	6:44	6:46	6:47	6:49	6:52	6:56	6:59	7:01	7:05
6:20	6:23	6:27	6:36	6:39	6:43	6:46	6:49	6:52	6:54	6:56	6:58	6:59	7:01	7:04	7:08	7:11	7:13	7:17
6:32	6:35	6:39	6:48	6:51	6:55	6:58	7:01	7:04	7:06	7:08	7:10	7:11	7:13	7:16	7:20	7:23	7:25	7:29
6:44	6:47	6:51	7:00	7:03	7:07	7:10	7:13	7:16	7:18	7:20	7:22	7:23	7:25	7:28	7:32	7:35	7:37	7:41
6:56	6:59	7:03	7:12	7:15	7:19	7:22	7:25	7:28	7:30	7:32	7:34	7:35	7:37	7:40	7:44	7:47	7:49	7:53
7:08	7:11	7:15	7:24	7:27	7:31	7:34	7:37	7:40	7:42	7:44	7:46	7:47	7:49	7:52	7:56	7:59	8:01	8:05
:	:	:	:	:	:	:	:	7:47	7:49	7:51	7:53	7:54	7:56	7:59	8:03	8:06	8:08	8:12
7:20	7:23	7:27	7:36	7:39	7:43	7:46	7:49	7:52	7:54	7:56	7:58	7:59	8:01	8:04	8:08	8:11	8:13	8:17
7:32	7:35	7:39	7:48	7:51	7:55	7:58	8:01	8:04	8:06	8:08	8:10	8:11	8:13	8:16	8:20	8:23	8:25	8:29
7:44	7:47	7:51	8:00	8:03	8:07	8:10	8:13	8:16	8:18	8:20	8:22	8:23	8:25	8:28	8:32	8:35	8:37	8:41
7:56	7:59	8:03	8:12	8:15	8:19	8:22	8:25	8:28	8:30	8:32	8:34	8:35	8:37	8:40	8:44	8:47	8:49	8:53
7:56 a.m. — 9:56 p.m. Trains run every 10 min.																		
9:56 p.m.	9:59	10:03	10:12	10:15	10:19	10:22	10:25	10:28	10:30	10:32	10:34	10:35	10:37	10:40	10:44	10:47	10:49	10:53
10:11	10:14	10:18	10:27	10:30	10:34	10:37	10:40	10:43	10:45	10:47	10:49	10:50	10:52	10:55	10:59	11:02	11:04	11:08
10:26	10:29	10:33	10:42	10:45	10:49	10:52	10:55	10:58	11:00	11:02	11:04	11:05	11:07	11:10	11:14	11:17	11:19	11:23
10:41	10:44	10:48	10:57	11:00	11:04	11:07	11:10	11:13	11:15	11:17	11:19	11:20	11:22	11:25	11:29	11:32	11:34	11:38
10:56	10:59	11:03	11:12	11:15	11:19	11:22	11:25	11:28	11:30	11:32	11:34	11:35	11:37	11:40	11:44	11:47	11:49	11:53
11:11	11:14	11:18	11:27	11:30	11:34	11:37	11:40	11:43	11:45	11:47	11:49	11:50	11:52	11:55	11:59	12:02	12:04	12:08
11:16	11:19	11:23	11:32	11:35	11:39	11:42	11:45	11:48	11:50		:	:	:	:	:	:	:	:
11:31	11:34	11:38	11:47	11:50	11:54	11:57	12:00	12:03	12:05	^ +	:	:	:	:	:	:	:	:
11:46	11:49	11:53	12:02	12:05	12:09	12:12	12:15	12:18	12:20		:	:	:	:	:	:	:	:
12:01 a.m.	12:04	12:08	12:17	12:20	12:24	12:27	12:30	12:33	12:35	^ +	:	:	:	:	:	:	:	:
12:16	12:19	12:23	12:32	12:35	12:39	12:42	12:45	12:48	12:50		:	:	:	:	:	:	:	:
12:31	12:34	12:38	12:47	12:50	12:54	12:57	1:00	1:03	1:05	^	:	:	:	:	:	:	:	:

p.m. in bold

- ^ King County Metro RapidRide E Line will serve Stadium Station at 12:08 a.m., 12:38 a.m. and 1:08 a.m. for continuing service into Downtown Seattle.
- + On Sunday late nights, Route 512 also provides service from Stadium Station at 12:12 a.m. and 12:42 a.m., serving 4th & Jackson (International District/Chinatown Station), stopping along 4th Avenue and Olive Way in Downtown Seattle, NE 45th Freeway Station, and Northgate Station prior to all regular Route 512 stops.

1 Line

Southbound | Sundays

to Angle Lake

Northgate	Roosevelt	U District	University of Washington	Capitol Hill	Westlake	University St	Pioneer Square	Int'l District/Chinatown	Stadium	SODO	Beacon Hill	Mount Baker	Columbia City	Othello	Rainier Beach	Tukwila Int'l Blvd	SeaTac/Airport	Angle Lake
:	:	:	:	:	:	:	:	:	:	:	5:06 a.m.	5:08	5:12	5:16	5:19	5:35	5:41	5:45
:	:	:	:	:	:	:	:	:	:	:	5:21	5:23	5:26	5:30	5:33	5:43	5:46	5:50
:	:	:	:	:	:	:	:	:	:	:	5:45	5:47	5:50	5:54	5:57	6:07	6:10	6:14
:	:	:	:	:	:	:	:	:	:	:	5:57	5:59	6:02	6:06	6:09	6:19	6:22	6:26
:	:	:	:	:	:	:	:	:	:	:	6:02	6:04	6:07	6:11	6:14	6:24	6:27	6:31
5:33	5:40	5:44	5:47	5:53	5:57	6:00	6:01	6:04	6:06	6:08	6:11	6:13	6:16	6:20	6:23	6:33	6:36	6:40
5:55	5:59	6:01	6:04	6:08	6:11	6:13	6:14	6:16	6:18	6:20	6:23	6:25	6:28	6:32	6:35	6:45	6:48	6:52
6:07	6:11	6:13	6:16	6:20	6:23	6:25	6:26	6:28	6:30	6:32	6:35	6:37	6:40	6:44	6:47	6:57	7:00	7:04
6:19	6:23	6:25	6:28	6:32	6:35	6:37	6:38	6:40	6:42	6:44	6:47	6:49	6:52	6:56	6:59	7:09	7:12	7:16
6:31	6:35	6:37	6:40	6:44	6:47	6:49	6:50	6:52	6:54	6:56	6:59	7:01	7:04	7:08	7:11	7:21	7:24	7:28
6:43	6:47	6:49	6:52	6:56	6:59	7:01	7:02	7:04	7:06	7:08	7:11	7:13	7:16	7:20	7:23	7:33	7:36	7:40
6:55	6:59	7:01	7:04	7:08	7:11	7:13	7:14	7:16	7:18	7:20	7:23	7:25	7:28	7:32	7:35	7:45	7:48	7:52
7:07	7:11	7:13	7:16	7:20	7:23	7:25	7:26	7:28	7:30	7:32	7:35	7:37	7:40	7:44	7:47	7:57	8:00	8:04
7:19	7:23	7:25	7:28	7:32	7:35	7:37	7:38	7:40	7:42	7:44	7:47	7:49	7:52	7:56	7:59	8:09	8:12	8:16
7:31	7:35	7:37	7:40	7:44	7:47	7:49	7:50	7:52	7:54	7:56	7:59	8:01	8:04	8:08	8:11	8:21	8:24	8:28
:	:	:	:	:	:	:	:	:	:	:	8:06	8:08	8:11	8:15	8:18	8:28	8:31	8:35
7:43	7:47	7:49	7:52	7:56	7:59	8:01	8:02	8:04	8:06	8:08	8:11	8:13	8:16	8:20	8:23	8:33	8:36	8:40
7:43 a.m. – 10:13 p.m. Trains run every 10 min.																		
10:13 p.m.	10:17	10:19	10:22	10:26	10:29	10:31	10:32	10:34	10:36	10:38	10:41	10:43	10:46	10:50	10:53	11:03	11:06	11:10
10:28	10:32	10:34	10:37	10:41	10:44	10:46	10:47	10:49	10:51	10:53	10:56	10:58	11:01	11:05	11:08	11:18	11:21	11:25
10:43	10:47	10:49	10:52	10:56	10:59	11:01	11:02	11:04	11:06	11:08	11:11	11:13	11:16	11:20	11:23	11:33	11:36	11:40
10:58	11:02	11:04	11:07	11:11	11:14	11:16	11:17	11:19	11:21	11:23	11:26	11:28	11:31	11:35	11:38	11:48	11:51	11:55
11:13	11:17	11:19	11:22	11:26	11:29	11:31	11:32	11:34	11:36	11:38	11:41	11:43	11:46	11:50	11:53	12:03	12:06	12:10
11:28	11:32	11:34	11:37	11:41	11:44	11:46	11:47	11:49	11:51	11:53	11:56	11:58	12:01	12:05	12:08	12:18	12:21	12:25

p.m. in bold



N Line

Everett — Seattle

S Line

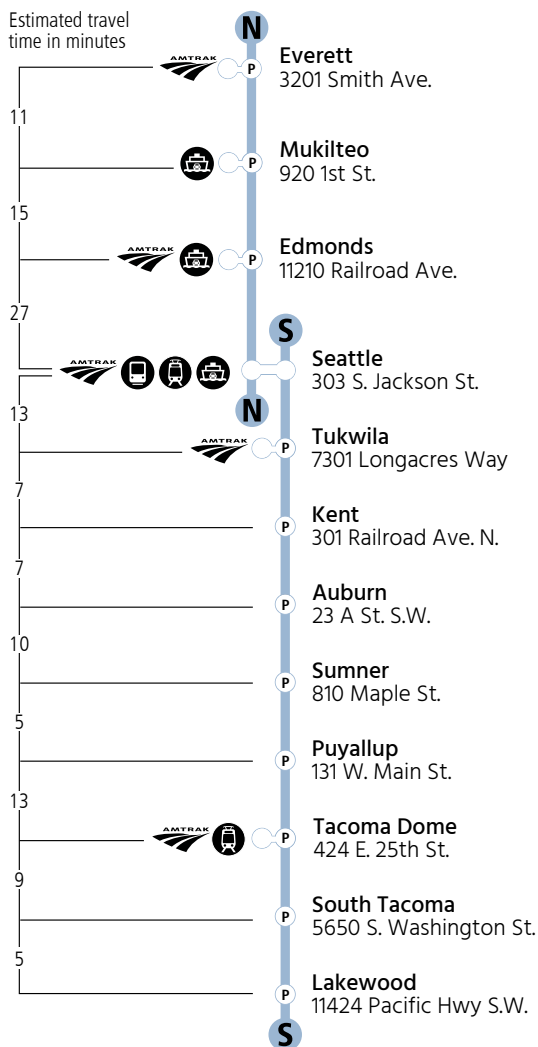
Lakewood — Seattle

SOUNDTRANSIT

Adult fares \$3.25 – \$5.75

Effective March 20, 2023 – September 3, 2023

Estimated travel time in minutes



Legend			
N	Sounder N Line		Streetcar
S	Sounder S Line		Link
P	Station/Parking		Ferry
	Transfer point		Amtrak

Map not to scale

Adult fares (ages 19-64)

N Line Everett–Seattle

	Everett	Mukilteo	Edmonds	Seattle
Everett		\$3.25	\$4.00	\$5.00
Mukilteo	\$3.25		\$3.75	\$4.50
Edmonds	\$4.00	\$3.75		\$4.00
Seattle	\$5.00	\$4.50	\$4.00	

S Line Seattle–Lakewood

	Seattle	Tukwila	Kent	Auburn	Sumner	Puyallup	Tacoma	South Tacoma	Lakewood
Seattle		\$3.75	\$4.00	\$4.25	\$4.75	\$4.75	\$5.25	\$5.50	\$5.75
Tukwila	\$3.75		\$3.25	\$3.75	\$4.00	\$4.25	\$4.50	\$5.00	\$5.00
Kent	\$4.00	\$3.25		\$3.25	\$3.75	\$4.00	\$4.25	\$4.50	\$4.75
Auburn	\$4.25	\$3.75	\$3.25		\$3.50	\$3.50	\$4.00	\$4.25	\$4.50
Sumner	\$4.75	\$4.00	\$3.75	\$3.50		\$3.25	\$3.50	\$4.00	\$4.00
Puyallup	\$4.75	\$4.25	\$4.00	\$3.50	\$3.25		\$3.50	\$3.75	\$4.00
Tacoma	\$5.25	\$4.50	\$4.25	\$4.00	\$3.50	\$3.50		\$3.25	\$3.50
S. Tacoma	\$5.50	\$5.00	\$4.50	\$4.25	\$4.00	\$3.75	\$3.25		\$3.25
Lakewood	\$5.75	\$5.00	\$4.75	\$4.50	\$4.00	\$4.00	\$3.50	\$3.25	

Youth fare (18 and under)

All youth fares are free. Youth are encouraged to use ORCA Youth card.

Senior/disabled fares

All senior/disabled fares are \$1.00. Requires Regional Reduced Fare Permit.

ORCA LIFT low-income fares

All low-income fares are \$1.00 with an ORCA LIFT card. Visit soundtransit.org/orcalift to see if you qualify and how to apply.



soundtransit.org/ride-with-us
Get updates soundtransit.org/subscribe

N Line Everett–Seattle Weekdays

Train	Service provider	Everett	Mukilteo	Edmonds	Seattle
1703	Sound Transit	6:15 a.m.	6:26	6:41	7:14
1707	Sound Transit	7:15	7:26	7:41	8:14
517*	Amtrak	9:57	:	10:20	11:00
519*	Amtrak	9:07 p.m.	:	9:30	10:10

* Through the Rail Plus program, ORCA users with monthly passes can also ride four Amtrak Cascades trains between Everett, Edmonds, and Seattle.

For more information about the Rail Plus program, visit [soundtransit.org/railplus](https://www.soundtransit.org/railplus)

When Sounder operates a reduced weekday schedule for holidays, the N Line suspends service. Community Transit routes 416 and 417 and ST Express routes 510 and 512 with connection to the 1 Line provide alternate service.

Visit [Amtrak.com](https://www.amtrak.com) for Amtrak-operated holiday service schedules

N Line Everett–Seattle Weekdays

Train	Service provider	Seattle	Edmonds	Mukilteo	Everett
516*	Amtrak	7:50 a.m.	8:16	:	8:41
1702	Sound Transit	4:33 p.m.	5:00	5:15	5:32
1706	Sound Transit	5:35	6:02	6:17	6:34
518*	Amtrak	7:00	7:26	:	7:51

S Line Everett–Seattle Weekdays

Train	Lakewood	South Tacoma	Tacoma Dome	Puyallup	Sumner	Auburn	Kent	Tukwila	Seattle
1500	4:36 a.m.	4:41	4:50	5:03	5:08	5:18	5:25	5:32	5:52
1502	5:01	5:06	5:15	5:28	5:33	5:43	5:50	5:57	6:17
1504	5:26	5:31	5:40	5:53	5:58	6:08	6:15	6:22	6:42
1506	5:46	5:51	6:00	6:13	6:18	6:28	6:35	6:42	7:02
1508	6:06	6:11	6:20	6:33	6:38	6:48	6:55	7:02	7:22
1510	6:26	6:31	6:40	6:53	6:58	7:08	7:15	7:22	7:42
1512	6:46	6:51	7:00	7:13	7:18	7:28	7:35	7:42	8:02
1514	:	:	7:20	7:33	7:38	7:48	7:55	8:02	8:22
1516	:	:	7:50	8:03	8:08	8:18	8:25	8:32	8:52
1518	10:11	10:16	10:25	10:38	10:43	10:53	11:00	11:07	11:27
1520	:	:	4:06 p.m.	4:18	4:23	4:33	4:40	4:47	5:07
1522	:	:	4:30	4:42	4:47	4:57	5:04	5:11	5:31
1524	:	:	5:15	5:27	5:32	5:42	5:49	5:56	6:16

S Line Everett–Seattle Weekdays

Train	Seattle	Tukwila	Kent	Auburn	Sumner	Puyallup	Tacoma Dome	South Tacoma	Lakewood
1501	6:05 a.m.	6:18	6:25	6:32	6:42	6:47	7:06	:	:
1503	6:35	6:48	6:55	7:02	7:12	7:17	7:36	:	:
1505	7:55	8:08	8:15	8:22	8:32	8:37	8:50	8:59	9:11
1507	2:35 p.m.	2:48	2:55	3:02	3:12	3:17	3:37	:	:
1509	3:15	3:28	3:35	3:42	3:52	3:57	4:17	:	:
1511	3:35	3:48	3:55	4:02	4:12	4:17	4:30	4:39	4:51
1513	3:55	4:08	4:15	4:22	4:32	4:37	4:57	:	:
1515	4:15	4:28	4:35	4:42	4:52	4:57	5:10	5:19	5:31
1517	4:35	4:48	4:55	5:02	5:12	5:17	5:30	5:39	5:51
1519	4:55	5:08	5:15	5:22	5:32	5:37	5:50	5:59	6:11
1521	5:20	5:33	5:40	5:47	5:57	6:02	6:15	6:24	6:36
1523	5:45	5:58	6:05	6:12	6:22	6:27	6:40	6:49	7:01
1525	6:30	6:43	6:50	6:57	7:07	7:12	7:25	7:34	7:46

p.m. in bold