

Sounder train schedules



Sounder trains mostly run Monday through Friday during peak hours. Trains run between Lakewood and Seattle with seven stops along the way and between Everett and Seattle with two stops along the way.

Trains 516, 517, 518 and 519 are run by Amtrak and are part of the Rail Plus Program only serving Seattle, Edmonds and Everett stations.

See soundtransit.org for more information, including special event service.

Everett to Seattle (southbound)

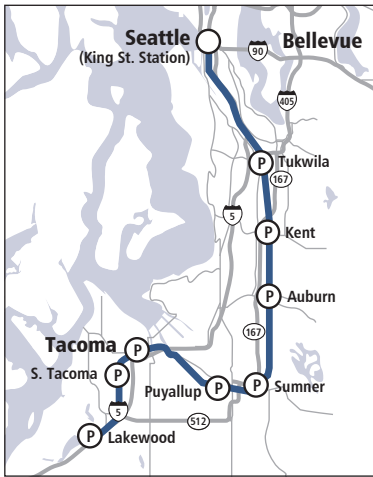
MARCH 25, 2019 THROUGH SEPTEMBER 22, 2019

Train	Service provider	Everett Station	Mukilteo Station	Edmonds Station	Seattle
1701*	Sounder	5:45AM	5:56	6:11	6:44
1703*	Sounder	6:15	6:26	6:41	7:14
1705*	Sounder	6:45	6:56	7:11	7:44
1707*	Sounder	7:15	7:26	7:41	8:14
517*	Amtrak	9:53	:	10:16	11:00
519*	Amtrak	9:07PM	:	9:30	10:10

Seattle to Everett (northbound)

Train	Service provider	Seattle	Edmonds Station	Mukilteo Station	Everett Station
516*	Amtrak	7:45AM	8:11	:	8:36
1700*	Sounder	4:05PM	4:32	4:47	5:04
1702*	Sounder	4:33	5:00	5:15	5:32
1704*	Sounder	5:05	5:32	5:47	6:04
1706*	Sounder	5:35	6:02	6:17	6:34
518*	Amtrak	7:00	7:27	:	7:52

* All times are estimated. Schedules subject to change with limited notice.



Sounder runs to select weekend Mariners, Sounders FC and Seahawks games and matches.

For more information visit soundtransit.org/event-service.

Parking at Sound Transit facilities is only for bus, Link or Sounder train customers. You may only park at Sound Transit facilities for 24 hours. This limit is strictly enforced. Cars over the 24-hour limit may be towed at your expense.

Lakewood to Seattle (northbound)

MARCH 25, 2019 THROUGH SEPTEMBER 22, 2019

Train	Lakewood Station	S. Tacoma Station	Tacoma Dome	Puyallup Station	Sumner Station	Auburn Station	Kent Station	Tukwila Station	Seattle
1500	4:36AM	4:41	4:50	5:03	5:08	5:18	5:25	5:32	5:52
1502	5:01	5:06	5:15	5:28	5:33	5:43	5:50	5:57	6:17
1504	5:26	5:31	5:40	5:53	5:58	6:08	6:15	6:22	6:42
1506	5:46	5:51	6:00	6:13	6:18	6:28	6:35	6:42	7:02
1508	6:06	6:11	6:20	6:33	6:38	6:48	6:55	7:02	7:22
1510	6:26	6:31	6:40	6:53	6:58	7:08	7:15	7:22	7:42
1512	6:46	6:51	7:00	7:13	7:18	7:28	7:35	7:42	8:05
1514	:	:	7:20	7:33	7:38	7:48	7:55	8:02	8:22
1516	:	:	7:50	8:03	8:08	8:18	8:25	8:32	8:52
1518	10:16	10:21	10:30	10:43	10:48	10:58	11:05	11:12	11:32
1520	:	:	4:06PM	4:18	4:23	4:33	4:40	4:47	5:07
1522	:	:	4:30	4:42	4:47	4:57	5:04	5:11	5:31
1524	:	:	5:15	5:27	5:32	5:42	5:49	5:56	6:16

Seattle to Lakewood (southbound)

Train	Seattle	Tukwila Station	Kent Station	Auburn Station	Sumner Station	Puyallup Station	Tacoma Dome	S. Tacoma Station	Lakewood Station
1501	6:05AM	6:18	6:25	6:32	6:42	6:47	7:06	:	:
1503	6:35	6:48	6:55	7:02	7:12	7:17	7:36	:	:
1505	7:55	8:08	8:15	8:22	8:32	8:37	8:52	9:01	9:11
1507	2:35PM	2:48	2:55	3:02	3:12	3:17	3:37	:	:
1509	3:15	3:28	3:35	3:42	3:52	3:57	4:17	:	:
1511	3:35	3:48	3:55	4:02	4:12	4:17	4:30	4:39	4:51
1513	3:55	4:08	4:15	4:22	4:32	4:37	4:57	:	:
1515	4:15	4:28	4:35	4:42	4:52	4:57	5:10	5:19	5:31
1517	4:35	4:48	4:55	5:02	5:12	5:17	5:30	5:39	5:51
1519	4:55	5:08	5:15	5:22	5:32	5:37	5:50	5:59	6:11
1521	5:20	5:33	5:40	5:47	5:57	6:02	6:15	6:24	6:36
1523	5:45	5:58	6:05	6:12	6:22	6:27	6:40	6:49	7:01
1525	6:30	6:43	6:50	6:57	7:07	7:12	7:25	7:34	7:46

Route 580 connects Lakewood and Puyallup stations. See page 27 for schedule info.

All times are estimated. Schedules subject to change with limited notice.



Sounder train fares & info

Seattle–Lakewood Fares

		Seattle	Tukwila	Kent	Auburn	Sumner	Puyallup	Tacoma	South Tacoma	Lakewood
Seattle	Adult		\$3.75	\$4.00	\$4.25	\$4.75	\$4.75	\$5.25	\$5.50	\$5.75
	Youth/LIFT		\$2.75	\$3.00	\$3.25	\$3.50	\$3.50	\$4.00	\$4.25	\$4.25
	Sen/Dis*		\$1.75	\$2.00	\$2.00	\$2.25	\$2.25	\$2.50	\$2.75	\$2.75
Tukwila	Adult	\$3.75		\$3.25	\$3.75	\$4.00	\$4.25	\$4.50	\$5.00	\$5.00
	Youth/LIFT	\$2.75		\$2.50	\$2.75	\$3.00	\$3.25	\$3.50	\$3.75	\$3.75
	Sen/Dis*	\$1.75		\$1.50	\$1.75	\$2.00	\$2.00	\$2.25	\$2.50	\$2.50
Kent	Adult	\$4.00	\$3.25		\$3.25	\$3.75	\$4.00	\$4.25	\$4.50	\$4.75
	Youth/LIFT	\$3.00	\$2.50		\$2.50	\$2.75	\$3.00	\$3.25	\$3.50	\$3.50
	Sen/Dis*	\$2.00	\$1.50		\$1.50	\$1.75	\$2.00	\$2.00	\$2.25	\$2.25
Auburn	Adult	\$4.25	\$3.75	\$3.25		\$3.50	\$3.50	\$4.00	\$4.25	\$4.50
	Youth/LIFT	\$3.25	\$2.75	\$2.50		\$2.75	\$2.75	\$3.00	\$3.25	\$3.50
	Sen/Dis*	\$2.00	\$1.75	\$1.50		\$1.75	\$1.75	\$2.00	\$2.00	\$2.25
Sumner	Adult	\$4.75	\$4.00	\$3.75	\$3.50		\$3.25	\$3.50	\$4.00	\$4.00
	Youth/LIFT	\$3.50	\$3.00	\$2.75	\$2.75		\$2.50	\$2.75	\$3.00	\$3.00
	Sen/Dis*	\$2.25	\$2.00	\$1.75	\$1.75		\$1.50	\$1.75	\$2.00	\$2.00
Puyallup	Adult	\$4.75	\$4.25	\$4.00	\$3.50	\$3.25		\$3.50	\$3.75	\$4.00
	Youth/LIFT	\$3.50	\$3.25	\$3.00	\$2.75	\$2.50		\$2.75	\$2.75	\$3.00
	Sen/Dis*	\$2.25	\$2.00	\$2.00	\$1.75	\$1.50		\$1.75	\$1.75	\$2.00
Tacoma	Adult	\$5.25	\$4.50	\$4.25	\$4.00	\$3.50	\$3.50		\$3.25	\$3.50
	Youth/LIFT	\$4.00	\$3.50	\$3.25	\$3.00	\$2.75	\$2.75		\$2.50	\$2.75
	Sen/Dis*	\$2.50	\$2.25	\$2.00	\$2.00	\$1.75	\$1.75		\$1.50	\$1.75
South Tacoma	Adult	\$5.50	\$5.00	\$4.50	\$4.25	\$4.00	\$3.75	\$3.25		\$3.25
	Youth/LIFT	\$4.25	\$3.75	\$3.50	\$3.25	\$3.00	\$2.75	\$2.50		\$2.50
	Sen/Dis*	\$2.75	\$2.50	\$2.25	\$2.00	\$2.00	\$1.75	\$1.50		\$1.50
Lakewood	Adult	\$5.75	\$5.00	\$4.75	\$4.50	\$4.00	\$4.00	\$3.50	\$3.25	
	Youth/LIFT	\$4.25	\$3.75	\$3.50	\$3.50	\$3.00	\$3.00	\$2.75	\$2.50	
	Sen/Dis*	\$2.75	\$2.50	\$2.25	\$2.25	\$2.00	\$2.00	\$1.75	\$1.50	

Everett–Seattle Fares

		Everett	Mukilteo	Edmonds	Seattle
Everett	Adult		\$3.25	\$4.00	\$5.00
	Youth/LIFT		\$2.50	\$3.00	\$3.75
	Sen/Dis*		\$1.50	\$2.00	\$2.50
Mukilteo	Adult	\$3.25		\$3.75	\$4.50
	Youth/LIFT	\$2.50		\$2.75	\$3.50
	Sen/Dis*	\$1.50		\$1.75	\$2.25
Edmonds	Adult	\$4.00	\$3.75		\$4.00
	Youth/LIFT	\$3.00	\$2.75		\$3.00
	Sen/Dis*	\$2.00	\$1.75		\$2.00
Seattle	Adult	\$5.00	\$4.50	\$4.00	
	Youth/LIFT	\$3.75	\$3.50	\$3.00	
	Sen/Dis*	\$2.50	\$2.25	\$2.00	

Adult fares (19–64 yr)

LIFT/Youth fares (6–18 yr)

Children under 6 ride free with a fare paying passenger. ORCA LIFT info on page 6.

Senior/disabled fares

*Requires Regional Reduced Fare Permit. See page 6.



- 601 parking spaces with an additional 20 for motorcycles;
- Bicycle racks and bicycle lockers;

Ride ST Express 580 between Lakewood Station and Puyallup.

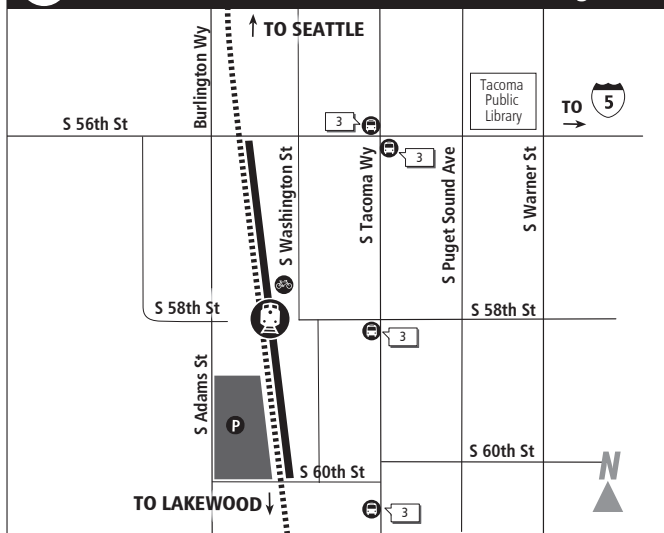
Lakewood Station	SR 512 P&R	South Hill P&R	Red Lot*	Puyallup TC	Puyallup Station	Puyallup Station	Puyallup TC+	Red Lot*	South Hill P&R	SR 512 P&R*	Lakewood Station*
:	:	4:47	4:53	4:56	5:03	3:17pm	3:20	3:23	3:32	3:48	3:53
:	:	5:12	5:18	5:21	5:28	3:57	4:00	4:03	4:12	4:28	4:33
:	:	5:37	5:43	5:46	5:53	4:17	4:20	4:23	4:32	:	:
:	:	5:57	6:03	6:06	6:13	4:37	4:40	4:43	4:52	5:08	5:13
:	:	6:17	6:23	6:26	6:33	4:57	5:00	5:03	:	:	:
:	:	6:37	6:43	6:46	6:53		5:00	5:03	5:12	:	:
:	:	6:57	7:03	7:06	7:13	5:17	5:20	5:23	:	:	:
6:53AM	6:58	7:17	7:23	7:26	7:33		5:20	5:23	5:32	:	:
7:23	7:28	7:47	7:53	7:56	8:03	5:37	5:40	5:43	:	:	:
							5:40	5:43	5:52	:	:
						6:02	6:05	6:08	:	:	:
							6:05	6:08	6:17	:	:
						6:27	6:30	6:33	6:42	:	:
						7:12	7:15	7:18	7:27	:	:

+ These trips will wait for Sounder arrivals before departing.

* Estimated timepoints.



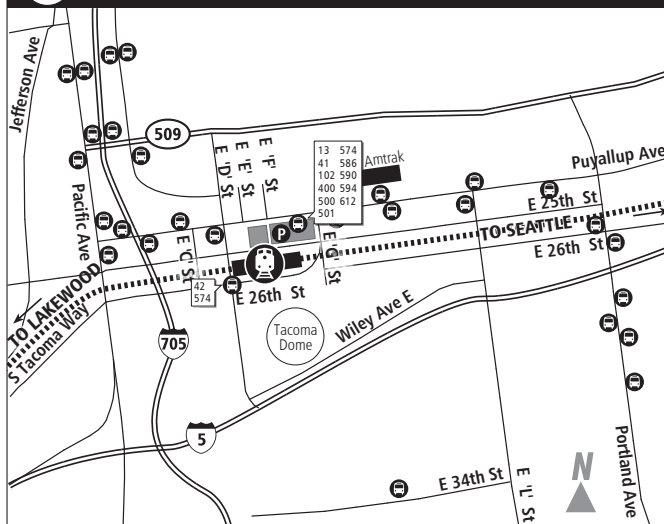
S. Tacoma Station - 5650 S. Washington St



- 220 parking spaces;
- Bicycle racks; bicycle lockers



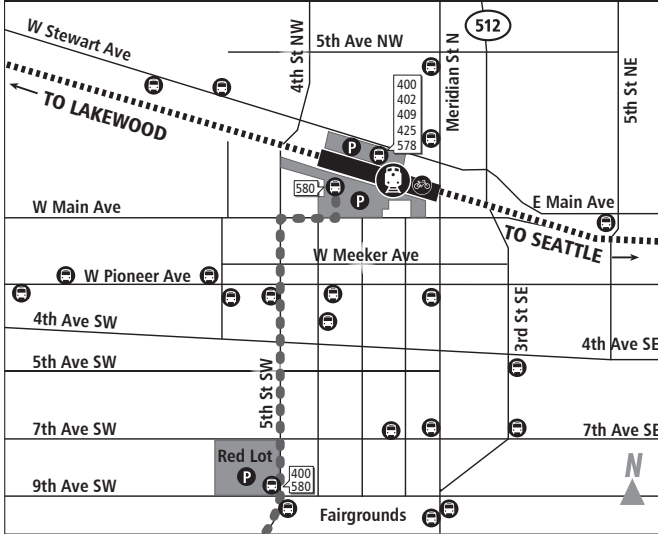
Tacoma Dome Station - 424 E. 25th St.



- 2,283 parking spaces;
- Tacoma Link light rail;
- Amtrak is located 3 blocks east on Puyallup Avenue;
- Bicycle racks, bicycle lockers, bicycle cage, reserve with Pierce Transit at (253) 581-8000.



Puyallup Station - 131 W. Main St.



- 364 parking spaces;
- 319 spaces at Puyallup Fair Red Lot;
- 354 spaces at South Hill;
- Bicycle racks; bicycle lockers



Ride ST Express route 580 between the Puyallup Station and Lakewood.

Lakewood Station	SR 512 P&R	South Hill P&R	Red Lot*	Puyallup TC	Puyallup Station	Puyallup Station	Puyallup TC+	Red Lot*	South Hill P&R	SR 512 P&R*	Lakewood Station*
:	:	4:47	4:53	4:56	5:03	3:17pm	3:20	3:23	3:32	3:48	3:53
:	:	5:12	5:18	5:21	5:28	3:57	4:00	4:03	4:12	4:28	4:33
:	:	5:37	5:43	5:46	5:53	4:17	4:20	4:23	4:32	:	:
:	:	5:57	6:03	6:06	6:13	4:37	4:40	4:43	4:52	5:08	5:13
:	:	6:17	6:23	6:26	6:33	4:57	5:00	5:03	:	:	:
:	:	6:37	6:43	6:46	6:53	:	5:00	5:03	5:12	:	:
:	:	6:57	7:03	7:06	7:13	5:17	5:20	5:23	:	:	:
6:53AM	6:58	7:17	7:23	7:26	7:33	:	5:20	5:23	5:32	:	:
7:23	7:28	7:47	7:53	7:56	8:03	5:37	5:40	5:43	:	:	:
:	:	:	:	:	:	:	5:40	5:43	5:52	:	:
:	:	:	:	:	:	6:02	6:05	6:08	:	:	:
:	:	:	:	:	:	:	6:05	6:08	6:17	:	:
:	:	:	:	:	:	6:27	6:30	6:33	6:42	:	:
:	:	:	:	:	:	7:12	7:15	7:18	7:27	:	:

+ These trips will wait for Sounder arrivals before departing.

* Estimated timepoint.



Sumner Station - 810 Maple St.



- 302 parking spaces;
- Bicycle racks; bicycle lockers;



Ride ST Express route 596 between the Bonney Lake Park-and-Ride lot and Sumner Station.

Bonney Lake P&R

Sumner Station

Sumner Station

Sumner Station

Sumner Station+

Bonney Lake P&R



4:50AM
5:15
5:40
6:00
6:20
6:40
7:00
7:20
7:50

5:01
5:26
5:51
6:11
6:31
6:51
7:11
7:31
8:01

5:08
5:33
5:58
6:18
6:38
6:58
7:18
7:38
8:08

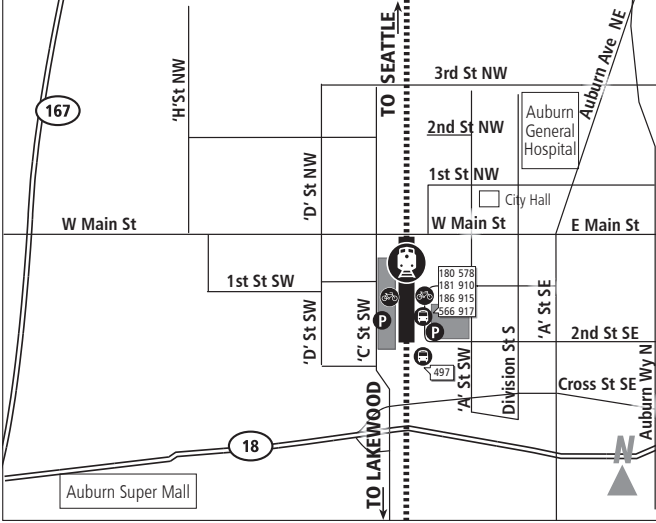
3:12PM
3:52
4:12
4:32
4:52
5:12
5:32
5:57
6:22
7:07

3:16
3:56
4:16
4:36
4:56
5:16
5:36
6:01
6:26
7:11

3:27
4:07
4:33
4:53
5:13
5:33
5:53
6:18
6:43
7:28

+ These trips will wait for Sounder arrivals before departing.







Auburn Station - 23 'A' St. S.W.



- 633 parking spaces (surface and garage);
- Bicycle racks; bicycle lockers;



Ride Pierce Transit route 497 between Lakeland Hills and Auburn Station.

Lakeland Hills P&R	Auburn Station	Auburn Station	Auburn Station	Auburn Station Bay 4+	Lakeland Hills P&R
					
4:49AM	5:08	5:18	3:42	3:48	4:08
5:14	5:33	5:43	4:02	4:08	4:28
5:39	5:58	6:08	4:22	4:28	4:48
5:59	6:18	6:28	4:42	4:48	5:08
6:19	6:38	6:48	5:02	5:08	5:28
6:39	6:58	7:08	5:22	5:28	5:48
6:59	7:18	7:28	5:47	5:53	6:13
7:19	7:38	7:48	6:12	6:18	6:38
7:49	8:08	8:18	6:57	7:02	7:22

+ These trips will wait for Sounder arrivals before departing.



- 996 parking spaces;
- 713 parking spaces at Kent P&R on James St.;
- Bicycle racks; bicycle lockers;

BETTER TOGETHER Ride ST Express route 567 between Kent Station, Bellevue and Overlake.

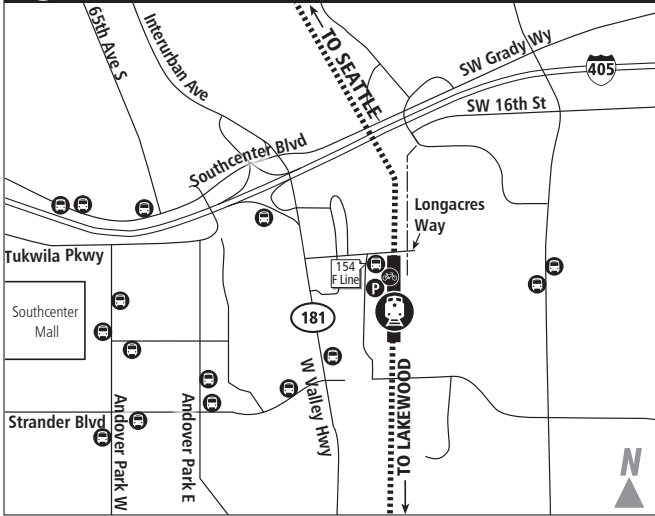
Kent Station	Kent Station Bay 3+	Bellevue TC Bay 11*	Overlake TC SR-520*	Overlake TC SR-520	Bellevue TC Bay 6	Kent Station Bay 3*	Kent Station
5:25AM	5:28	5:56	6:03	:	:	:	6:25AM
5:50	5:53	6:21	6:28	:	:	:	6:55
6:15	6:18	6:48	6:58	:	:	:	8:15
6:35	6:38	7:13	7:24	1:55PM	2:12	2:48	2:55
6:55	6:58	7:33	7:44	2:28	2:49	3:28	3:35
7:15	7:18	8:00	8:13	2:44	3:06	3:48	3:55
7:35	7:38	8:21	8:34	3:04	3:26	4:08	4:15
7:55	7:58	8:41	8:54	3:19	3:41	4:28	4:35
8:25	8:28	9:08	9:22	3:38	4:00	4:48	4:55
11:05	11:08	11:36	11:49	3:56	4:19	5:08	5:15
4:40PM	:	:	:	4:19	4:44	5:33	5:40
5:04	:	:	:	4:45	5:13	5:58	6:05
5:49	:	:	:	5:30	6:00	6:43	6:50

+ These trips will wait for Sounder arrivals before departing

* This is an estimated timepoint for public guidance only.



Tukwila Station - 7301 Longacres Way



- 390 parking spaces;
- Bicycle racks; bicycle lockers; bicycle cage;
- Amtrak.



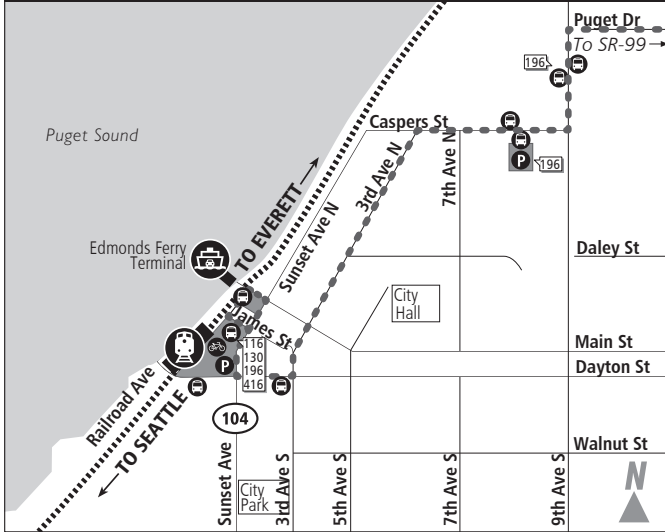
King Street Station - 303 S. Jackson St.



- No parking available;
- Bicycle racks;
- First Hill Streetcar
- Amtrak;
- Trailways;
- Bolt Bus;
- Link light rail (Downtown Seattle Transit Tunnel);
- Various bus connections can be made on Jackson St.; 5th, 4th, 3rd, 2nd avenues;
- Dungeness Line.



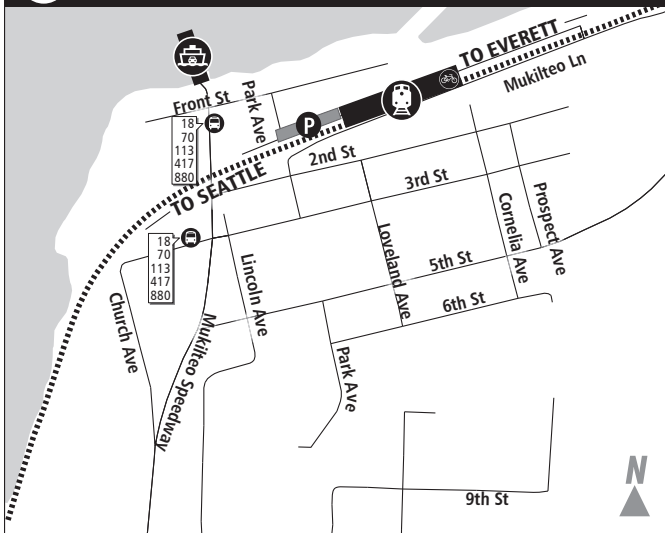
Edmonds Station - 210 Railroad Ave.



- 156 parking spaces;
- 103 leased parking spaces;
- Amtrak;
- Bicycle racks; bicycle lockers;
- Ferry to Kingston on the Kitsap Peninsula



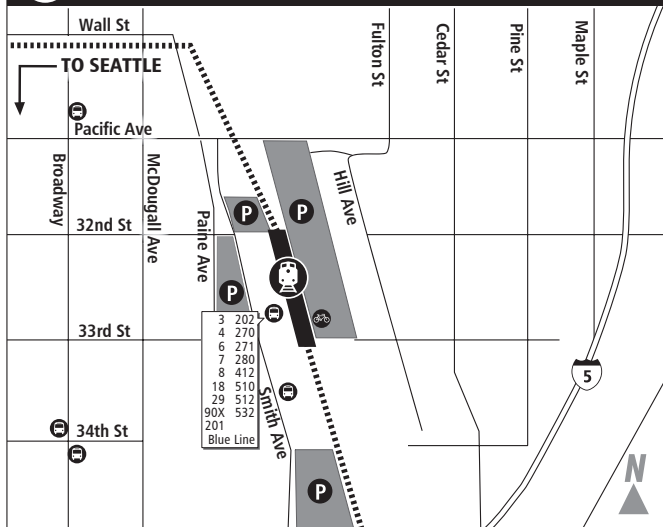
Mukilteo Station - 920 First St.



- 63 parking spaces;
- Bicycle racks; bicycle lockers.
- Ferry to Clinton on Whidbey Island.



Everett Station - 3201 Smith Ave.



- 1,167 parking spaces;
- Bicycle racks; bicycle lockers;
- Greyhound;
- Amtrak;
- Contact Everett Transit at (425) 257-7777 for bicycle lockers;
- Trailways.



Sound Transit's goal is to design services that are simple and safe for all in our service area, including accessible services for seniors and persons with disabilities.

MARINERS
SOUNDERS FC
STORM

GAME TRAIN SCHEDULE

GET YOUR
GAME
TRAIN ON!



2019 GAME TRAIN SCHEDULE

To/From

MARINERS GAMES

Sounder Game Trains run to 13 Mariners home games at T-Mobile Park this season. For schedules, go to soundtransit.org/mariners.

SELECT GAMES

MARCH 31

APRIL 14, 28*

MAY 19

JUNE 2, 23

JULY 7, 21, 28

AUGUST 11, 25

SEPTEMBER 15*, 29

*Also serves a Sounders FC match.

To/From

STORM GAMES

One special Sounder Game Train will run from King Street Station in Seattle to Angel of the Winds Arena in Everett for the Storm home opener. For the schedule, go to soundtransit.org/storm.

SELECT GAME

MAY 25

The majority of Storm games will be played at Alaska Airlines Arena, located just steps away from the University of Washington Station. It's a traffic-free, stress-free way to get to the games.

OTHER TRANSIT OPTIONS

Hop on Link light rail or take an ST Express bus to CenturyLink Field, T-Mobile Park and Alaska Airlines Arena. Our stations and bus stops are just a short walk to the stadiums. Need help finding the best route? Check out our trip planner at soundtransit.org.

To/From

SOUNDERS FC MATCHES

Sounder Game Trains run to four Sounders FC matches at CenturyLink Field this season. For schedules, go to soundtransit.org/sounders.

SELECT MATCHES

APRIL 13, 28*

AUGUST 10

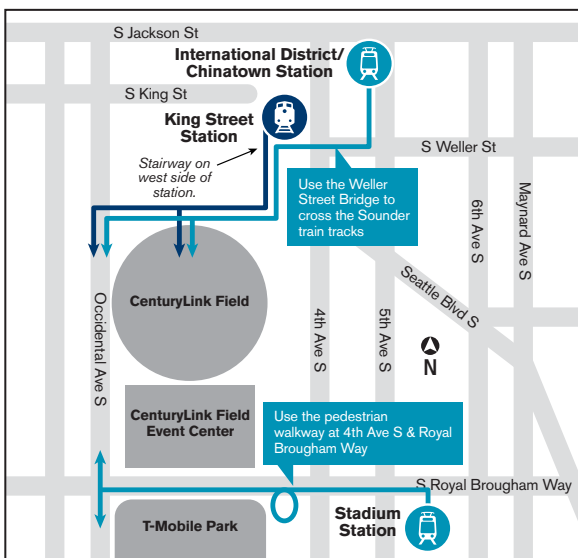
SEPTEMBER 15*

**This is a Mariners Game Train, but the start times are close enough for both Mariners and Sounders FC fans to enjoy. Please note, the trains will leave Seattle 35 minutes after the Mariners game ends.*

HOW TO PAY

There are three ways to pay your fare:

- Use an ORCA card
- Download the Transit GO Ticket App
- Purchase a day pass at the station from a ticket vending machine



Game Trains are subject to change. Go to soundtransit.org for full train schedules.



Find schedule times, fares and station info:

1-888-889-6368 / TTY RELAY: 711

or visit **[SOUNDTRANSIT.ORG](https://www.soundtransit.org)**

