



East Link Extension



Fall 2017

Park-and-ride options during East Link construction

When East Link opens in 2023, Eastside commuters will be able to travel from downtown Bellevue to downtown Seattle in 20 minutes. However, the period between construction and opening day will bring challenges and change. We understand changes you make during this transition may be difficult. For the next five years, getting to and from your destination may involve taking two bus trips in the place of one. Or, you may choose to pair your bus commute with walking, bicycling or joining a King County Metro VanShare group. As you explore your options, please know Sound Transit is working to expedite the delivery of congestion-free train services and build new light rail stations with more parking. The expansion of light rail and bus service on the Eastside will be a game changer for our rapidly growing community. Thank you for your patience.

East Link construction began in south Bellevue and Redmond this spring. Sound Transit is using the South Bellevue and Overlake Transit Center park-and-ride sites to stage equipment and materials to build the light rail tracks, stations and parking garages.

South Bellevue Park-and-Ride closure

The South Bellevue Park-and-Ride is closed for approximately five years. ST Express buses 550, 555 and 556, and Metro buses 241 and 249 continue to serve Bellevue Way Southeast next to the closed park-and-ride during construction. The future South Bellevue Station will include bus and paratransit transfer facilities and a 1,500-stall parking garage.

Overlake Transit Center Park-and-Ride closure

Sound Transit has closed the Overlake Transit Center Park-and-Ride for approximately six years during construction. Buses continue to serve Overlake Transit Center while the park-and-ride is closed. The future Redmond Technology Center Station will include bus, paratransit and Microsoft Connector service transfer facilities, a bicycle and pedestrian bridge across state Route 520, and a 320-stall parking garage.

Sound Transit will explore opportunities to open the park-and-rides sooner if possible.

New park-and-ride options during East Link construction

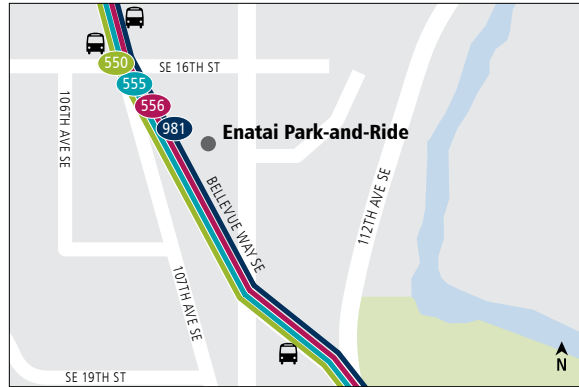
Enatai Park-and-Ride

1624 Bellevue Way SE, Bellevue
Served by Metro 226, 245

Service to downtown Bellevue and Seattle

Pick-up/drop-off spaces

Capacity: 50 parking spaces
M-F hours: 6 a.m. – 7 p.m.

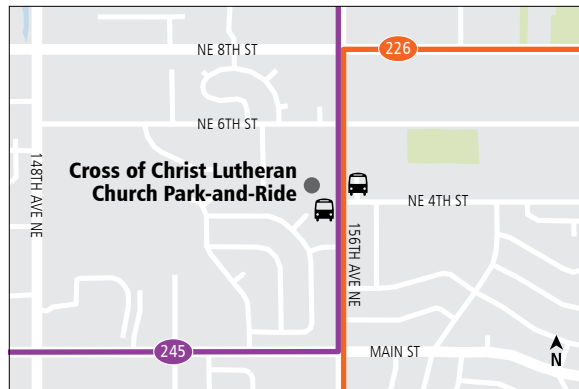


Cross of Christ Lutheran Church Park-and-Ride

411 156th Ave. NE, Bellevue
Served by Metro 226, 245

Service to Downtown Bellevue and transfers to Downtown Seattle

Capacity: 50 parking spaces
M-F hours: 6 a.m. – 7 p.m.

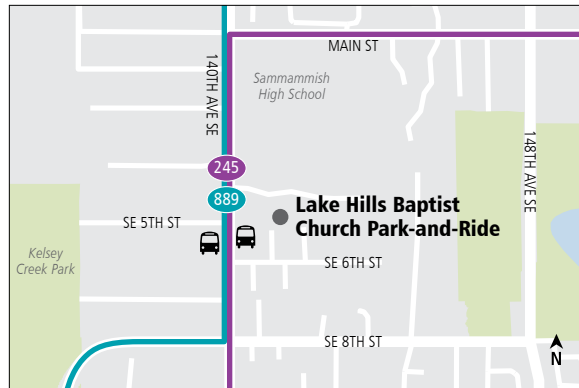


Lake Hills Baptist Church Park-and-Ride

506 140th Ave. SE, Bellevue
Served by Metro 245, 889

Transfer service to buses across I-90

Capacity: 50 parking spaces
M-F hours: 6 a.m. – 7 p.m.



Overlake Park Presbyterian Church Park-and-Ride

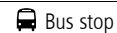
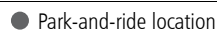
1836 156th Ave. NE, Bellevue
Served by Metro 245, RapidRide B Line (within 1/4-mile)

Service to Downtown Bellevue and transfers to Downtown Seattle

Capacity: 50 parking spaces
M-F hours: 7 a.m. – 7 p.m.



*These existing lots have been expanded to provide more parking spaces.



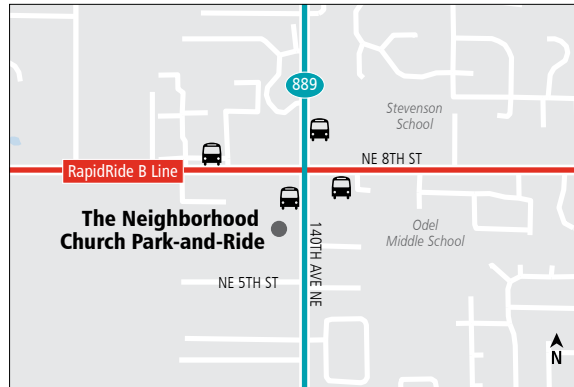
New park-and-ride options during East Link construction, continued

The Neighborhood Church Park-and-Ride

625 140th Ave. NE, Bellevue
Served by Metro RapidRide B Line
(within ¼-mile), 889

Service to Downtown Bellevue and transfers to Downtown Seattle

Capacity: 50 parking spaces
M-F hours: 6 a.m. – 7 p.m.

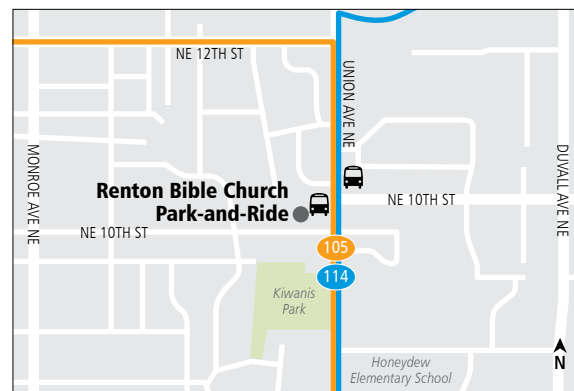


Renton Bible Church Park-and-Ride

973 Union Ave. NE, Renton
Served by Metro 105, 114

Service to Downtown Seattle

Capacity: 50 parking spaces
M-F hours: 6 a.m. – 6 p.m.

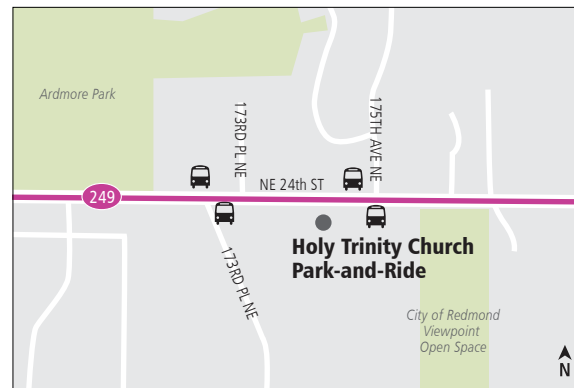


Holy Trinity Church Park-and-Ride

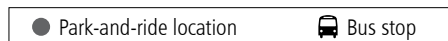
17371 NE 24th St., Redmond
Served by Metro 249

Service to Downtown Bellevue and transfers to Downtown Seattle

Capacity: 17 parking spaces
M-F hours: 6 a.m. – 7 p.m.



* These existing lots have been expanded to provide more parking spaces.



Existing park-and-rides near you

For a comprehensive list of park-and-ride facilities and their specific destinations served, visit King County Metro's park-and-ride information page at metro.kingcounty.gov/tops/parknride.

	Service to		
	Seattle	Bellevue	Redmond
Eastgate Congregational Church 15318 SE Newport Way, Bellevue	✓	✓	
Holy Spirit Lutheran Church 10021 NE 124th St, Kirkland	✓	✓	✓
Houghton Park-and-Ride 7024 116th Ave. NE, Kirkland	✓	✓	
Kirkland Way Park-and-Ride NE 85th St & Kirkland Way, Kirkland		✓	✓
Newport Covenant Church 12800 SE Coal Creek Pkwy., Bellevue	✓		
Newport Hills Community Church 5833 119th Ave. SE, Bellevue	✓	✓	
Newport Hills Park-and-Ride 5115 113th Pl. SE, Bellevue	✓	✓	
Overlake Park-and-Ride 2650 152nd Ave. NE, Redmond	✓	✓	✓
Renton City Municipal Garage 655 S 2nd St., Renton	✓	✓	✓
Sammamish Hills Lutheran Church Park-and-Ride 22818 SE 8th St., Sammamish	✓	✓	✓
South Sammamish Park-and-Ride 3015 228th Ave. SE, Sammamish	✓	✓	✓
St. Luke's Lutheran Church 3030 Bellevue Way NE, Bellevue		✓	✓
St. Matthew's Lutheran Church 2516 NE 16th St., Renton	✓		
Tibbetts Lot Park-and-Ride 1675 Newport Way NW, Issaquah	✓	✓	✓
Tibbetts Valley Park 965 12th Ave. NW, Issaquah	✓	✓	✓
Revive Church/Redwood Family Church 11500 Redmond-Woodinville Rd. NE, Redmond		✓	✓
Redmond Ridge P&R NE Cedar Park Crescent & Redmond Ridge Dr NE			✓
Bellevue Foursquare Church Park-and-Ride 2015 Richards Rd., Bellevue	✓	✓	
Saint Andrew's Lutheran Church Park-and-Ride 2650 148th Ave. SE, Bellevue	✓	✓	

Discover your options. Plan ahead. Try a new commute today.



Sound Transit, in partnership with King County Metro's Just One Trip program, as well as other local community based programs such as Choose Your Way Bellevue and Go Redmond, is helping you find alternatives to driving alone.

Visit justonetrip.org/resources for links to help you plan and track your trips, discover trip options, find ride share partners and more.

- Commute planning support.
- Park-and-ride options, including permit parking.
- Enhanced bus service and connections to light rail.
- Rideshare, VanShare, Vanpool and carpool options.
- Bicycle and pedestrian information.
- Perks and rewards for trying a new trip.

More information

- Check out area maps and transportation options at kingcounty.gov/metro.
- Call us at 206-553-3000 to learn more about Sound Transit and King County Metro transit routes.
- Download Puget Sound Trip Planner App, available on Google Play and iTunes.
- Receive a customized travel plan and alternative trip planning suggestions by completing a Commute Inquiry Form at justonetrip.org/commute-plan.



ST Express bus improvements on the Eastside

Route	Improvement	Effective
541 (Redmond – Seattle)	Added 44 new trips	March 2016
542 (Redmond – Seattle)	Added new midday service with 20 new trips	March 2016
554 (Issaquah – Seattle)	Added 12 new trips	March 2016
545 (Redmond – Seattle)	Added 15 new weekday trips	September 2016
555/556 (Issaquah – Bellevue – Northgate)	Added 4 new weekday trips	September 2016

For more information about ST Express bus service, visit soundtransit.org/Schedules/ST-Express-Bus.

For more information about the East Link project

- Visit soundtransit.org/eastlink.
- Call Sound Transit Community Outreach at 206-398-LINK.
- Email Sound Transit Community Outreach at eastlink@soundtransit.org.
- For information in alternative formats, call 1-800-201-4900/ TTY Relay: 711 or email accessibility@soundtransit.org.

Stay informed

Subscribe to East Link alerts at soundtransit.org/subscribe.



To speak with Sound Transit about the proposed Link light rail mass transit project in East King County call 1-800-823-9230 during regular business hours.

Para hablar con Sound Transit acerca del propuesto proyecto de transporte público de Link Light Rail en el este de King County, llame al 1-800-823-9230 durante horas normales de oficina.

要向 Sound Transit 瞭解或討論擬在 East King County 進行的 Link light rail 公共交通項目，請在正常的工作時間致電 1-800-823-9230。

Upang makipag-usap sa Sound Transit ukol sa iminungkahing Link light rail na proyektong sasakyang pangmasa sa Silangang King County tawagan ang 1-800-823-9230 habang sa karaniwang mga oras ng pangangalakal.

Если вы хотите высказать сотрудникам Sound Transit свои соображения по поводу предлагаемого проекта линии общественного транспорта Link light rail в восточной части King County, звоните по телефону 1-800-823-9230 в обычные рабочие часы.

Muốn nói chuyện với Sound Transit về đề án chuyển chở công cộng đường hỏa xa nhẹ Link tại Phía Đông Quận King, hãy gọi số 1-800-823-9230 trong giờ làm việc thường lệ.

در مورد مسیر پیشنهاد شده برای پروژه ترانزیت سبک راه اهنی در کینگ شرقی با شماره 1-800-823-9230 در ساعات کاری تماس بگیرید برای گفتگو با سوند ترانزیت.

East Link Replacement Parking During Construction

Legend

- P** Overlake Transit Center, South Bellevue Park & Ride
- P** Parking Locations
 - New/expanded P&R Lot
 - Existing P&R with parking availability
 - Existing P&R lot
- Sounder alignment
- Link alignment
- Bus routes**
 - ST Express route
 - King County Metro bus route

Scale: 0 0.5 1 Mi.

Date: August 2017

This map is accompanied by NO warranties.

- Park and Ride lot details**
- Woodinville Unitarian Universalist Church
19020 NE Woodinville-Duvall Rd
 - Cottage Lake Assembly of God
15737 Avondale Rd NE
 - Holy Spirit Lutheran Church
10021 NE 124th St
 - Revive Church/Redwood Family Church
11500 Redmond-Woodinville Rd NE
 - Redmond Ridge P&R
NE Cedar Park Crescent and Redmond Ridge Dr NE
 - Kirkland Way P&R
NE 85th St and Kirkland Way
 - Houghton P&R
7024 116th Ave NE
 - St Luke's Lutheran Church P&R
3030 Bellevue Way NE
 - Overlake P&R
2650 152nd Ave NE
 - Overlake Park Presbyterian P&R
1836 156th Ave NE
 - Holy Trinity Church P&R
17371 NE 24th St
 - The Neighborhood Church P&R
625 140th Ave NE
 - Cross of Christ Church P&R
411 156th Ave NE
 - Lake Hills Baptist Church P&R
506 140th Ave SE
 - Enatal Park-and-Ride
1624 Bellevue Way SE
 - Bellevue Foursquare Church P&R
2015 Richards Rd
 - Saint Andrew's Lutheran Church P&R
2650 148th Ave SE
 - Eastgate Congregational Church
15318 SE Newport Way
 - Newport Covenant Church P&R
1280 Coal Creek Pkwy
 - Newport Hills P&R
5115 113th Pl SE
 - Newport Hills Community Church P&R
5533 115th Ave SE
 - St. Matthew's Lutheran Church P&R
2516 NE 16th St
 - Renton Bible Church P&R
973 Union Ave NE
 - Renton City Municipal Garage
665 S 2nd St
 - Sammamish Hills Lutheran Church P&R
22816 SE 8th St
 - South Sammamish P&R
3015 228th Ave SE
 - Tibbetts Lot P&R
1675 Newport Way NW
 - Tibbetts Valley Park
965 12th Ave NW
- ADA accessible
 Bicycle parking available (lockers and/or racks)

KCM Route 249 revised to travel southbound on Bellevue Way

Extra trips added to ST Express 554

The Overlake Transit Center Park-and-Ride will close May 1, 2017.
 The South Bellevue Park-and-Ride will close May 30, 2017.
 Visit the Metro Online Park & Ride web page at metro.kingcounty.gov/tops/parknride/ for information on area park-and-ride lots.

East Link: soundstransit.org/eastlink
 Stay informed: soundstransit.org/subscribe
 Contact us: email email.eastlink@soundstransit.org or call 206-398-LINK
 Plan your trip: <http://tripplanner.kingcounty.gov/>

