



# ST3 Draft Plan

Results from Spring 2016 Draft Plan comment period (March 29 – May 2, 2016)

May 5, 2016

# ST3 timeline


**Long-Range  
Plan Update**  
2014

**Revenue authority  
from Legislature**  
2015

WE ARE HERE

**System planning**  
*(Develop ballot measure)*  
2015 – mid-2016

**ST3 ballot  
measure**  
November 2016



# Level of participation

**>183,800** Unique page views at soundtransit3.org

**34,706** Number of surveys completed  
*\*Survey not statistically valid as participants were self-selected and do not represent a demographically representative sample group*

**>17,300** Answers to open-end survey question

**>2,320** Number of written comments received

**>1,250** Number of attendees at 7 public meetings

**104** Number of translated surveys completed

**90** Letters/emails from jurisdictions and stakeholder organizations





# Methods of promotion

- District-wide mailer
- Online, print and TV advertising, including translated ads
- Social media (Facebook, Twitter)
- Email notifications
- Media coverage
- Jurisdictional and stakeholder briefings
- ST3 website



## Notifications:

- Advertising in 13 publications serving diverse communities
- Translated online comment forms (7 languages)
- Translated Facebook posts
- Translated posters
- Briefings with organizations to reach diverse stakeholders

## Results:

- Over 1,000 clicks on social posts
- 104 responses to non-English online comment form



## Who participated in the online survey?\*

	2016		2015 comparison	% increase YOY
Snohomish County	8.3%	2,871	5.8%	99%
North King County	45.9%	15,912	54.0%	19%
East King County	20.6%	7,142	17.0%	69%
South King County	6.2%	2,156	6.4%	35%
Pierce County	11.5%	3,999	9.6%	69%
Out of District	7.6%	2,626	7.2%	47%
<b><i>Total participation</i></b>		<b>34,706</b>	24,797	<b>↑ 40%</b>

\*Online survey was conducted during Draft Plan comment period; results are not statistically valid as participants were self-selected

# Continued interest for expanded mass transit

91%

**Support continued mass transit expansion (strongly or somewhat support)**

88%

**Prioritize light rail expansion of at least a 5 on scale of 1-7**

72%

**Prioritize BRT expansion of at least a 5 on scale of 1-7**



# Priority projects

## **Snohomish County**

- Lynnwood to Everett light rail, via the Paine Field employment/manufacturing area
- I-405 Bus Rapid Transit
- Developing opportunities for buses to use highway shoulders to bypass traffic on selected highways

## **East King County**

- I-405 Bus Rapid Transit
- Bellevue/Overlake to Downtown Redmond light rail
- Bellevue to Issaquah light rail via Eastgate



## Priority projects continued

### **South King County**

- Kent/Des Moines to Tacoma light rail
- Parking at rail stations
- West Seattle to Downtown Seattle light rail

### **Pierce County**

- Kent/Des Moines to Tacoma Dome light rail
- Tacoma Link light rail connecting downtown Tacoma to Tacoma Community College
- Extending Sounder South commuter rail from Lakewood to DuPont, including a station at Tillicum/Joint Base Lewis McChord

# Priority projects continued

## North King County

- Ballard to Downtown Seattle light rail via Seattle Center and South Lake Union (including new downtown rail tunnel)
- West Seattle to Downtown Seattle light rail
- Tie:
  - Lynnwood to Everett light rail
  - Capital Improvements to increase bus speed and reliability on King County Metro Rapid Ride C and D serving Ballard and West Seattle



# Sound Transit

## Report of Telephone Survey April 2016

# Methodology

- ▶ Telephone survey of registered voters in Sound Transit District
- ▶ April 20<sup>th</sup> – April 30<sup>th</sup>, 2016
- ▶ 1,001 total interviews districtwide:

	District	Snohomish	N King	E King	S King	Pierce
Effective N	778	193	210	209	179	210
MOE	+/- 3.5	+/- 7.1	+/- 6.8	+/- 6.8	+/- 7.3	+/- 6.8

- ▶ Weighted to reflect overall districtwide registered voter population using key demographics
- ▶ Snohomish, East King, South King, and Pierce were oversampled. These regions were weighted back to their appropriate proportions for the overall results.
- ▶ Interviewing using trained, professional interviewers

*Please note that due to rounding, some percentages may not add up to exactly 100%.*

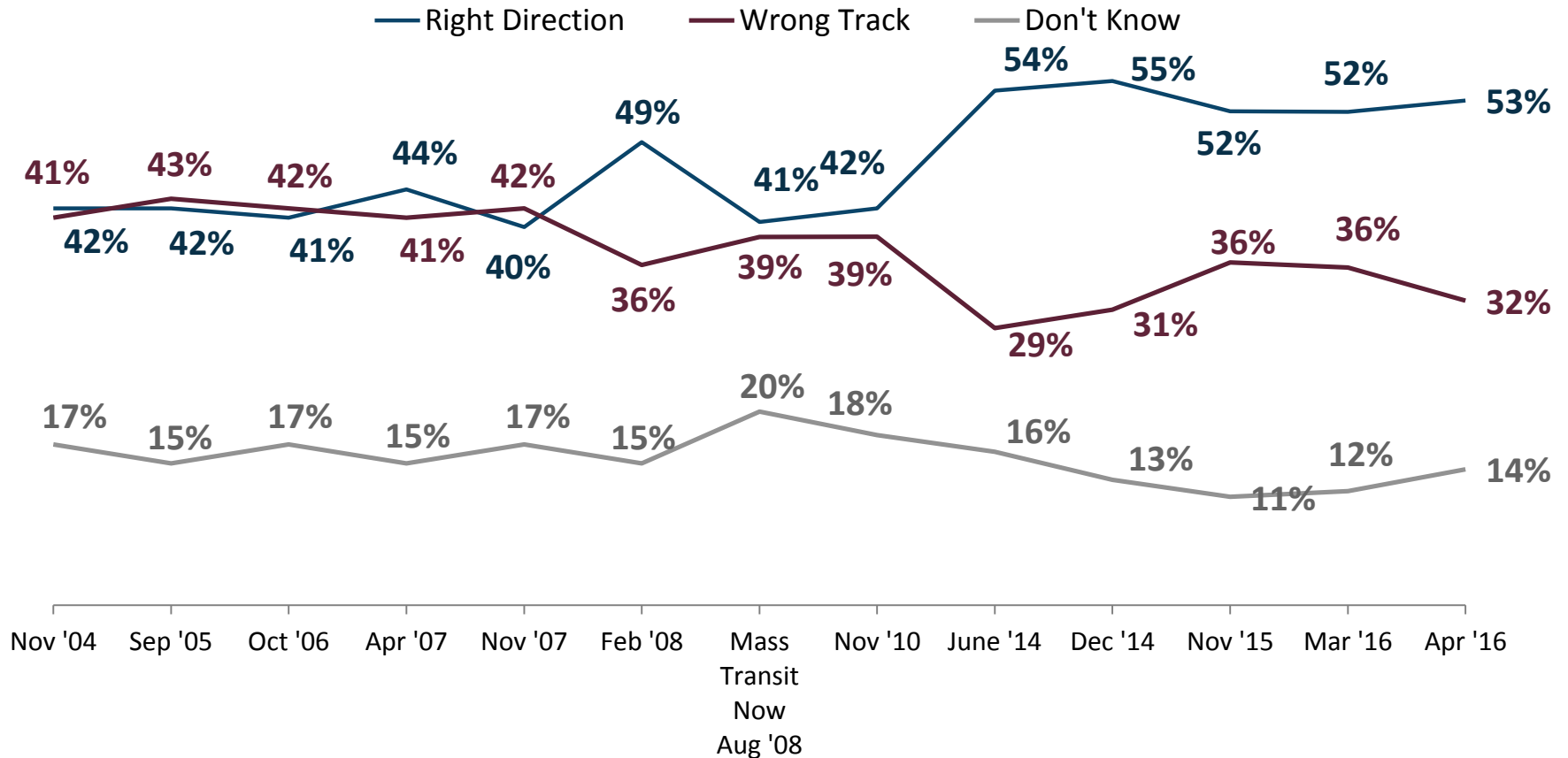




# Attitudes and Opinions

# Direction of Puget Sound

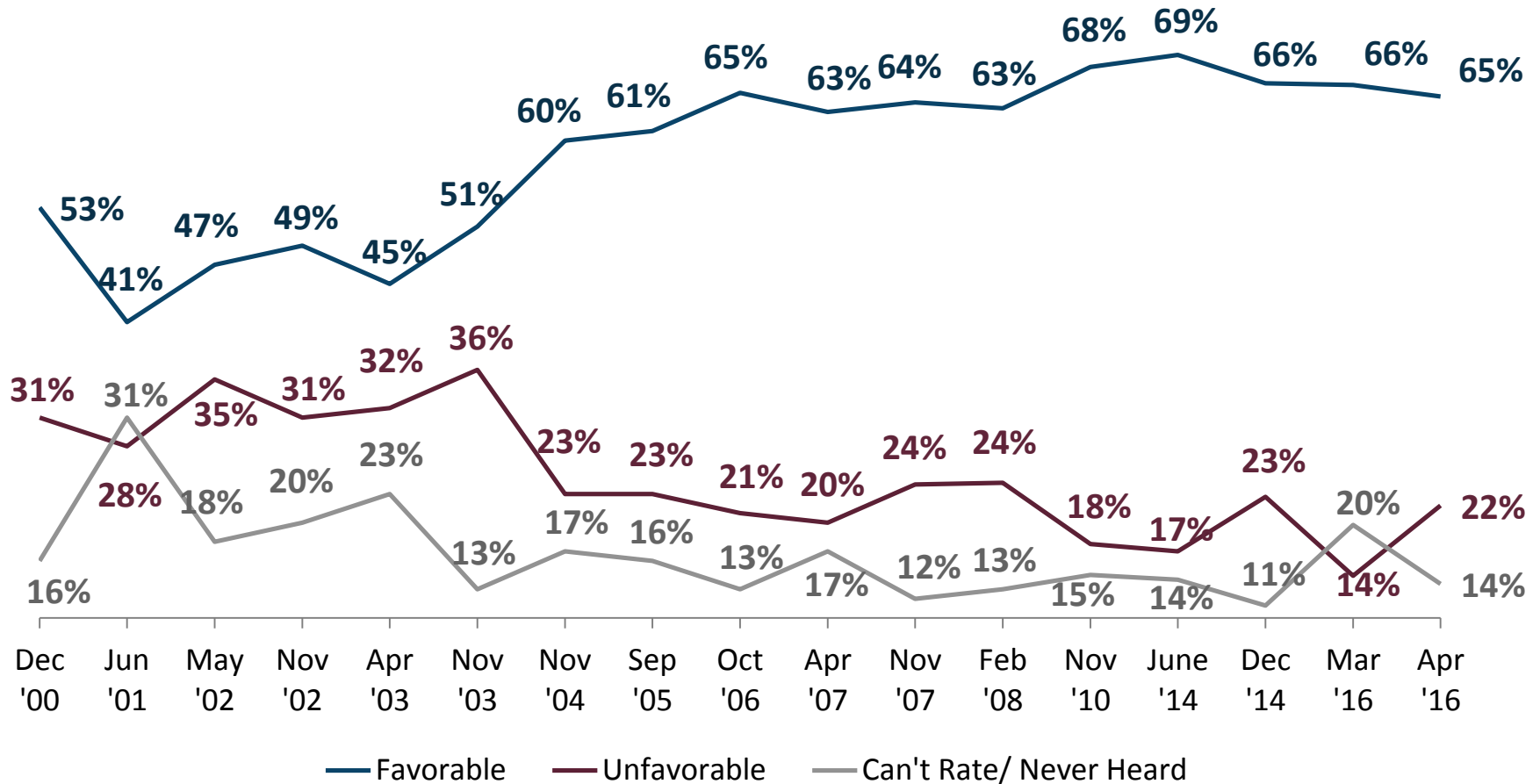
*After falling from 2014 levels, voter optimism is holding steady with just over half feeling the region is headed in the right direction. The wrong track percentage is close to a 10 year low.*



Do you feel that things in the Puget Sound region are generally going in the right direction or do you feel things have gotten pretty seriously off on the wrong track?

# Sound Transit Favorable

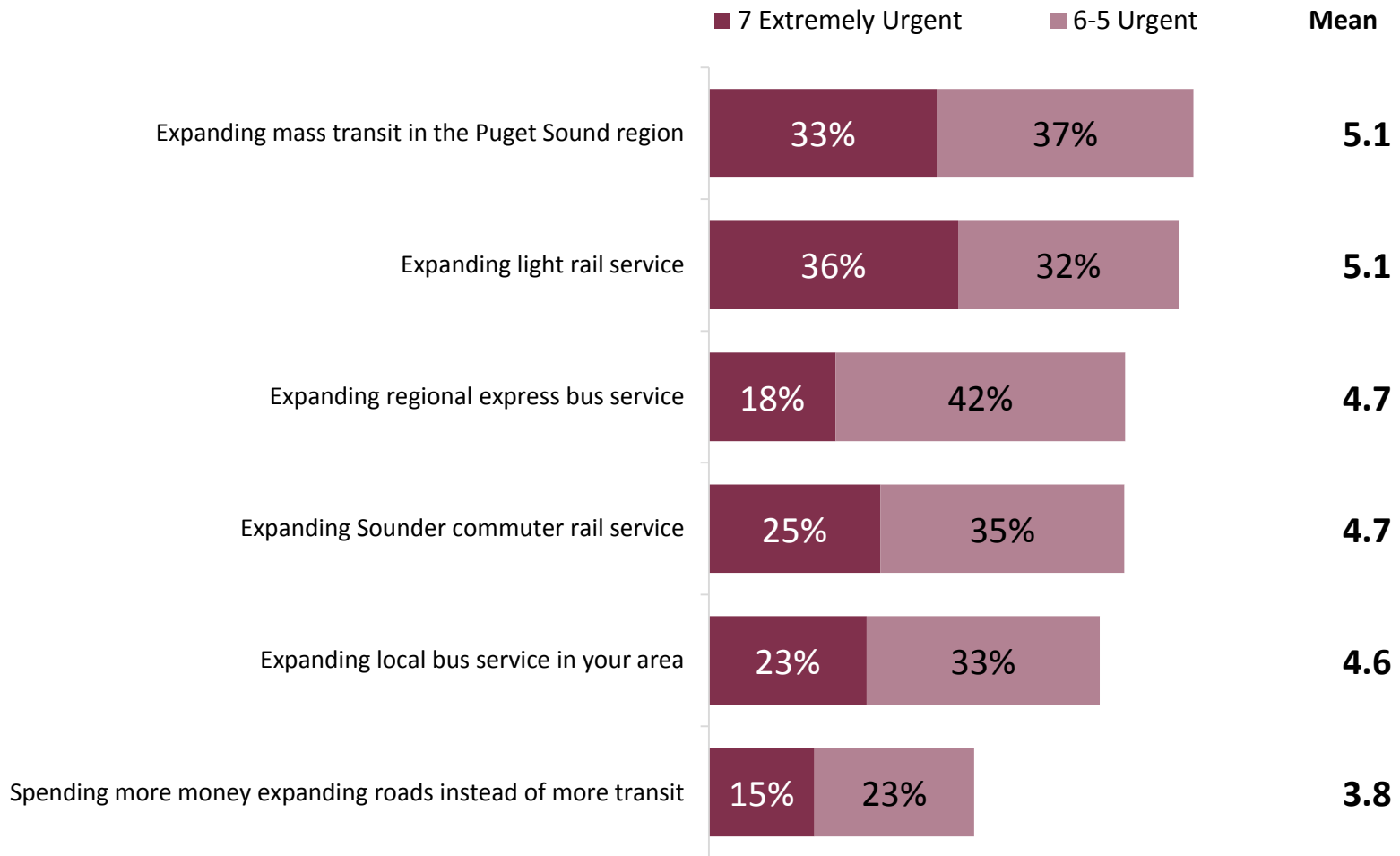
*Sound Transit's favorable remains steady and high. The unfavorable has risen since March, but it is that unfavorable is consistent with recent ratings.*



Do you have a strongly favorable, somewhat favorable, somewhat unfavorable, or strongly unfavorable opinion of Sound Transit?

# Urgent Transportation Issues

*Expanding transit and specifically light rail are top priorities, both overall and in intensity. Spending more on roads is least urgent by a large margin.*

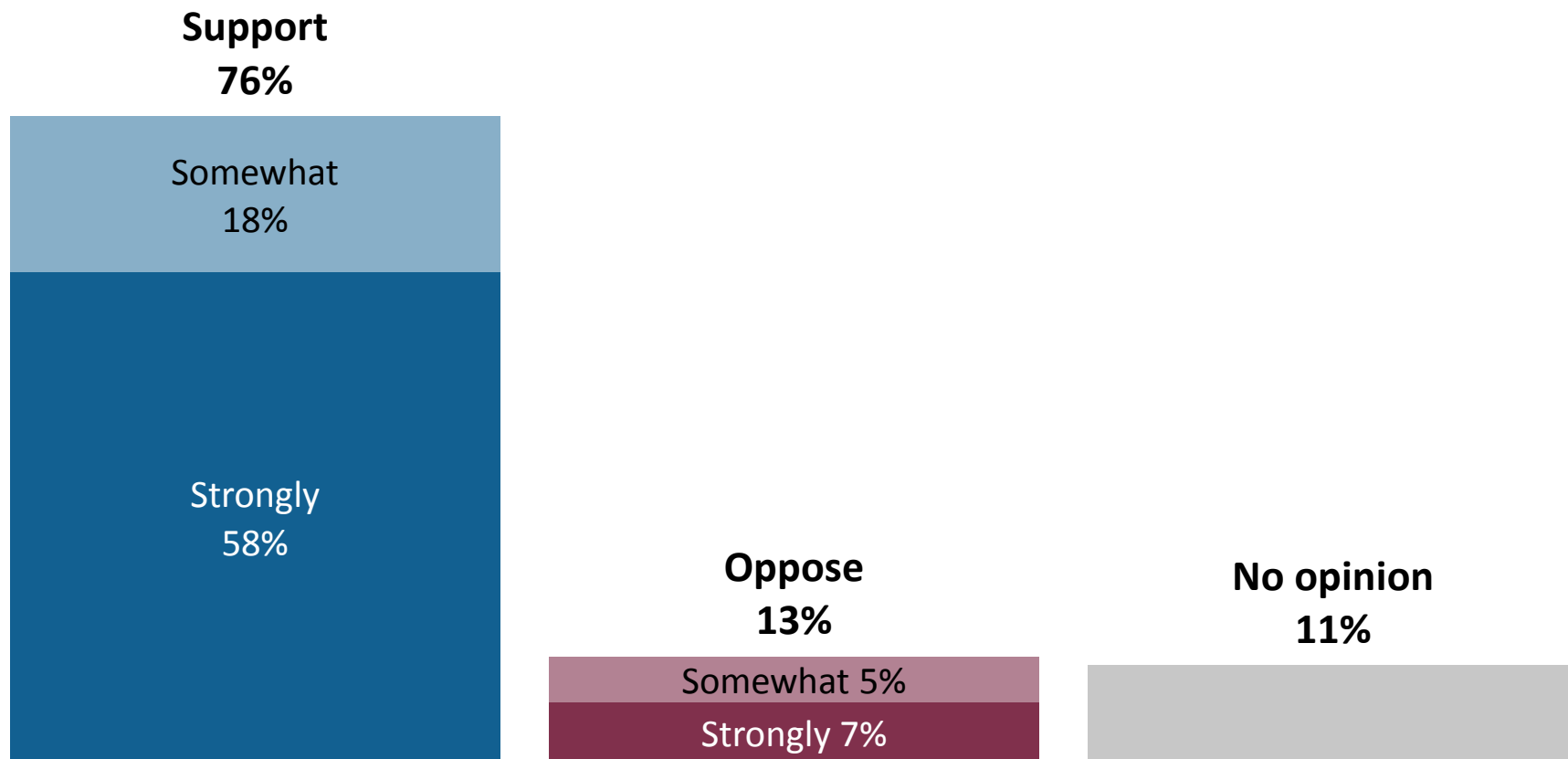


*I'm going to read you a list of transportation issues in Puget Sound. For each, I would like to know how urgent you feel it is to address that transportation issue. You can use a scale of one to seven, where one means that issue is not at all urgent, and seven means that issue is extremely urgent. You can use any number from one to seven.*



# General Support of Sound Transit Expansion

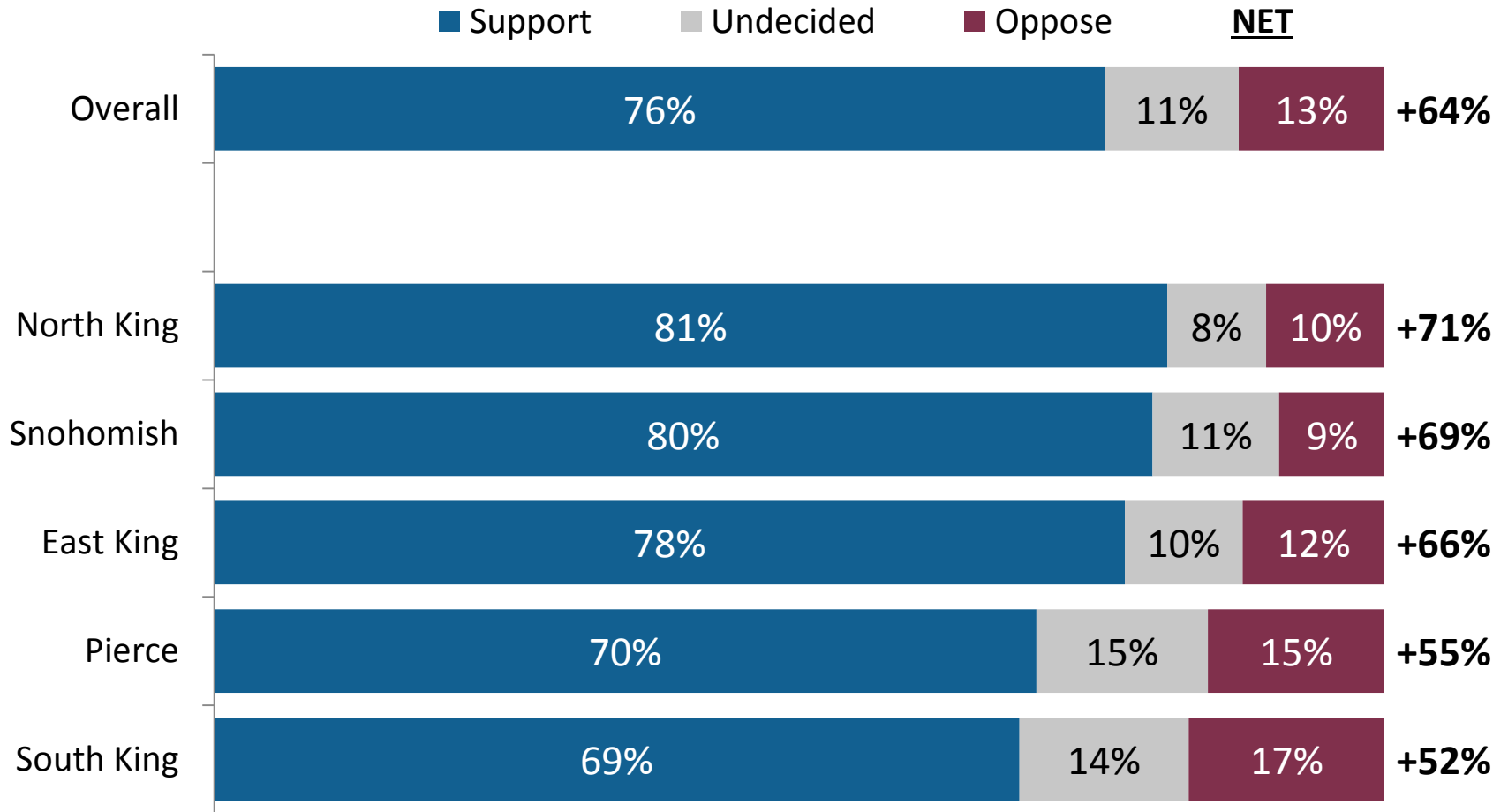
*This question has been asked in previous Sound Transit surveys and is a general measure of support for transit expansion.*



In general, do you strongly support, somewhat support, somewhat oppose, or strongly oppose continued expansion of Sound Transit's system of light rail, commuter rail, and express buses? If you have no opinion, please just say so.

# General Support of ST Expansion– by Sub Area

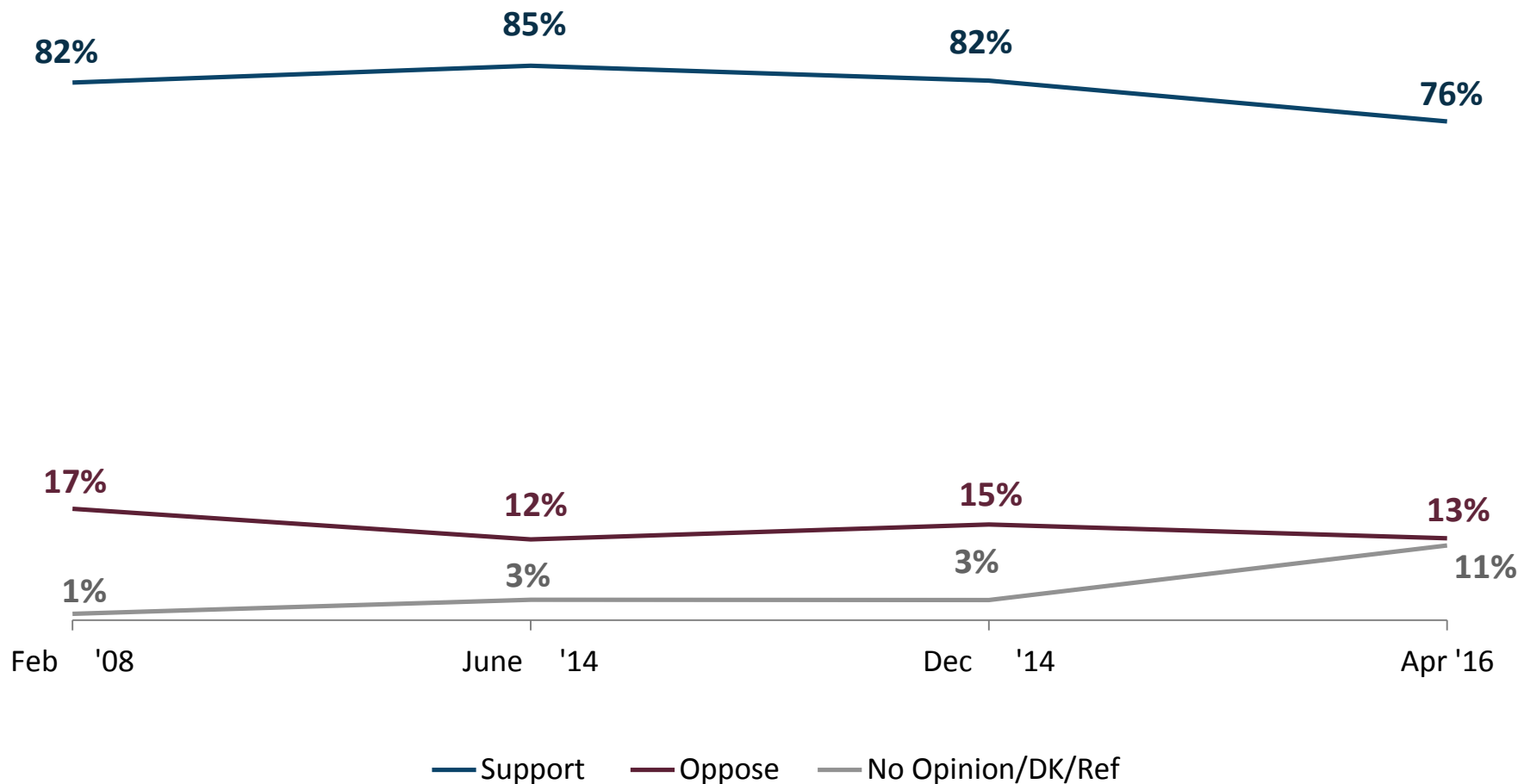
*Expansion of Sound Transit's system is widely supported throughout the district.*



In general, do you strongly support, somewhat support, somewhat oppose, or strongly oppose continued expansion of Sound Transit's system of light rail, commuter rail, and express buses? If you have no opinion, please just say so.

# General Support of Sound Transit Expansion

*Support for expanding the system has consistently remained above three quarters of all voters, even though overall support for expansion has declined slightly since 2014.*



*In general, do you strongly support, somewhat support, somewhat oppose, or strongly oppose continued expansion of Sound Transit's system of light rail, commuter rail, and express buses? If you have no opinion, please just say so.*



# Draft Plan Support



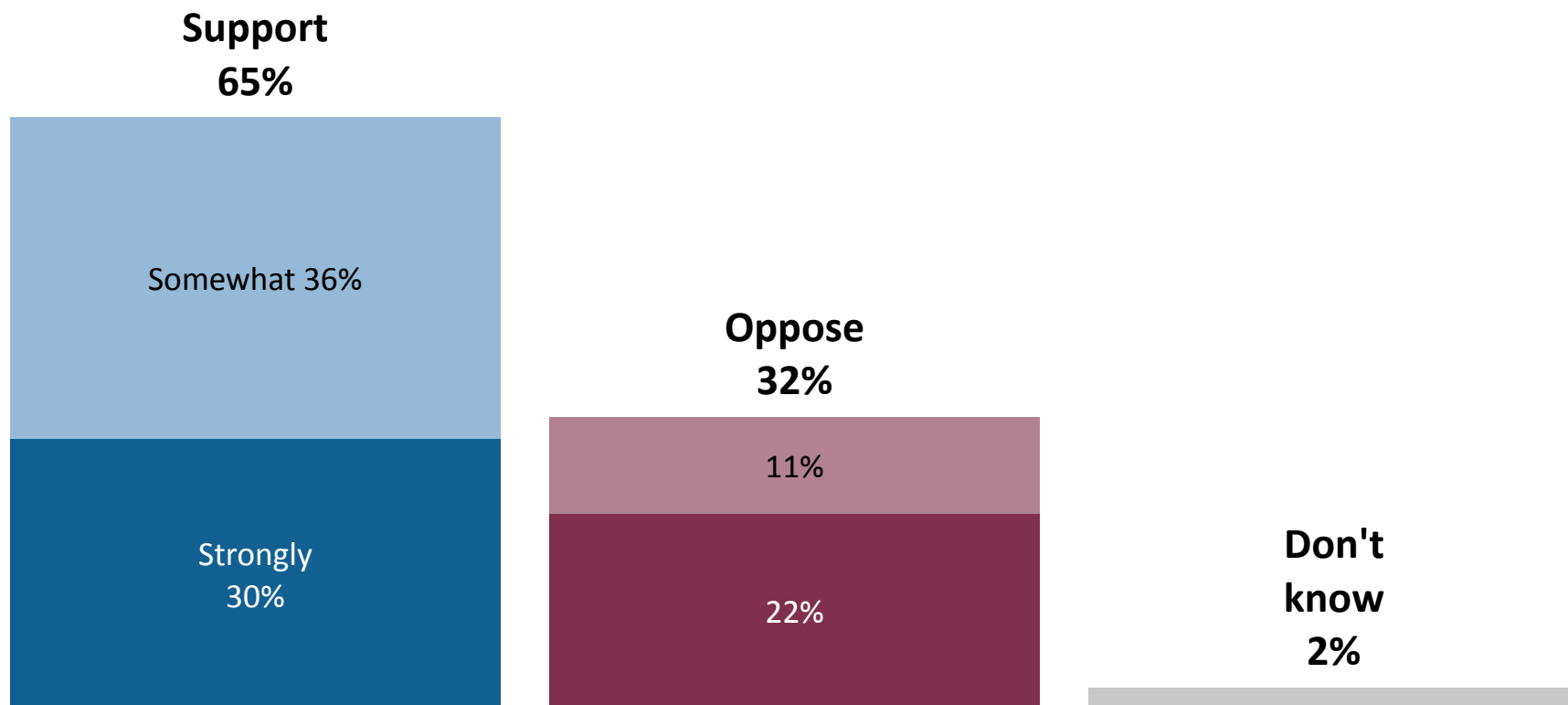
# Specific Proposal to Expand ST Services

---

*The proposal would expand light-rail and commuter-rail and build new bus rapid transit services in King, Pierce and Snohomish Counties, including new light rail south to Tacoma north to Everett, and east to Downtown Redmond and Issaquah, and new light rail in Seattle to Ballard and West Seattle. The plan makes expedited investments in new Bus Rapid Transit service in dedicated lanes on I-405 and SR 518 from Lynnwood to Burien and on SR 522 from Bothell creating a connection to light rail at Shoreline on I-5. It provides immediate funding for increasing bus speeds and reliability by running buses on the shoulders of I-5, I-405 SR 518, and SR 167 where possible. This proposal would authorize Sound Transit to impose an additional five-tenths of 1% sales and use tax, an eight-tenths of 1% motor vehicle excise tax, and a ¢25 per \$1000 of assessed value residential property tax, and to use existing taxes to fund the local share of the \$50B estimated cost with independent audits.*

# Initial Proposal Support

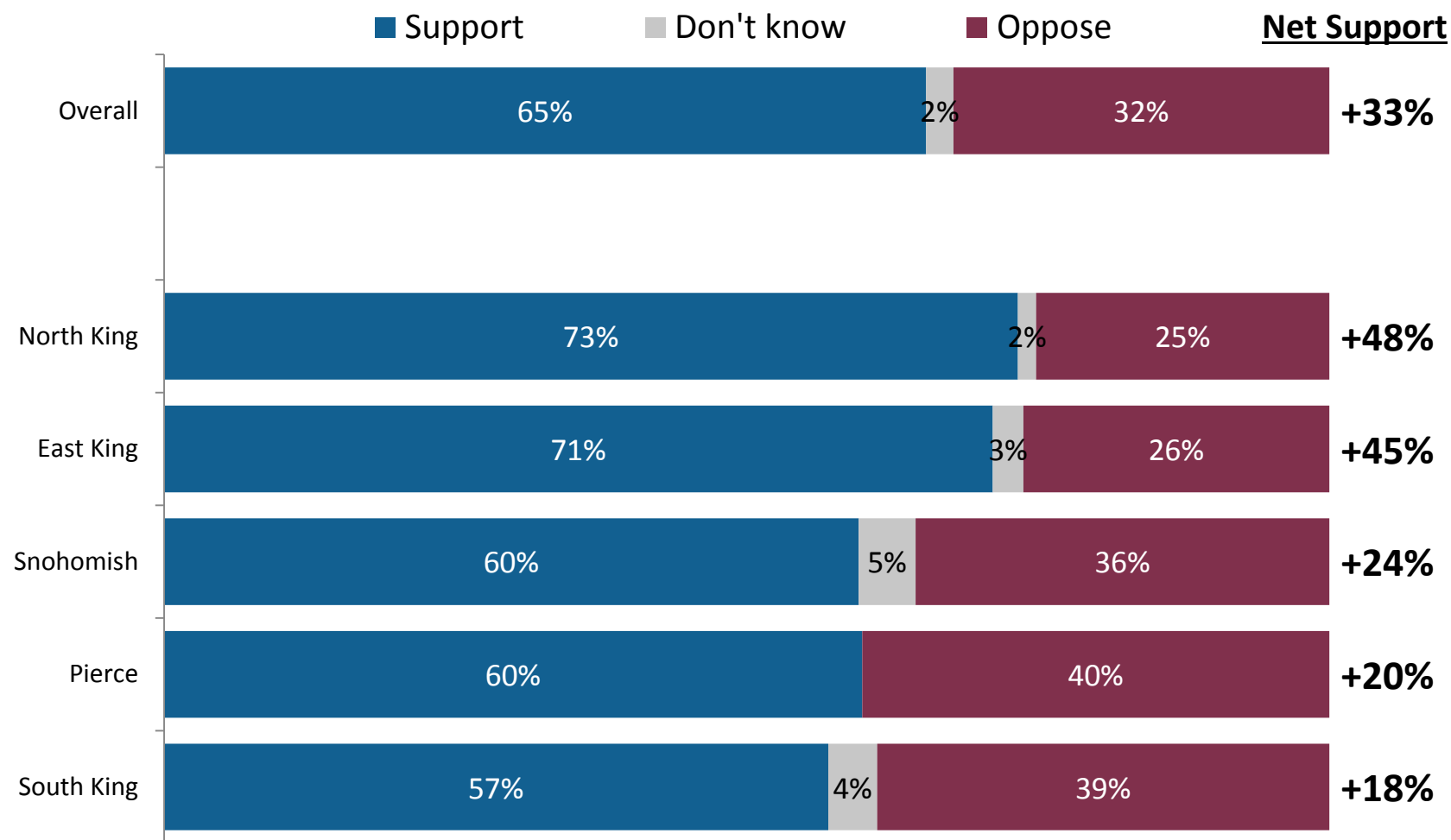
*A strong majority support the proposal initially.*  
*Nearly half of initial support (30%) is in the “strong” category.*



There is a proposal being considered to expand mass transit... Would you strongly support, somewhat support, somewhat oppose, or strongly oppose this proposal?

# Initial Support by Subgroup – Sub District

*While support for a specific proposal is above a majority in every sub-area, it is far stronger in North and East King than elsewhere in the district.*

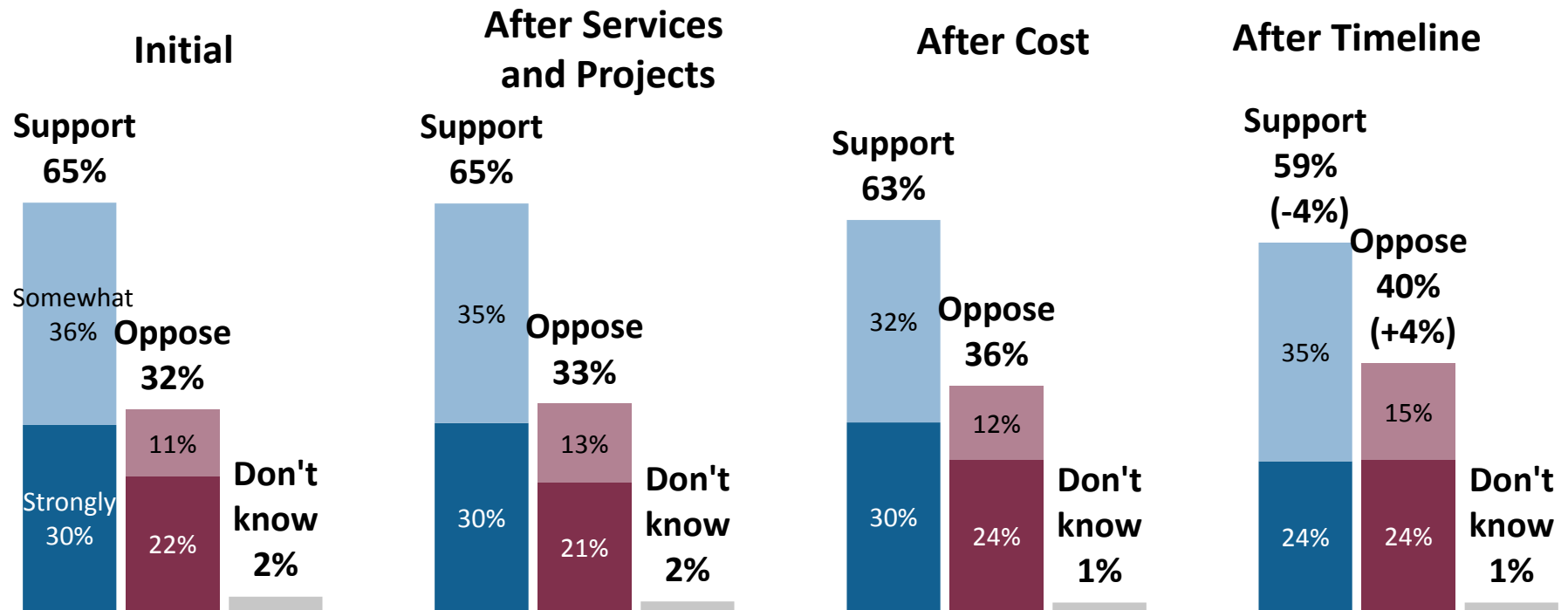


ST Executive Committee 5/8/16  
There is a proposal being considered to expand mass transit... Would you strongly support, somewhat support, somewhat oppose, or strongly oppose this proposal?

# Support After Information, Cost, and Timeline

*The below is a full progression of support. Timeline has the largest impact on support, dropping both overall and strong support by 4 points. Overall support stands at just under 60% after the timeline information. Opposition also increases by 4 points overall, although strong opposition is unchanged.*

*The current ST3 plan would be completed in phases, with the first projects completed within 8 years and the last projects completed in 25 years. Under this plan, bus rapid transit between Lynnwood, Bellevue, Renton and Burien would start in 8 years; light rail to Redmond and Federal Way would be complete within 12 years, light rail to West Seattle and Tacoma would be complete within 17 years, light rail to Ballard 22 years, and light rail to Everett and Issaquah in 25 years.*



Knowing this, do you strongly support, somewhat support, somewhat oppose, or strongly oppose this plan?





# Project Priorities

# Top 5 Snohomish Projects

*In Snohomish, light rail to Everett, additional parking for the Sounder North line, and a station at NE 130<sup>th</sup> are the top projects.*

Project /Service	Phone	Online
Light rail connecting Lynwood to Everett station via the Paine Field manufacturing center	5.2	5.7
Construction of additional parking at the Edmonds and Mukilteo station on the Sounder North line	5.0	5.3
A potential new light rail station at the North East 130th Street in Seattle, on the future Lynnwood Link light rail extension	5.0	3.2
New bus rapid transit service that will connect a light rail station at North East 145th Street to Lake Forest Park, Kenmore, and Bothell via SR-522	4.7	4.9
Light rail connection West Seattle to downtown Seattle via the existing downtown transit tunnel	4.6	4.0

*There are a variety of services or projects that could be funded by this plan. For each of the following, please tell me how important you personally think it is to include that service or project in this plan. Use a scale of 1 to 7 where 1 means that item is not important at all and 7 means that item is extremely important. (Results show only among those in Snohomish sub-area).*

# Top 5 North King Projects

*Light rail to West Seattle is by far the most important project to North King. Light rail to Ballard and increased reliability/decreased travel time for Metro lines C and D are also important.*

Project /Service	Phone	Online
Light rail connection West Seattle to downtown Seattle via the existing downtown transit tunnel	5.6	5.8
Light rail connecting Ballard to downtown Seattle, with stops at the Seattle Center and South Lake Union via a new tunnel in downtown Seattle	4.9	6.1
Improvements that would increase reliability and decrease total travel time of King County Metro Rapid Ride lines C and D	4.9	5.6
Improvements to increase bus speeds and reliability by running busses on the shoulders of I-5, I-405, SR-518, and SR-167.	4.9	5.1
A potential new light rail station at the North East 130th Street in Seattle, on the future Lynnwood Link light rail extension	4.8	3.9

*There are a variety of services or projects that could be funded by this plan. For each of the following, please tell me how important you personally think it is to include that service or project in this plan. Use a scale of 1 to 7 where 1 means that item is not important at all and 7 means that item is extremely important. (Results show only among those in North King sub-area).*

# Top 5 East King Projects

*Among those in East King, all of the top three most important projects are light rail, including West Seattle. The “extremely important” percentage for Bellevue <> Eastgate <> Issaquah and Bellevue <> Redmond is higher.*

Project /Service	Phone	Online
Light rail connection West Seattle to downtown Seattle via the existing downtown transit tunnel	4.9	4.2
Light rail connecting Bellevue to Issaquah via Eastgate	4.8	4.7
Light rail connecting the Bellevue-Overlake area to Downtown Redmond	4.8	4.8
Improvements to Sounder commuter service on the South line that includes enhanced access for pedestrians, cyclists, buses, additional parking, and extended platforms that could accommodate longer trains	4.6	4.6
New bus rapid transit service that will connect a light rail station at North East 145th Street to Lake Forest Park, Kenmore, and Bothell via SR-522	4.5	5.0

*There are a variety of services or projects that could be funded by this plan. For each of the following, please tell me how important you personally think it is to include that service or project in this plan. Use a scale of 1 to 7 where 1 means that item is not important at all and 7 means that item is extremely important. (Results show only among those in East King sub-area).*

# Top 5 South King Projects

*Among those in South King, a light rail station at the Boeing Access Road, light rail between Kent-Des Moines <> Federal Way, and to West Seattle are the most important projects.*

Project /Service	Phone	Online
Adding a new light rail station near the Boeing Access Road in Tukwila	4.7	4.0
Light rail connecting the Kent-Des Moines area to Federal Way	4.6	5.2
Light rail connection West Seattle to downtown Seattle via the existing downtown transit tunnel	4.5	4.8
Light rail connecting Federal Way to the Tacoma Dome	4.4	4.6
Improvements to Sounder commuter service on the South line that includes enhanced access for pedestrians, cyclists, buses, additional parking, and extended platforms that could accommodate longer trains	4.4	5.3

*There are a variety of services or projects that could be funded by this plan. For each of the following, please tell me how important you personally think it is to include that service or project in this plan. Use a scale of 1 to 7 where 1 means that item is not important at all and 7 means that item is extremely important. (Results show only among those in South King sub-area).*

# Top 5 Pierce Projects

*Among those in Pierce, two Sounder improvement projects are in the top three most important projects. Light rail connecting Federal Way to Tacoma is also important.*

Project /Service	Phone	Online
Extending the South Sounder commuter rail line from Lakewood to Dupont, including a station serving Tillicum and Joint Base Lewis McChord	5.0	5.4
Light rail connecting Federal Way to the Tacoma Dome	4.8	5.3
Improvements to Sounder commuter service on the South line that includes enhanced access for pedestrians, cyclists, buses, additional parking, and extended platforms that could accommodate longer trains	4.6	5.8
An extension of the Tacoma link light rail connecting Tacoma Community College to downtown Tacoma	4.6	4.7
Improvements to increase bus speed and reliability along Pacific Avenue in Tacoma	4.4	5.1

*There are a variety of services or projects that could be funded by this plan. For each of the following, please tell me how important you personally think it is to include that service or project in this plan. Use a scale of 1 to 7 where 1 means that item is not important at all and 7 means that item is extremely important. (Results show only among those in Pierce sub-area).*

# Key Takeaways

---

- ▶ Support for the package tested is a strong majority (65%).
- ▶ The geographically closest projects to a respondent tend to be the most popular.
- ▶ Light rail is always among the top three most popular projects in each sub-area. BRT and Sounder are also among the top projects in sub-areas where such services are geographically close.
- ▶ Support does not change (65%) after the potential project list is described.
- ▶ This survey asks about package cost per individual (\$200) after respondents hear the project components. There is a small drop in support, but this drop is just outside the margin of error.
- ▶ Respondents also hear about project delivery timelines. While there is still a strong majority in support (59%) after the timelines are explained, proposal support drops 6 points.