

# *System Expansion Monthly Status Report*

*System Expansion Committee*

*07/09/2026*



# Agenda

## Program Updates

## Project Updates










- Projects in Planning and Design
- Projects in Construction



*Countdown to this summer's soccer FIFA tournament!*

**Important Note:** The System Expansion Monthly Status Reports will continue to report on project status and monthly performance. As staff implement Resolution No. R2026-11, additional information and program adjustments may lead to periodic changes in the report. These potential modifications would be introduced incrementally, documented in future editions, and implemented in a manner that preserves the consistency and continuity of monthly project reporting.

# Key Performance Indicator (KPI) Legend

Status indicator			
	Favorable Trend	Level Trend	Unfavorable Trend
Meets or exceeds target			
Not meeting target minor variance			
Not meeting target major variance			

# Program-Level KPI Performance

## Prompt Payment

This month, CDD's average time to process invoice payments was **29 days**, exceeding the target goal.

	Jan 2026	Feb 2026	Mar 2026	Apr 2026	May 2026
Prompt Payment					

Target: 100% payment within 30 days of invoice date

## Construction Safety

This month, **one (1) OSHA recordable\* injury** was reported in **Sumner**. A laborer sustained a minor laceration on the left finger while removing formwork. Initial treatment was provided on-site using basic first aid. There was no time lost from work.

	Jan 2026	Feb 2026	Mar 2026	Apr 2026	May 2026
RIR					
LTIR					

Target: RIR and LTIR below 50% national average

	Status Indicator		
	Favorable Trend	Level Trend	Unfavorable Trend
Meets or Exceeds Target			
Not meeting Target Minor Variance			
Not meeting Target Major Variance			

\* A recordable injury, according to OSHA, is any work-related injury or illness that results in death, loss of consciousness, days away from work, restricted work activity, medical treatment beyond first aid, or a significant diagnosis by a healthcare professional.

# Project Performance Tracker Summary

## Projects in Planning & Design

	Status Indicator		
	Favorable Trend	Level Trend	Unfavorable Trend
Meets or Exceeds Target			
Not meeting Target Minor Variance			
Not meeting Target Major Variance			

Mode	Projects	% Complete (Avg)	Cost KPI (Avg)	Schedule KPI (Avg)	Comments
<b>Link Extension (5) Light Rail</b>	BLE, EVLE <sup>1</sup> , TDLE, WSLE, Tacoma Dome Access Improvements	Design - 18%			<b>BLE</b> DEIS submitted to FTA for review; new target published date of Q4 2026 (previously Q2 2026). <b>EVLE</b> targeting DEIS publication in Q3 2026. <b>TDLE</b> targeting FEIS publication in Q2 2027. <b>WSLE</b> is advancing to final design. <b>TDAL</b> Board selected projects to be built in April 2026 which includes bicycle, pedestrian, transit, and station area improvements.
<b>Link Extension (2) Light Rail / Infill Stations</b>	Boeing and Graham Infill Stations	Design - 10%			<b>Boeing and Graham Infill</b> projects have completed conceptual engineering phase, and preliminary engineering is currently underway. Cost saving opportunities are under development.
<b>Operations &amp; Maintenance Facility Program (1)<sup>1</sup></b>	OMF-South	Design - 30%			Progressive Design-Build delivery approach. Phase 1 (final design and pre-construction services) approved by Board on March 26, 2026. NTP issued May 29, 2026, and will now proceed to final design.
<b>Souder Program (6) Commuter Rail</b>	Lakewood Station Access Improvements, South Tacoma Station Access Improvements, South Capacity Expansion Program, King St. Station, DuPont Extension, Souder Maintenance Base	Design – 8%			Projects progressing as planned. <b>Lakewood &amp; South Tacoma Access Improvement Station Area</b> project completed preliminary engineering (30% design); proceeding with 60% design. <b>Souder Rail Track &amp; Signals Improvement</b> project completed conceptual engineering (10% design). ST Board approved consultant services to finalize preliminary engineering in April. <b>SRTSI &amp; DuPont</b> scheduled to begin 30% preliminary engineering design in June 2026. <b>King Street Station Platform Area Improvement</b> project continues preliminary engineering. <b>Souder Maintenance Base</b> project will refresh NEPA approval and procurement documents beginning in 2027.
<b>Bus Rapid Transit Stride - ST Managed (1)</b>	I-405 (S2 Line)	Design – 90%			<b>S2 Lynnwood 196<sup>th</sup>/Poplar Way</b> 90% design completed. Proceeding to 100% design, with construction contract advertisement expected by end of 2026.
<b>Bus Rapid Transit Stride - WSDOT Managed (1)</b>	I-405 TIBS Inline Station (S1 Line)	Design - 100% (1%)			<b>S1 Tukwila Int'l Blvd. Station (TIBS)</b> design is complete. The board granted approval for the funding agreement with WSDOT in October 2025, while staff collaborates with WSDOT to finalize terms and conditions of the agreement. WSDOT will commence the Design-Build procurement in June 2026, following the completion of the agreement.

1. OMF-North is within the Everett Link Extension project and therefore not under the O&M roll-up line.

# Project Performance Tracker Summary

## Projects in Construction

	Status Indicator		
	Favorable Trend	Level Trend	Unfavorable Trend
Meets or Exceeds Target			
Not meeting Target Minor Variance			
Not meeting Target Major Variance			

Mode	Projects	Avg % Construction Complete (Change)	Avg Cost KPI	Avg Schedule KPI	Avg Safety KPI	Comments
Infill Station, Link (1)	Pinehurst Station	91% (2%)				Cost: No change this month. <b>Pinehurst Station</b> budget trend remains favorable. Schedule: Overall percent complete increased by 2%. <b>Pinehurst Station</b> trending to a Q3 2026 opening with schedule assessment underway that considers FIFA and other events occurring during this time. Safety: No incident this month.
Sounder (3) Access Improvements (SPAI)	Sumner, Kent, Auburn Garages	67% (3%)				Cost: No change this month. Schedule: Overall percent complete increased by 3%. <b>Sumner's</b> completion date trending to Q4 2026, resulting to a Q1 2027 opening. <b>Auburn and Kent</b> remain on or ahead of schedule. Overall garage portfolio (3 garages) progressing to meet the Q2 2027 baseline schedule. Safety: <b>Sumner</b> had one recordable incident.
Bus Rapid Transit Stride - ST Managed (6)	Bus OMF, I-405 (S1 Line), SR 522 / NE 145th (S3 Line)	12%				Cost: No change this month. Schedule: No change to overall percent complete. <b>Bus OMF construction</b> underway; schedule under review due to design issues and subsurface differing site conditions. Determination of merit under evaluation. Consultants added to improve review response times. <b>S1 Burien TC</b> expected to issue LNTP in June 2026. <b>S1 Renton TC</b> continues early site work. <b>S3 Seattle/ Shoreline</b> began coordination and submittals with utilities and permitting agencies. <b>S3 Kenmore/ Bothell</b> began site work at multiple stations. <b>S3 Lake Forrest Park</b> in procurement process; SOQs due June 15. Safety: No incident this month.
Bus Rapid Transit Stride - WSDOT & Third Party Managed (3)	I-405 (S1) - WSDOT, I-405 (S2) - WSDOT, SR 522/NE 145th (S3) - Third-Party	85% (2%)			N/A	Cost: No change this month. Schedule: Overall percent complete increased by 2%. WSDOT's DB construction contractors continue to make steady progress. Target hand over of <b>NE 44th and NE 85th platforms to ST</b> expected in Q3 2026, after which ST can begin work on station finishes. Safety: Safety managed by WSDOT and other third-party.

### Target Opening Dates KPI Detail



*Questions?*



 *soundtransit.org*

