

Office of Labor Relations

Q1 2021 Update to System Expansion Committee

Leslie Jones, Chief Labor Relations Officer

4/8/21



Why we are here

Today we are here to provide the Committee on the following updates:

- Workforce Goal Attainment
- Labor Compliance Dashboards
- Zip Code Data

Workforce Goal Attainment



Office of Labor Relations

WORKFORCE UTILIZATION SUMMARY MARCH 2021

Project	Hours Worked	% Complete January 2021	Apprentice Goal = 20%	People of Color Goal = 21%	Women Goal = 12%
ALL ACTIVE PROJECTS	8,861,761		19.5%	31.7%	6.9%
E130 Kiewit/Hoffman	2,109,891	95.1%	20.3%	36.9%	8.2%
E320 - Shimmick/Parsons	1,535,549	96.8%	20.2%	33.2%	4.8%
E335 - SWA	1,365,344	92.8%	21.6%	29.3%	6.1%
E340 - Max Kuney	507,241	95.3%	21.7%	30.4%	9.4%
E360 - Kiewit Hoffman	973,362	96.2%	18.2%	35.1%	4.8%
F200 - Kiewit	210,572	28.8%	16.4%	24.5%	7.9%
L200 - SKH	753,211	38.4%	18.6%	25.3%	9.1%
L300 - Skanska	593,825	34.8%	13.1%	26.0%	6.2%
N830/E750 - Mass Electric	219,400	92.7% / 53.3%	19.5%	29.7%	5.7%
PSAI - Hensel Phelps	7,125	30.0%	9.1%	14.7%	2.5%
R200 - SWK	83,822	24.4%	15.2%	20.6%	4.5%
T100 - Walsh Construction	423,108	71.0%	19.4%	26.2%	11.0%

Systems Workforce Goals

May 2020

31.1% POC

12.9% AUR

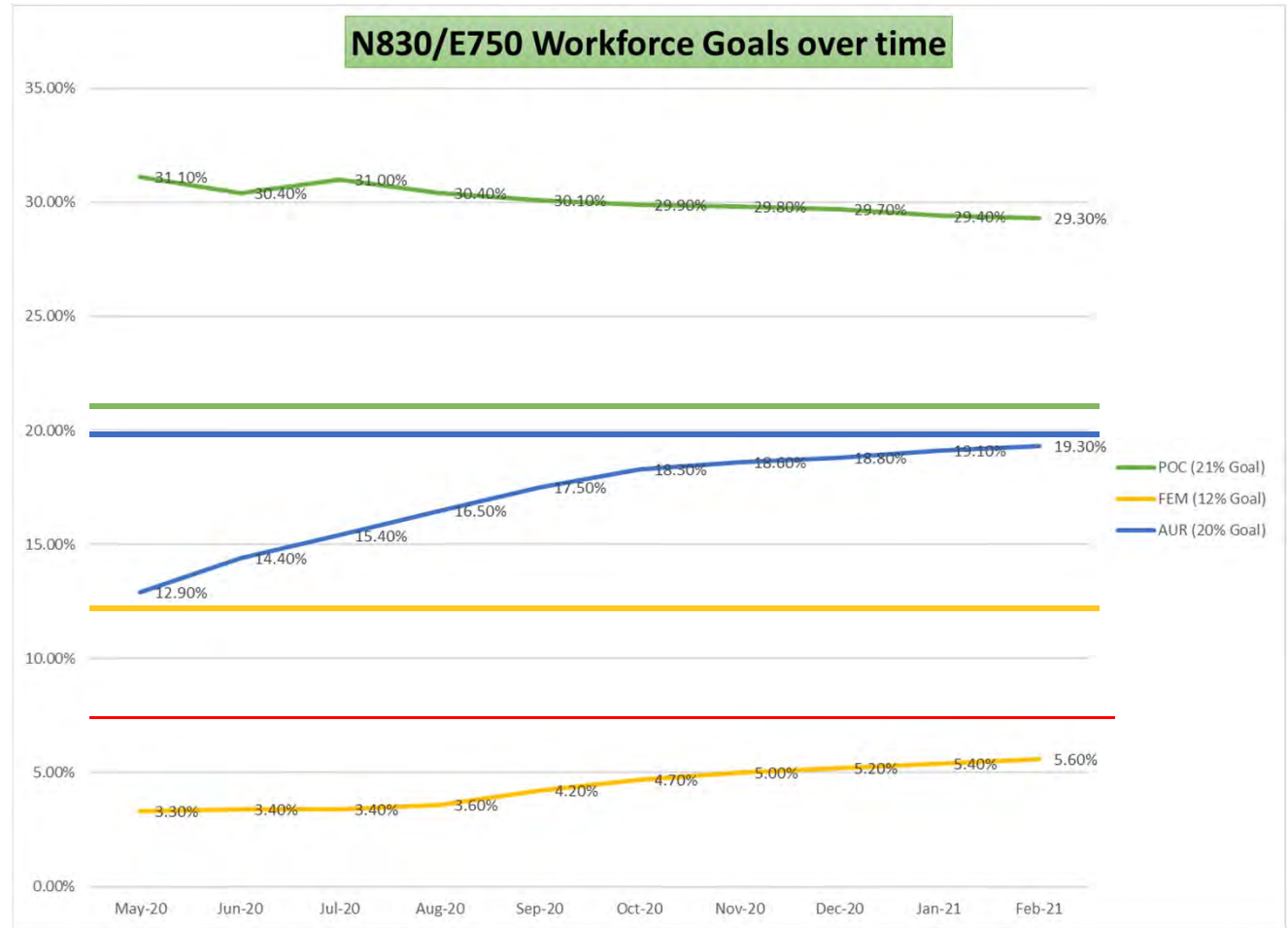
3.3% FEM

FEB 2021

29.3% POC (-1.8%)

19.3% AUR (+6.4%)

5.6% FEM (+2.3%)



HTLE Workforce Goals

SEPT 2019

15.3% POC

10.6% AUR

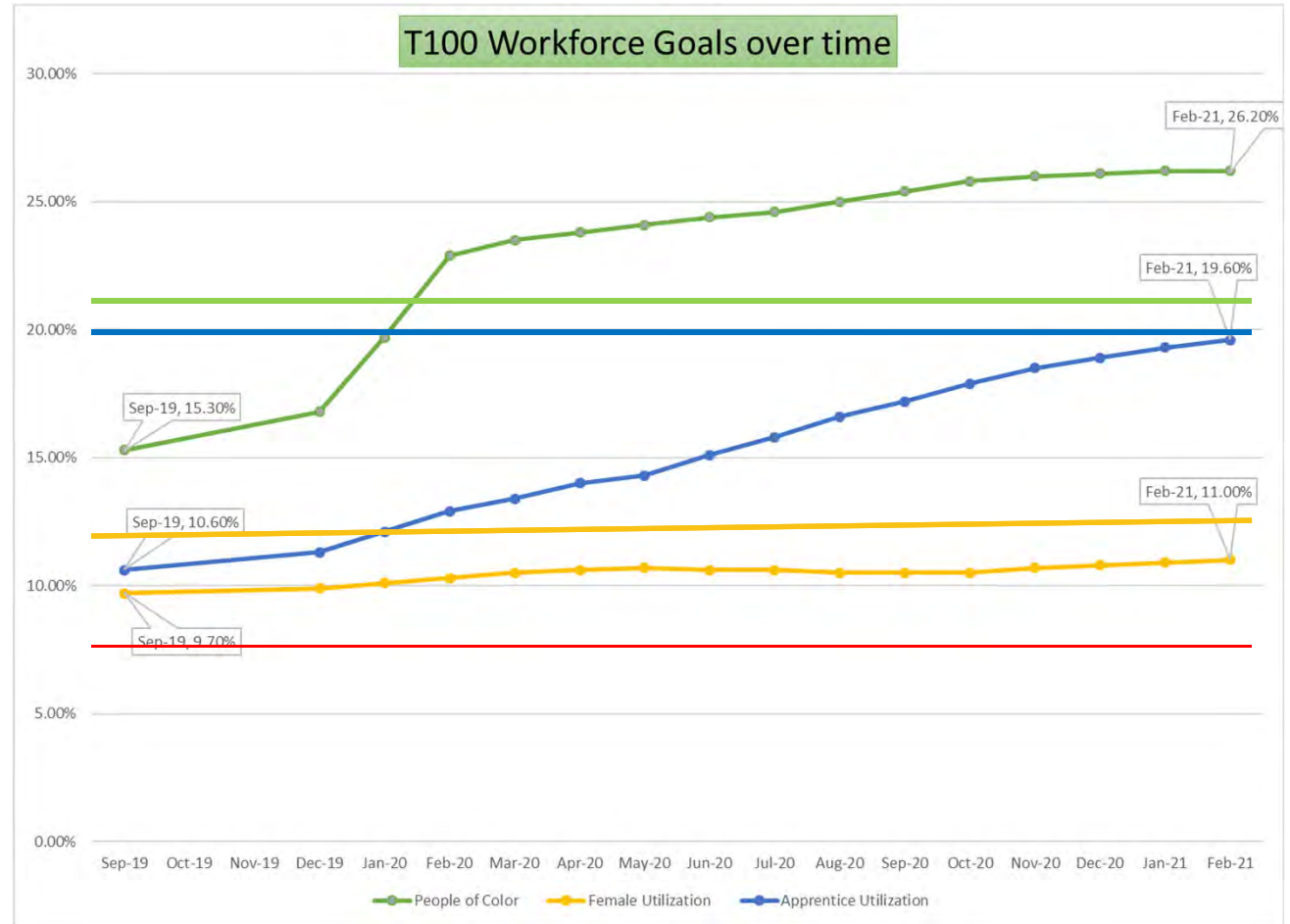
9.7% FEM

FEB 2021

26.2% POC (+10.9%)

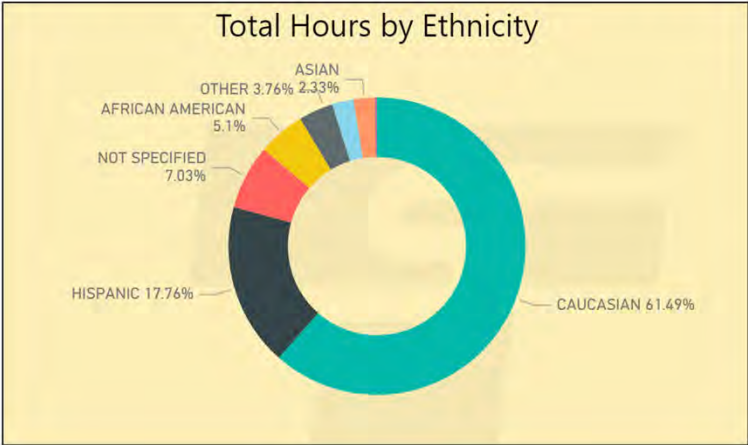
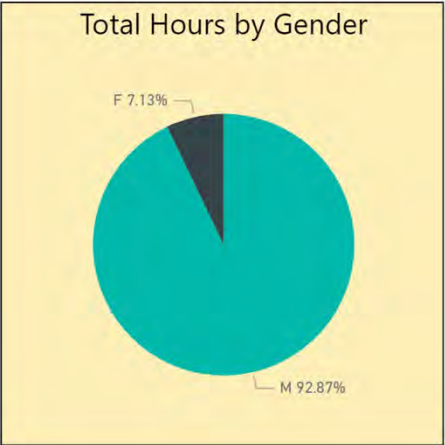
19.6% AUR (+9.0%)

11.0% FEM (+1.3%)



Labor Compliance Dashboards

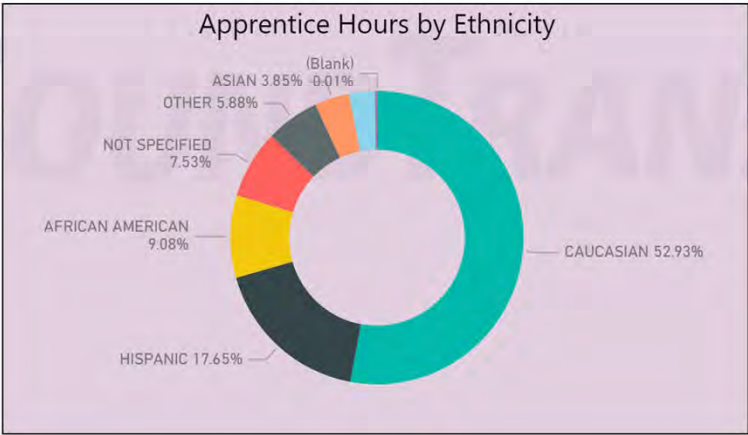
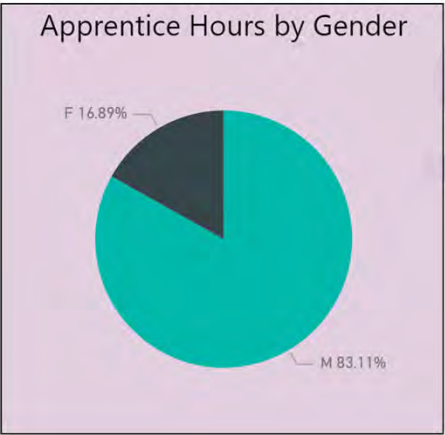
Labor Compliance Dashboard



- Project Name
- T-100 Tacoma Link Extension
 - R-200 Redmond Link Extension
 - Puyallup Station Access Improvement
 - N-830/E-750 Northgate & East Link Systems
 - N-180 Trackwork from UWS to NGS
 - N-160 Northgate Station, Elevated Guideway and Par...
 - N-150 Roosevelt Station Finishes
 - N-140 U-District Station Finishes
 - M-200 - OMF East
 - L-300 NE 200th Street to Lynnwood Transit Center
 - L-200 Lynnwood Link Extension-Northgate to NE 200th
 - L-115 Lynnwood Link Early Demolition
 - F-200 Federal Way Link Extension
 - F-350 - Eastlink - SR520 to Overlake Transit Center

Total Wages Paid
\$584,460,593

Total Hours Worked
12,749,198



East Link Labor Compliance Dashboard

Map Key

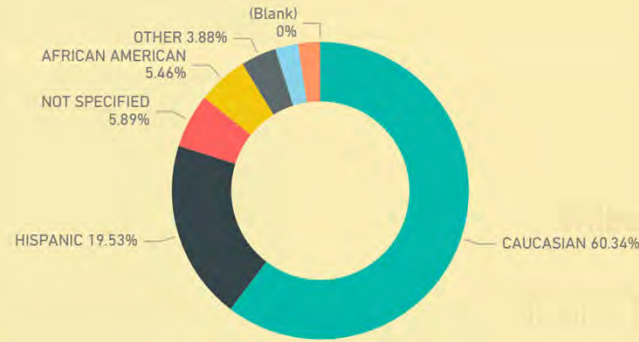
Station
Park & Ride

Redmond
Technology Center P NE 40th

Total Hours by Gender



Total Hours by Ethnicity



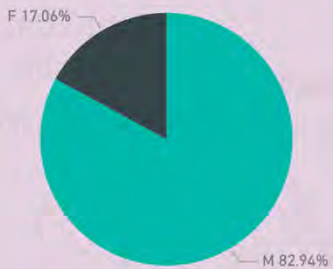
Project Name

- E-360 - EastLink - SR520 to Overlake Transit Center
- E-340 Bel-Red
- E-335 - Downtown Bellevue to Spring District
- E-330 Downtown Bellevue Tunnel
- E-320 South Bellevue
- E-130 - Seattle to South Bellevue

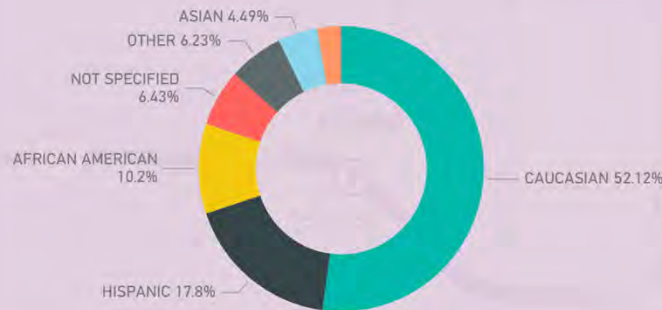
Total Wages Paid

\$318,874,571

Apprentice Hours by Gender




Apprentice Hours by Ethnicity



Total Hours Worked

7,072,178

Total Number of Workers and Apprentices

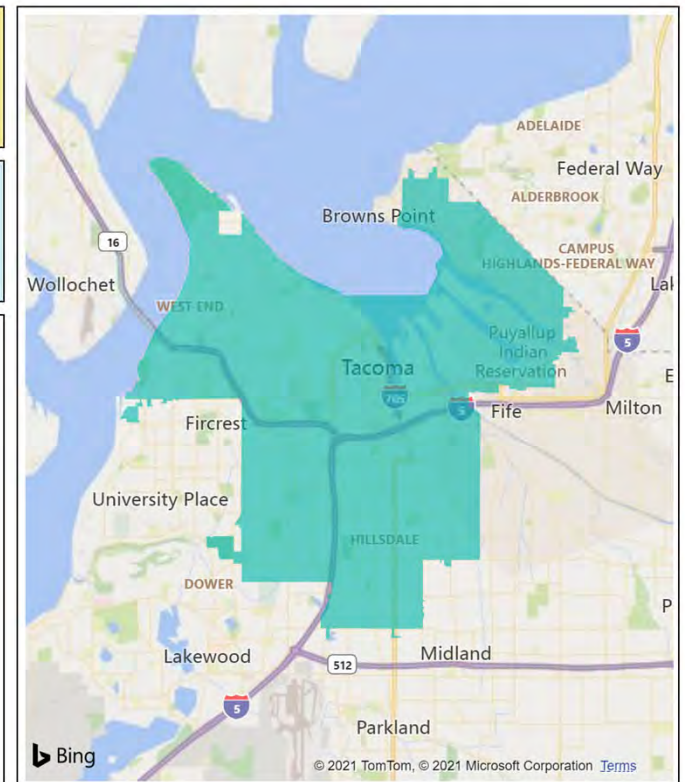
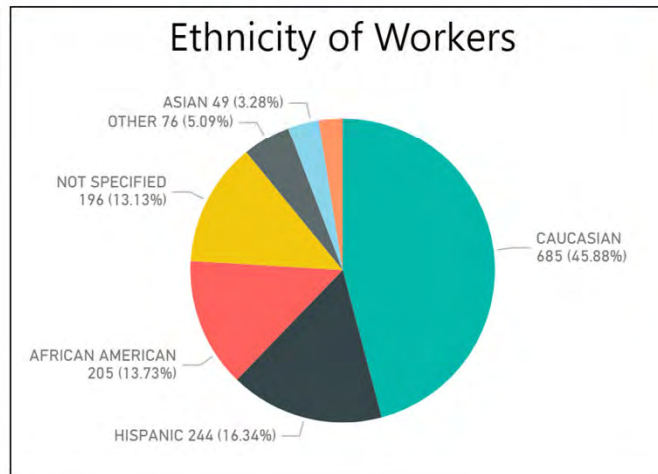
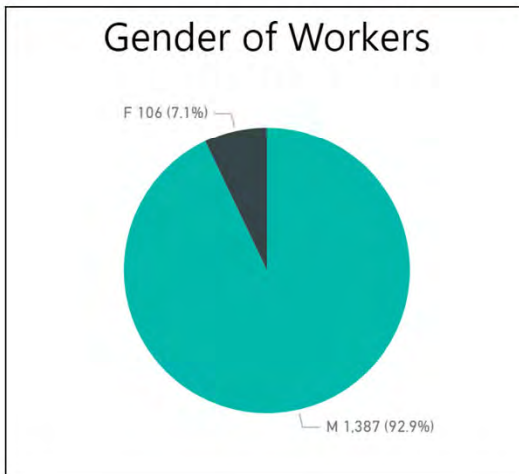


Zip Code Data

Workers on Active Sound Transit Projects From Tacoma

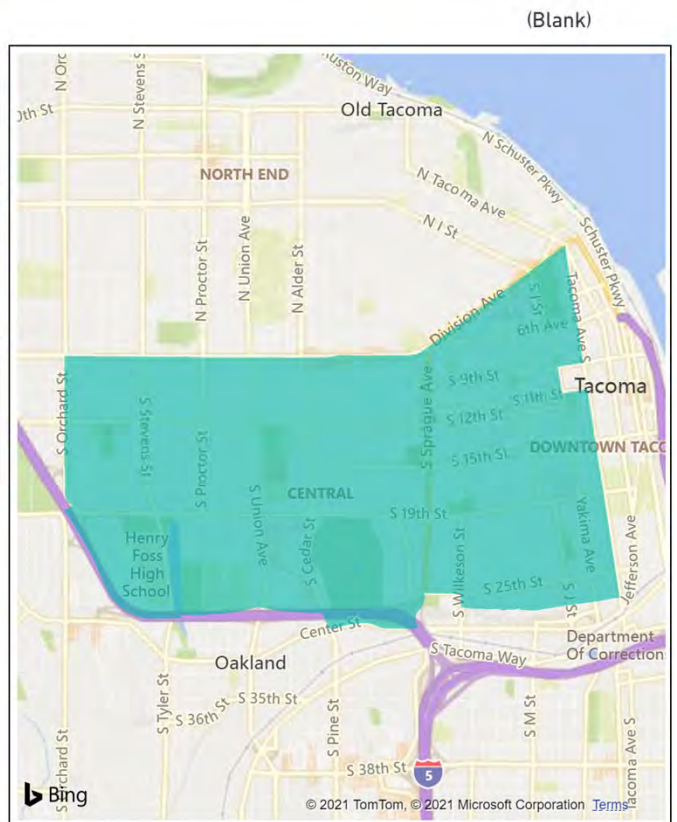
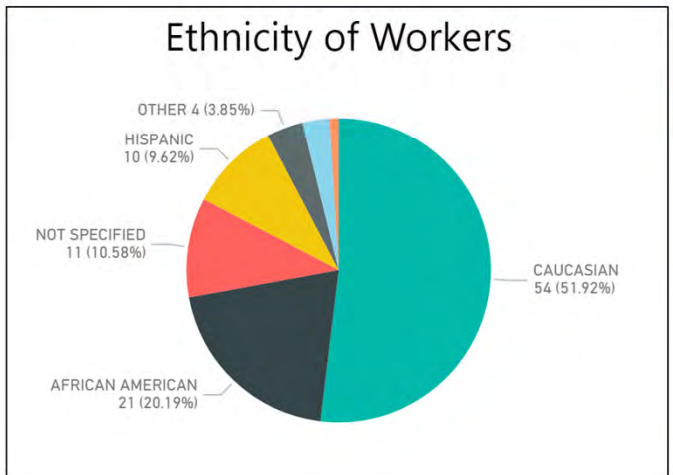
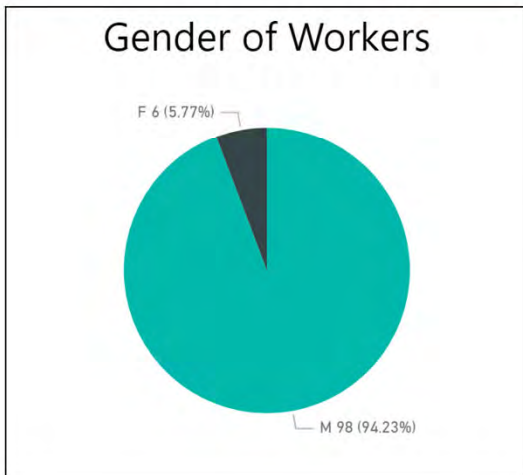
(Blank)

Number of Workers 1,493	Total Hours Worked 872,114	Gross Pay \$37,651,715
Number of Apprentices 371	Apprentice Hours Worked 233,657	Apprentice Gross Pay \$8,032,515



Workers on Active Sound Transit Projects From Zip Code 98405

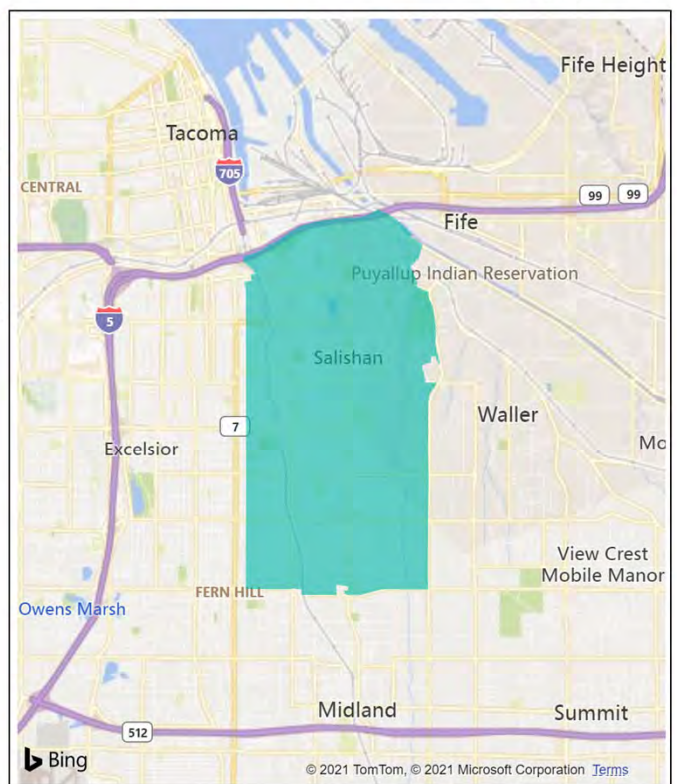
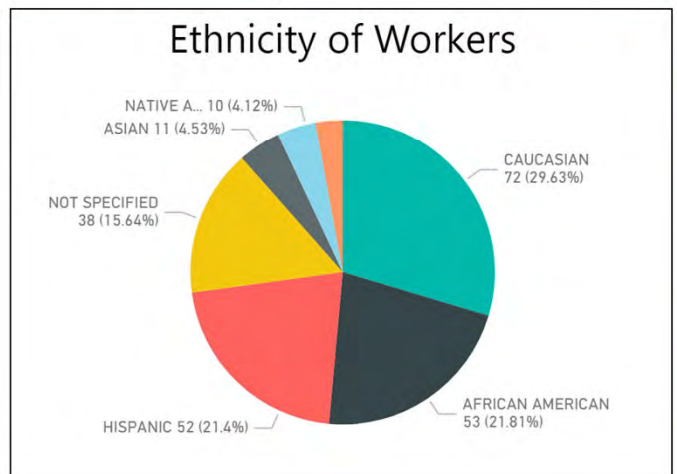
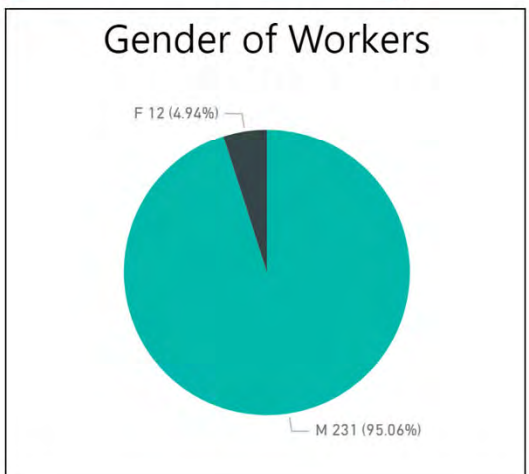
Number of Workers 104	Total Hours Worked 58,133	Gross Pay \$2,413,721
Number of Apprentices 37	Apprentice Hours Worked 22,641	Apprentice Gross Pay \$803,601



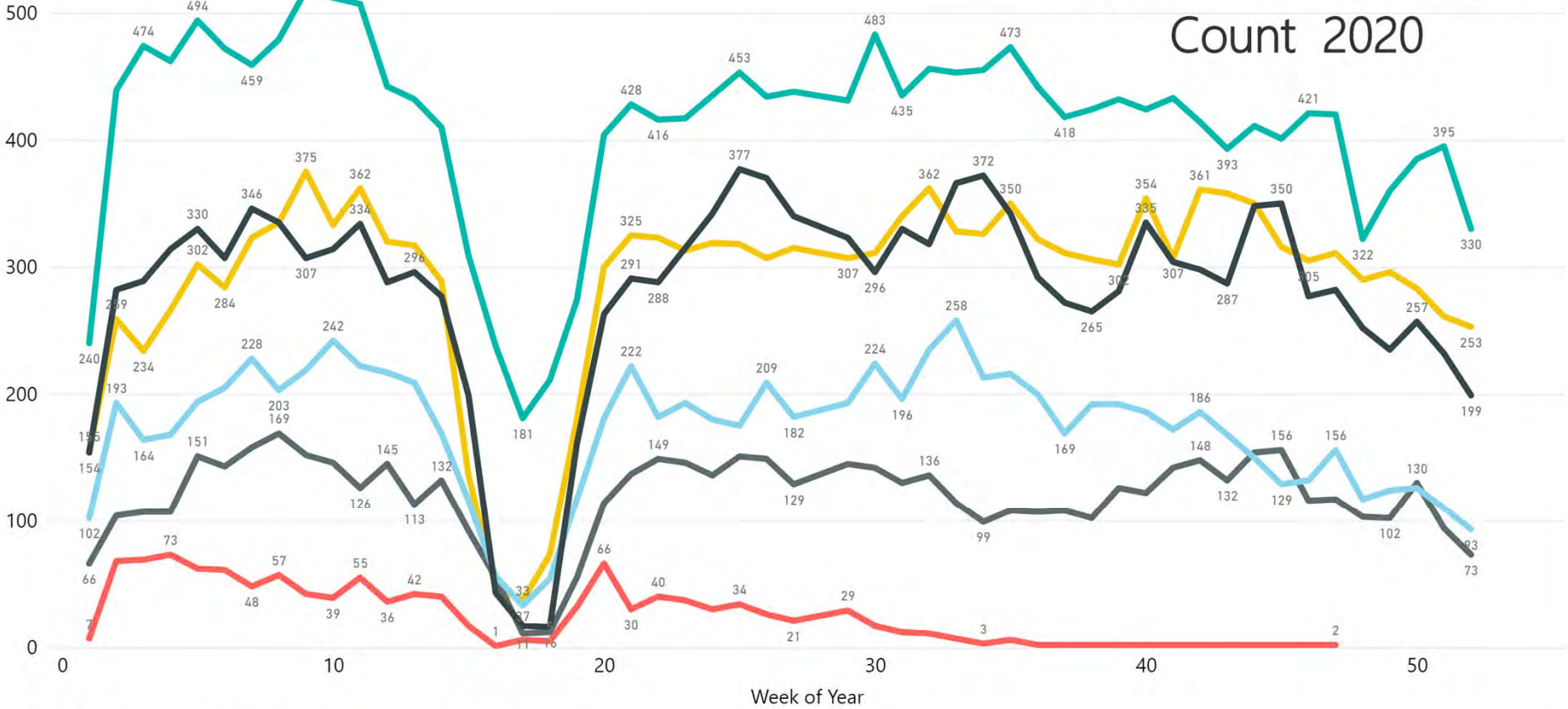
Workers on Active Sound Transit Projects From Zip Code 98404

(Blank)

Number of Workers 243	Total Hours Worked 163,959	Gross Pay \$6,883,333
Number of Apprentices 76	Apprentice Hours Worked 49,596	Apprentice Gross Pay \$1,666,525



East-Link Weekly Worker Count 2020



Project Code ● E-130 ● E-320 ● E-330 ● E-335 ● E-340 ● E-360

Thank you.



 [soundtransit.org](https://www.soundtransit.org)

