

System Expansion Monthly Status Report

System Expansion Committee

12/11/2025



Agenda

Program Updates










Project Updates

- Projects in Planning and Design
- Projects in Construction



Sounder celebrated 25 years of service on September 18, 2025


Key Performance Indicator (KPI) Legend

Status Indicator			
	Favorable Trend	Level Trend	Unfavorable Trend
Meets or Exceeds Target			
Not meeting Target Minor Variance			
Not meeting Target Major Variance			

Program-Level KPI Performance

Prompt Payment









- CDD’s average invoice payment time was 31 days this month. As a result of exceeding the 30-day target, the KPI has been shifted to meeting target with unfavorable trend.

	May 2025	June 2025	July 2025	Aug 2025	Sep 2025	Oct 2025
Prompt Payment						










Target is 100% payment within 30 days of invoice date

Construction Safety*

- One (1) OSHA recordable injury incidents this month on the Kent Garage project.**
 - While stacking gate column forms, an employee exited the forklift to adjust construction material. The column form shifted and fell on their finger, causing serious trauma. The prime contractor held an immediate safety standdown.

	May 2025	June 2025	July 2025	Aug 2025	Sep 2025	Oct 2025
RIR						
LTIR						

Target: RIR and LTIR below 50% national average

Status Indicator			
	Favorable Trend	Level Trend	Unfavorable Trend
Meets or Exceeds Target			
Not meeting Target Minor Variance			
Not meeting Target Major Variance			

Project Performance Tracker Summary

Projects in Planning & Design

Status Indicator			
	Favorable Trend	Level Trend	Unfavorable Trend
Meets or Exceeds Target			
Not meeting Target Minor Variance			
Not meeting Target Major Variance			

Mode	Projects	% Complete (Avg)	Cost KPI (Avg)	Schedule KPI (Avg)	Comments
Link Extension (5) - Light Rail	<ul style="list-style-type: none"> BLE, EVLE*, TDLE, WSLE Tacoma Dome Access Improvements 	Design - 15%			WSLE is in design validation phase. BLE targeting Q1 2026 for DEIS publication. TDLE PAs approved by the Board in June 2025. EVLE DEIS to Board is targeted for January 2026.
Link Extension (2) - Light Rail/Infill Stations	<ul style="list-style-type: none"> Boeing and Graham Infill Stations 	Design - 6% (4%)			No change this month. Infill project cost data may exceed financial plan. Design option refinements and additional analysis continue.
Operations & Maintenance Facility Program (1)*	<ul style="list-style-type: none"> OMF-South 	Design - 30%			No change this month. Procurement for progressive design build in progress. RFP issued. Target award is Q1 2026.
Sounder Program (4) - Commuter Rail	<ul style="list-style-type: none"> Lakewood Station Access Improvements, DuPont Extension, South Capacity Expansion Program, King St. Station, South Tacoma Station Access Improvements 	Design - 16% (8%)			No change this month. Projects progressing as planned. The Sounder Rail Track & Signals Improvement Project completed conceptual engineering (10% design). The Lakewood & South Tacoma Access Improvement Project completed preliminary engineering (30% design).
Bus Rapid Transit - Stride-ST Managed (3)	<ul style="list-style-type: none"> I-405 (S1 and S2 Lines) SR 522 / NE 145th (S3 Line) 	Design – 91% (1%)			(S1) Prepare to advertise construction procurement for Burien Transit Center in December. (S2) Poplar Way Loop design is progressing. (S3) Seattle/Shoreline construction contract in procurement. Plan to seek board approval in Nov. Schedule unfavorable trend due to property acquisitions on S3 Line.
Bus Rapid Transit - Stride-WSDOT Managed (1)	<ul style="list-style-type: none"> I-405 (S1, TIBS Inline Station) 	Design - 98% (3%)			No change this month. Tukwila Int'l Blvd. Station (TIBS) design is complete for the purpose of Design-Build procurement. The agreement with WSDOT received board approval in Oct. for the funding aspect, while progress continued to be made on the terms and conditions of the agreement. WSDOT will initiate Design-Build procurement after the agreement is finalized and executed.

* OMF-North is within the Everett Link Extension project and therefore not under the O&M roll-up line. Future reports will adjust for this properly.

Project Performance Tracker Summary

Projects in Construction

Mode	Projects	Avg % Construction Complete (Change)	Avg Cost KPI	Avg Schedule KPI	Avg Safety KPI*	Comments
Link Extension (3)	<ul style="list-style-type: none">ELE, FWLEPinehurst Station	91%				Cost: No change to budgets; ELE budget pressure expected in 2026. FWLE additional contracting authorization request targeting December. Schedule: Progressing through testing for both FWLE and ELE. Schedule: Percent Complete increased by 2% Safety: No change this month.
Sounder (3)	<ul style="list-style-type: none">Sumner, Kent, Auburn Garages	46% (2%)				Cost: No change this month. Schedule: Percent complete increased by 6%. Sumner In-Service date of Q1 2026 now projected Q3 2026, portfolio remains within the Q2 2027 baseline. Safety: One recordable injury incident this month on the Kent Garage project, prompting an immediate safety standdown by the prime contractor.
Bus Rapid Transit - Stride-ST Managed (3)	<ul style="list-style-type: none">Bus OMF (Bus Base North)I-405 (S1 Line)SR 522 / NE 145th (S3 Line)	6% (6%)				Cost: No change this month. Schedule: Sitework activities underway at Bus OMF. Overall construction program percent complete increased by 1%. Contracts for Renton Transit Center (S1) and Kenmore/Bothell (S3) received Board approval and moving towards contract execution. Safety: No change this month.
Stride-WSDOT & Third Party Managed (3)	<ul style="list-style-type: none">I-405 (S1) – WSDOTI-405 (S2) – WSDOTSR 522/NE 145th (S3) – Third Party	78% (4%)				Cost: No change this month. Schedule: Percent complete increased by 2% based on average percent complete of WSDOT and other third party managed projects. Safety: Safety managed by 3rd party.

Link Extension Target Revenue Service Date KPI Detail



* Safety KPI (TIFIA Projects represented only) is based on current Recordable Injury (RIR) and Lost-time Incident Rates (LTIR) compared to national averages. Program rates are based on 12 monthly rolling averages. “N/A” = Safety managed by 3rd party.

Status Indicator			
	Favorable Trend	Level Trend	Unfavorable Trend
Meets or Exceeds Target			
Not meeting Target Minor Variance			
Not meeting Target Major Variance			

What's Next

- **Presentation on Projects in Planning/Design** to System Expansion Committee planned for early 2026.
- Ongoing refinements to the monthly report

Monthly report available online: <https://www.soundtransit.org/get-to-know-us/documents-reports/system-expansion-monthly-status-report>

Questions?



 *soundtransit.org*

