

# ***System Expansion Monthly Status Report***

*System Expansion Committee*

*01/08/2026*



# Agenda

## Program Updates










## Project Updates

- Projects in Planning and Design
- Projects in Construction



*Two Link Light Rail Vehicles (LRV) at Bellevue Downtown Station*

# *Key Performance Indicator (KPI) Legend*

Status Indicator			
	Favorable Trend	Level Trend	Unfavorable Trend
Meets or Exceeds Target			
Not meeting Target Minor Variance			
Not meeting Target Major Variance			

# Program-Level KPI Performance

## Prompt Payment

- CDD’s average invoice payment time was **26 days this month**.

	Apr 2025	May 2025	June 2025	July 2025	Aug 2025	Sep 2025	Oct 2025	Nov 2025
Prompt Payment								

Target is 100% payment within 30 days of invoice date

## Construction Safety

### OSHA recordable injury incidents this month:

- Sounder Garage, Kent** - A subcontractor employee was stripping plastic sheathing from a post-tensioning cable with a hook-blade utility knife when the blade slipped, causing lacerations to their fingers. **Subcontractor is working to replace all gloves with a cut resistance level of 4 or better to help mitigate similar injuries.**
- Stride, Bus Base North** - A laborer was walking along the site fence while holding an open utility knife. As they reached across to grab the next fence panel for support, their left forearm grazed the open blade, causing a laceration. **Prime contractor is working with the subcontractor to implement their Pre-Task Safety Instruction (PSI) process to ensure proper hazard identification and mitigation.**

	Apr 2025	May 2025	June 2025	July 2025	Aug 2025	Sep 2025	Oct 2025	Nov 2025
RIR								
LTIR								

Target: RIR and LTIR below 50% national average

Status Indicator			
	Favorable Trend	Level Trend	Unfavorable Trend
Meets or Exceeds Target			
Not meeting Target Minor Variance			
Not meeting Target Major Variance			

# Project Performance Tracker Summary

## Projects in Planning & Design

	Status Indicator		
	Favorable Trend	Level Trend	Unfavorable Trend
Meets or Exceeds Target			
Not meeting Target Minor Variance			
Not meeting Target Major Variance			

Mode	Projects	% Complete (Avg)	Cost KPI (Avg)	Schedule KPI (Avg)	Comments
Link Extension (5) - Light Rail	<ul style="list-style-type: none"> <li>BLE, EVLE*, TDLE, WSLE</li> <li>Tacoma Dome Access Improvements</li> </ul>	Design - 15%			WSLE is in design validation phase. BLE targeting Q1 2026 for DEIS publication. TDLE PAs approved by the Board in June 2025. EVLE targeting Q2 of 2026 for DEIS publication.
Link Extension (2) - Light Rail/Infill Stations	<ul style="list-style-type: none"> <li>Boeing and Graham Infill Stations</li> </ul>	Design - 6%			No change this month. Infill project cost data may exceed financial plan.
Operations & Maintenance Facility Program (1)*	<ul style="list-style-type: none"> <li>OMF-South</li> </ul>	Design - 30%			No change this month. Procurement for progressive design build in progress. RFP issued. Target award is Q1 2026.
Sounder Program (4) - Commuter Rail	<ul style="list-style-type: none"> <li>Lakewood Station Access Improvements, DuPont Extension, South Capacity Expansion Program, King St. Station, South Tacoma Station Access Improvements</li> </ul>	Design - 8%**			No change this month. Projects progressing as planned. The Sounder Rail Track & Signals Improvement Project completed conceptual engineering (10% design). The Lakewood & South Tacoma Access Improvement Station Area Project completed preliminary engineering (30% design). King Street Station Platform Area Improvement Project continues working on preliminary engineering.
Bus Rapid Transit - Stride-ST Managed (3)	<ul style="list-style-type: none"> <li>I-405 (S1 and S2 Lines)</li> <li>SR 522 / NE 145<sup>th</sup> (S3 Line)</li> </ul>	Design – 92% (1%)			No change this month. (S1) Prepare to advertise IFB for Burien Transit Center in December. (S2) Poplar Way Loop design is progressing as anticipated. (S3) Seattle/Shoreline construction contract in procurement. Schedule trending negatively due to property acquisitions on S3 Line.
Bus Rapid Transit - Stride-WSDOT Managed (1)	<ul style="list-style-type: none"> <li>I-405 (S1, TIBS Inline Station)</li> </ul>	Design - 99% (1%)			No change this month. Tukwila Int'l Blvd. Station (TIBS) design is complete for the purpose of Design-Build procurement. The agreement with WSDOT received board approval in Oct. for the funding aspect, while progress continued to be made on the terms and conditions of the agreement. WSDOT will initiate Design-Build procurement after the agreement is executed.

• OMF-North is within the Everett Link Extension project and therefore not under the O&M roll-up line. Future reports will show this separately.

\*\* Adjustment to % complete due to inaccurate reporting last month.

# Project Performance Tracker Summary

## Projects in Construction

Mode	Projects	Avg % Construction Complete (Change)	Avg Cost KPI	Avg Schedule KPI	Avg Safety KPI*	Comments
Link Extension (3)	<ul style="list-style-type: none"><li>ELE, FWLE</li><li>Pinehurst Infill Station</li></ul>	91%				Cost: No change to budgets; ELE budget pressure expected in 2026. Schedule: FWLE opened on December 6, 2025. ELE progressing through testing and commissioning. Safety: No change this month.
Sounder (3)	<ul style="list-style-type: none"><li>Sumner, Kent, Auburn Garages</li></ul>	46%				Cost: No change this month. Schedule: Percent complete increased by 6%. Sumner In-Service date projected for Q4 2026, portfolio remains within the Q2 2027 baseline. Safety: One recordable injury this month on the Kent project. The contractor is replacing all gloves to have a better cut resistance level.
Bus Rapid Transit - Stride-ST Managed (3)	<ul style="list-style-type: none"><li>Bus Base N - OMF</li><li>I-405 (S1 Line)</li><li>SR 522 / NE 145<sup>th</sup> (S3 Line)</li></ul>	10% (4%)				Cost: No change this month. Schedule: Sitework activities underway at Bus OMF. Renton Transit Center (S1) and Kenmore/Bothell (S3) moved into construction phase. Safety: One recordable injury this month on the Bus OMF project. Prime contractor is working with subcontractors to implement an updated Pre-task Safety Instruction process
Stride-WSDOT & Third Party Managed (3)	<ul style="list-style-type: none"><li>I-405 (S1) – WSDOT</li><li>I-405 (S2) – WSDOT</li><li>SR 522/NE 145<sup>th</sup> (S3) – Third Party</li></ul>	78%				Cost: No change this month. Schedule: Percent complete increased by 2% based on average percent complete of WSDOT and other third party managed projects. Safety: Safety managed by 3rd party.

### Link Extension Target Revenue Service Date KPI Detail



\* Safety KPI (TIFIA Projects represented only) is based on current Recordable Injury (RIR) and Lost-time Incident Rates (LTIR) compared to national averages. Program rates are based on 12 monthly rolling averages. "N/A" = Safety managed by 3<sup>rd</sup> party.

Status Indicator			
	Favorable Trend	Level Trend	Unfavorable Trend
Meets or Exceeds Target			
Not meeting Target Minor Variance			
Not meeting Target Major Variance			

# ***What's Next***

- **Presentation on Projects in Planning/Design** to System Expansion Committee planned for Q1 2026.
- Ongoing refinements to the monthly report

Monthly report available online: <https://www.soundtransit.org/get-to-know-us/documents-reports/system-expansion-monthly-status-report>

# *Questions?*



 *soundtransit.org*

